



PROJEKTANTSKI URED:

**brancin projektiranje j.d.o.o.**

Cirkovljanska ulica 2a

10 000 Zagreb

OIB:74947861459

INVESTITOR:

**LIČKO-SENJSKA ŽUPANIJA**

Dr. Franje Tuđmana 4

53 000 Gospić

OIB:40774389207

ZAJEDNIČKA OZNAKA PROJEKTA:

**JH-01/25**

OZNAKA PROJEKTNE MAPE:

**25-11**

**MAPA II**

RAZINA RAZRADE:

**IZVEDBENI PROJEKT**

GRADEVINA:

**REKONSTRUKCIJA OSNOVNOŠKOLSKE  
GRADEVINE ANTUNA GUSTAVA MATOŠA U  
NOVALJI**

k.č. 1783/52, k.o. Novalja

**PLANOVI SAVIJANJA ARMATURE**

PROJEKTANTI:

Glavni projektant:

**JURICA HAJDAROVIĆ, dipl.ing.arh.**

Ovlašteni arhitekt

A3512

Projektant:

**BRANIMIR KUNJAŠIĆ, mag.ing.aedif.**

Ovlašteni inženjer građevinarstva

G6650

IME, POTPIS I PEČAT ODGOVORNE OSOBE:

**BRANIMIR KUNJAŠIĆ, mag.ing.aedif.,  
DIREKTOR**

MJESTO I DATUM IZRADE PROJEKTA:

**ZAGREB , siječanj 2026.**

## I / OPĆI DIO

## **I.1 SADRŽAJ**

### **POTPISNA STRANICA**

<b>I /</b>	<b>OPĆI DIO.....</b>	<b>2</b>
<b>I.1</b>	<b>SADRŽAJ .....</b>	<b>3</b>
<b>II /</b>	<b>POPIS NACRTA.....</b>	<b>4</b>
<b>III /</b>	<b>ISKAZI ARMATURE .....</b>	<b>5</b>
<b>III.1</b>	<b>DILATACIJA 1 .....</b>	<b>5</b>
<b>III.2</b>	<b>DILATACIJA 2 .....</b>	<b>50</b>
<b>IV /</b>	<b>NACRTI .....</b>	<b>96</b>

## **II / POPIS NACRTA**

### **DILATACIJA 1**

D1- 100 – TEMELJI – 01 – trakasti temelji  
D1- 100 – TEMELJI – 02 – trakasti temelji  
D1- 100 – TEMELJI – 03 – podna ploča  
D1- 200 – PRIZEMLJE – 01 - zidovi  
D1- 200 – PRIZEMLJE – 01 - zidovi  
D1- 200 – PRIZEMLJE – 01 – stropna ploča  
D1- 200 – PRIZEMLJE – 01 – stropna ploča  
D1- 300 – 1. KAT – 01 – zidovi  
D1- 300 – 1. KAT – 01 - zidovi  
D1- 300 – 1. KAT – 01 – stropna ploča  
D1- 300 – 1. KAT – 01 – stropna ploča  
D1- 400 – ATIKA – 01

### **DILATACIJA 2**

D2- 100 – TEMELJI – 01 – trakasti temelji  
D2- 100 – TEMELJI – 02 – trakasti temelji  
D2- 100 – TEMELJI – 03 – podna ploča  
D2- 200 – PRIZEMLJE – 01 - zidovi  
D2- 200 – PRIZEMLJE – 01 - zidovi  
D2- 200 – PRIZEMLJE – 01 – stropna ploča  
D2- 200 – PRIZEMLJE – 01 – stropna ploča  
D2- 300 – 1. KAT – 01 – zidovi  
D2- 300 – 1. KAT – 01 - zidovi  
D2- 300 – 1. KAT – 01 – stropna ploča  
D2- 300 – 1. KAT – 01 – stropna ploča  
D2- 400 – ATIKA – 01

### **OKOLIŠ**


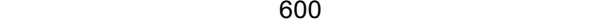

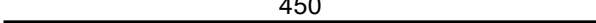
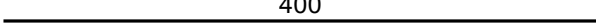

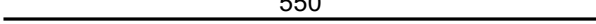
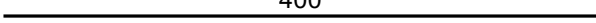
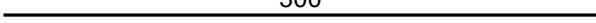
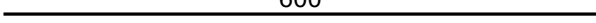

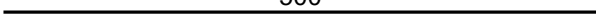
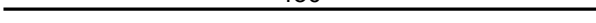
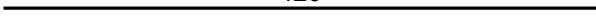


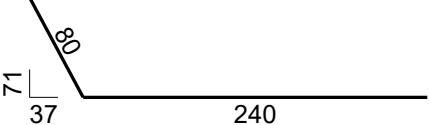

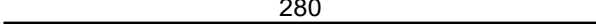
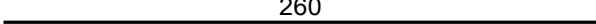
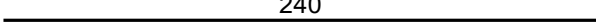
ULAŽNO STEPENIŠTE – 01  
SPREMIŠTE ZA SPREMIŠTE OD PLINA – 01



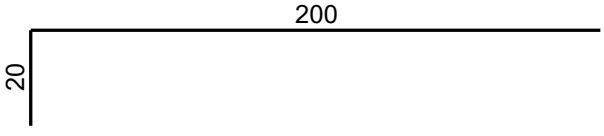
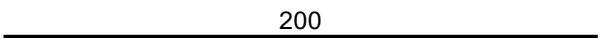
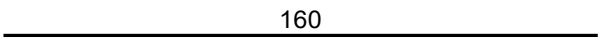
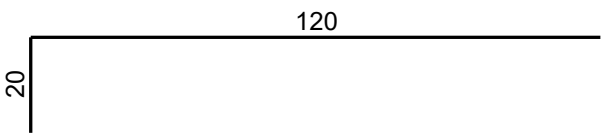
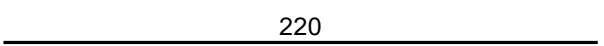
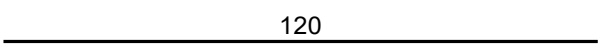
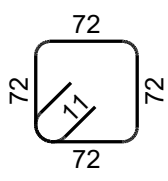
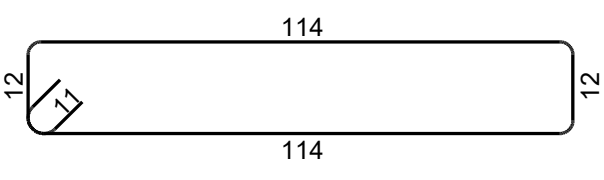
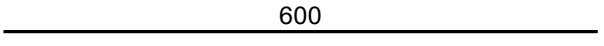
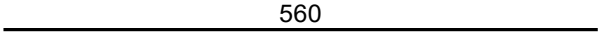
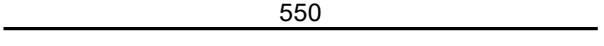
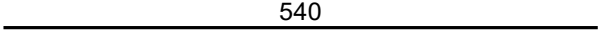
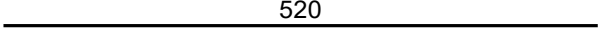
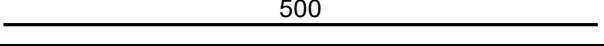
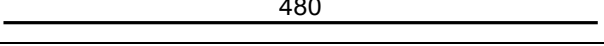
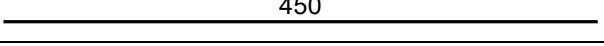
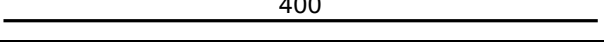
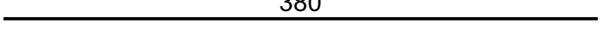
### III / ISKAZI ARMATURE

#### III.1 DILATACIJA 1




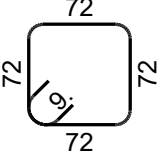

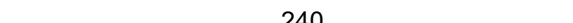
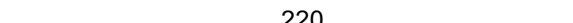
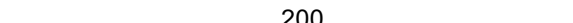

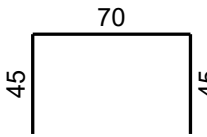
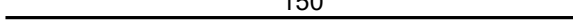
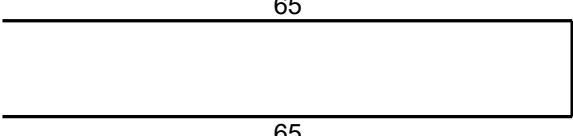
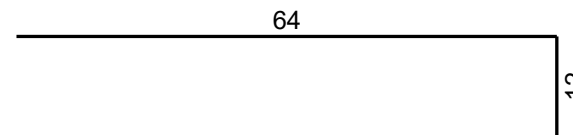
Šipke – specifikacija – D1 – 100 - TEMELJI

ozn	oblik i mjere [cm]	Ø	lg [m]	n [kom]	lgn [m]
B500B					
1		25	6.00	16	96.00
2		20	6.00	18	108.00
3		20	5.00	12	60.00
4		20	4.50	18	81.00
5		20	4.00	6	24.00
6		16	6.00	12	72.00
7		16	5.50	6	33.00
8		16	4.00	18	72.00
9		16	3.00	12	36.00
10		14	6.00	210	1260.00
11		14	5.40	12	64.80
12		14	5.00	36	180.00
13		14	4.50	18	81.00
14		14	4.20	6	25.20
15		14	4.00	6	24.00
16		14	3.50	6	21.00
17		14	3.20	12	38.40
18		14	3.00	12	36.00
19		14	2.80	24	67.20
20		14	2.60	12	31.20
21		14	2.40	54	129.60

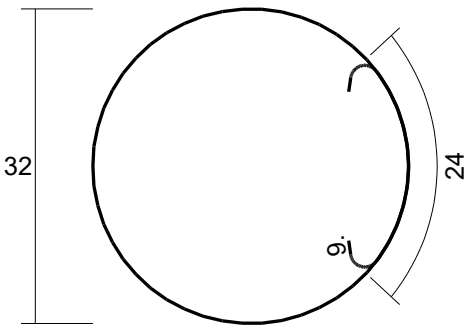
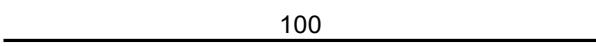
Šipke – specifikacija – D1 – 100 - TEMELJI

ozn	oblik i mjere [cm]	Ø	lg [m]	n [kom]	lg <sub>n</sub> [m]
22		14	2.20	270	594.00
23		14	2.00	12	24.00
24		14	1.60	12	19.20
25		14	1.40	16	22.40
28		12	2.20	8	17.60
29		12	1.20	8	9.60
30		10	3.10	156	483.60
31		10	2.74	151	413.74
33		8	6.00	344	2064.00
34		8	5.60	6	33.60
35		8	5.50	8	44.00
36		8	5.40	8	43.20
37		8	5.20	14	72.80
38		8	5.00	6	30.00
39		8	4.80	6	28.80
40		8	4.50	8	36.00
41		8	4.00	6	24.00
42		8	3.80	8	30.40

Šipke – specifikacija – D1 – 100 - TEMELJI

ozn	oblik i mjere [cm]	Ø	lg [m]	n [kom]	lgn [m]
43		8	3.60	647	2329.20
44		8	3.40	6	20.40
45		8	2.90	12	34.80
46		8	3.06	982	3004.92
47		8	2.70	272	734.40
48		8	2.40	16	38.40
49		8	2.20	6	13.20
50		8	2.00	22	44.00
51		8	1.80	38	68.40
52		8	1.60	54	86.40
53		8	1.50	60	90.00
54		8	1.40	76	106.40
55		8	1.40	197	275.80

Šipke – specifikacija – D1 – 100 - TEMELJI

ozn	oblik i mjere [cm]	Ø	lg [m]	n [kom]	lgn [m]
56		8	1.43	9	12.87
57		8	1.00	30	30.00

Šipke – rekapitulacija – D1 – 100 - TEMELJI

Ø [mm]	lgn [m]	Jedinična težina [kg/m']	Težina [kg]
B500B			
8	9295.99	0.40	3671.92
10	897.34	0.62	553.66
12	27.20	0.89	24.15
14	2618.00	1.21	3167.78
16	213.00	1.58	336.54
20	273.00	2.47	674.31
25	96.00	3.85	369.60
Ukupno (B500B)			8797.96

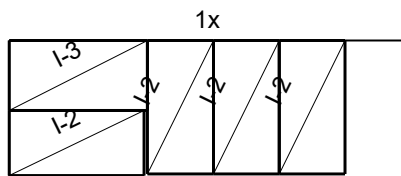
Mreže – specifikacija – D1 – 100 - TEMELJI

Pozicija	Oznaka mreže	B [cm]	L [cm]	n	Jedinična težina [kg/m2]	Ukupna težina [kg]
B500B						
I-1	Q-257	105	100	4	4.16	17.47
I-2	Q-257	205	100	4	4.16	34.11
I-3	Q-257	108	210	1	4.16	9.39
Ukupno						60.98

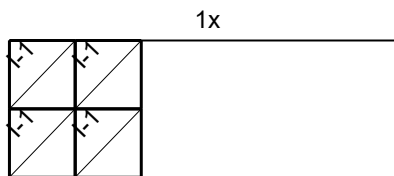
**Mreže - plan rezanja – D1 – 100 - TEMELJI**

B500B

Q-257 (600 cm x 215 cm)


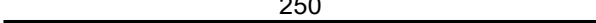
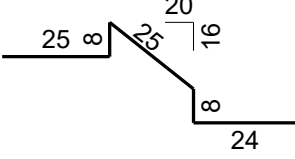
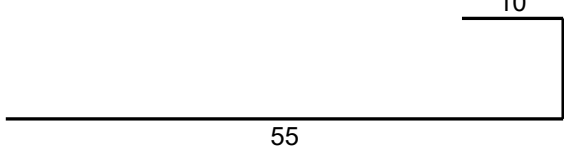


I-3 210 x 108  
 I-2 100 x 205  
 I-2 100 x 205  
 I-2 100 x 205  
 I-2 100 x 205



I-1 100 x 105  
 I-1 100 x 105  
 I-1 100 x 105  
 I-1 100 x 105

Šipke – specifikacija - D1 – 100 – TEMELJI – PODNA PLOČA

ozn	oblik i mjere [cm]	Ø	lg [m]	n [kom]	lgn [m]
B400B					
26		12	3.60	4	14.40
27		12	2.50	4	10.00
32		10	0.90	800	720.00
58		8	0.75	748	561.00

Šipke – rekapitulacija - D1 – 100 – TEMELJI – PODNA PLOČA

Ø [mm]	lgn [m]	Jedinična težina [kg/m']	Težina [kg]
B500B			
8	561.00	0.40	221.59
10	720.00	0.62	444.24
12	24.40	0.89	21.67
<b>Ukupno (B500B)</b>			<b>687.50</b>

Mreže – specifikacija - D1 – 100 – TEMELJI – PODNA PLOČA

Pozicija	Oznaka mreže	B [cm]	L [cm]	n	Jedinična težina [kg/m2]	Ukupna težina [kg]
B500B						
I	Q-257	215	600	29	4.16	1556.26
I-4	Q-257	215	385	2	4.16	68.87
I-5	Q-257	70	163	1	4.16	4.77
I-6	Q-257	190	219	1	4.16	17.29
I-7	Q-257	70	600	1	4.16	17.57
I-8	Q-257	140	339	1	4.16	19.80

**Mreže – specifikacija - D1 – 100 – TEMELJI – PODNA PLOČA**

Pozicija	Oznaka mreže	B [cm]	L [cm]	n	Jedinična težina [kg/m <sup>2</sup> ]	Ukupna težina [kg]
I-9	Q-257	215	500	1	4.16	44.74
I-10	Q-257	215	600	3	4.16	160.99
I-11	Q-257	215	200	2	4.16	35.78
I-12	Q-257	215	125	1	4.16	11.21
I-13	Q-257	70	600	1	4.16	17.47
I-14	Q-257	215	591	1	4.16	52.82
I-15	Q-257	215	135	14	4.16	169.04
I-16	Q-257	70	600	1	4.16	17.39
I-17	Q-257	140	600	1	4.16	34.94
I-18	Q-257	140	495	1	4.16	28.83
I-19	Q-257	215	495	1	4.16	44.27

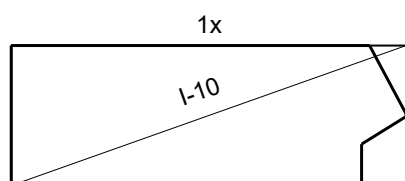
**Ukupno**

**2302.05**

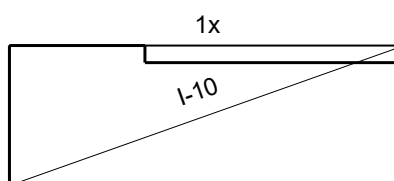
**Mreže - plan rezanja - D1 – 100 – TEMELJI – PODNA PLOČA**

B500B

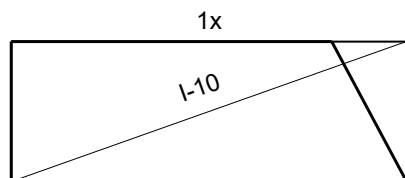
Q-257 (600 cm x 215 cm)



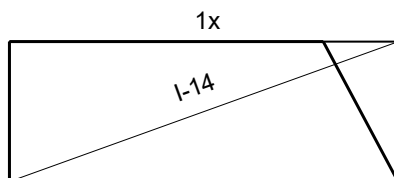
I-10 600 x 215



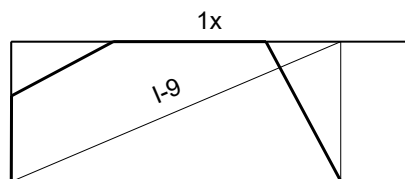
I-10 600 x 215



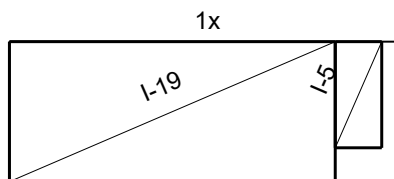
I-10 600 x 215



I-14 591 x 215

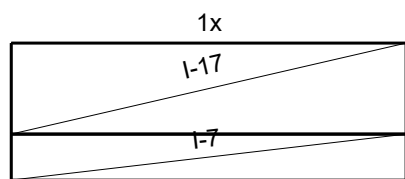


I-9 500 x 215

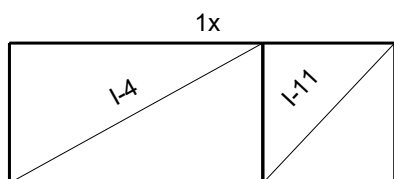


I-19 495 x 215  
 I-5 163 x 70

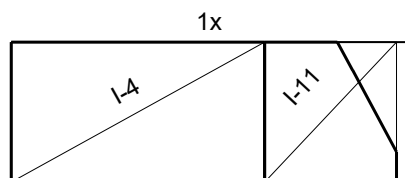
Mreže - plan rezanja - D1 – 100 – TEMELJI – PODNA PLOČA



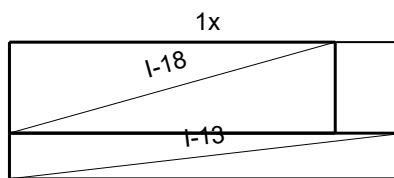
I-17 600 x 140  
I-7 600 x 70



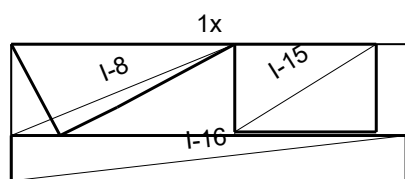
I-4 385 x 215  
I-11 200 x 215



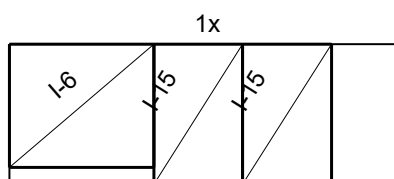
I-4 385 x 215  
I-11 200 x 215



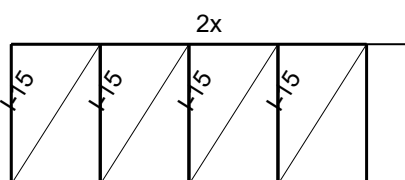
I-18 495 x 140  
I-13 600 x 70



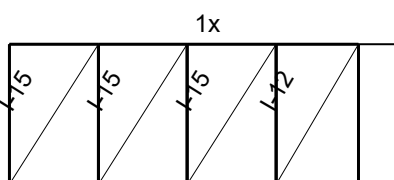
I-8 339 x 140  
I-16 600 x 70  
I-15 135 x 215



I-6 219 x 190  
I-15 135 x 215  
I-15 135 x 215




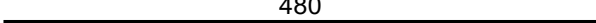
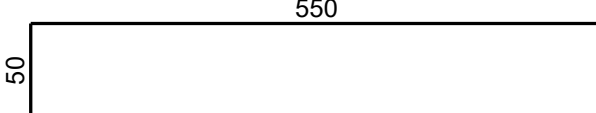
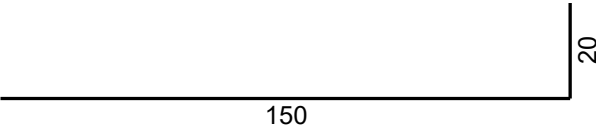


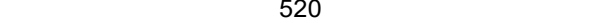

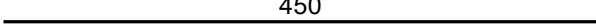
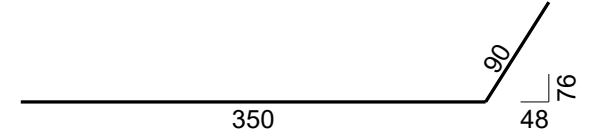
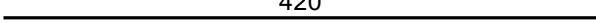


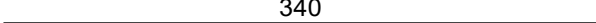
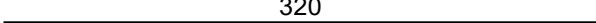
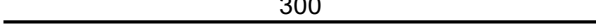
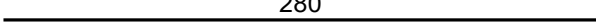
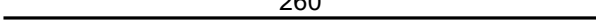
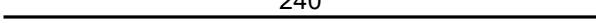
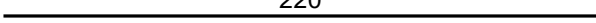
I-15 135 x 215  
I-15 135 x 215  
I-15 135 x 215  
I-15 135 x 215








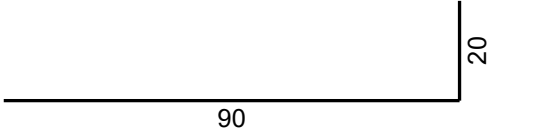

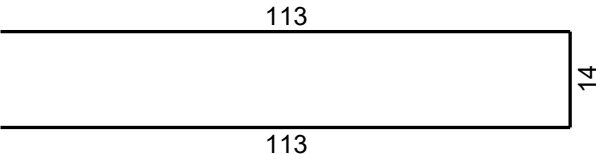

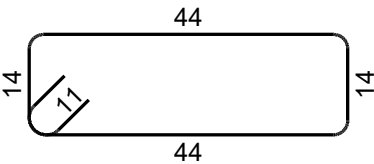








I-15 135 x 215  
I-15 135 x 215  
I-15 135 x 215  
I-12 125 x 215



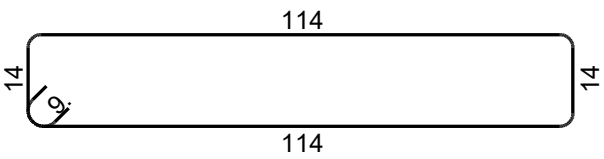
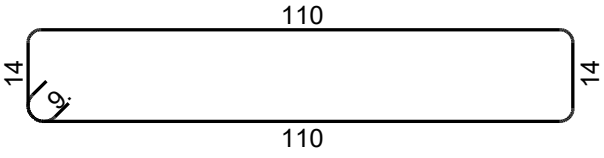
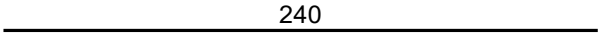
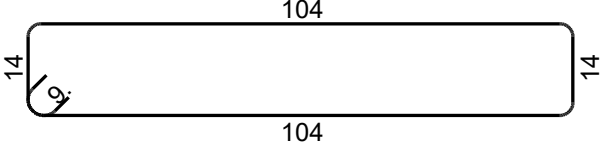
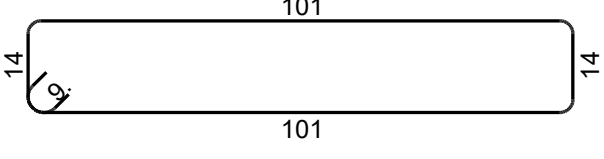
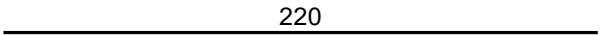
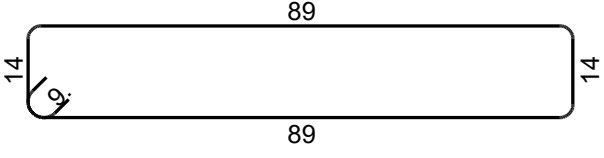
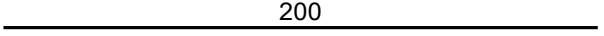

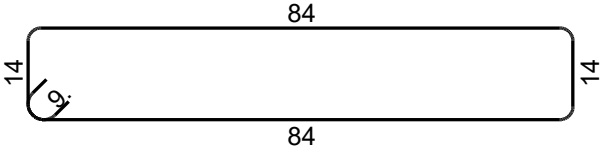
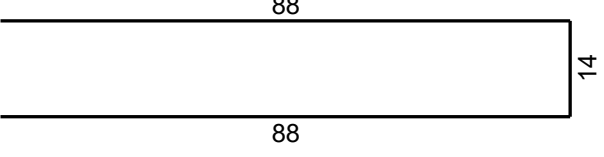
**Šipke – specifikacija – D1 – 200 – PRIZEMLJE - ZIDOVI**

ozn	oblik i mjere [cm]	Ø	lg [m]	n [kom]	lgn [m]
B500B					
1		25	6.00	7	42.00
2		25	4.80	8	38.40
3		20	6.00	2	12.00
4		16	1.70	46	78.20
5		12	6.00	22	132.00
6		12	5.50	2	11.00
7		12	5.20	2	10.40
8		12	5.00	2	10.00
9		12	4.50	20	90.00
10		12	4.40	4	17.60
11		12	4.20	196	823.20
12		12	3.60	18	64.80
13		12	3.50	2	7.00
14		12	3.40	94	319.60
15		12	3.20	4	12.80
16		12	3.00	2	6.00
17		12	2.80	4	11.20
18		12	2.60	40	104.00
19		12	2.40	2	4.80
20		12	2.20	2	4.40


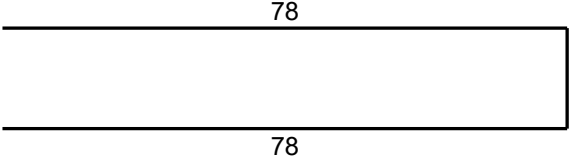
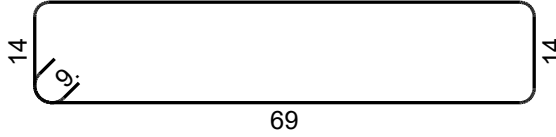
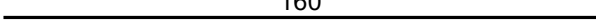
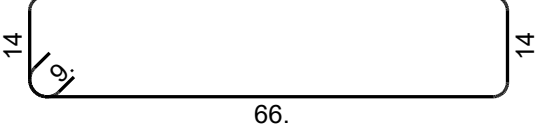
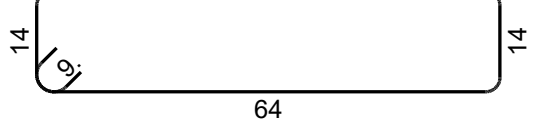
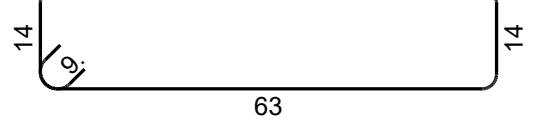
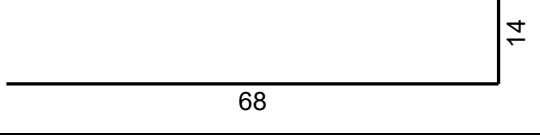
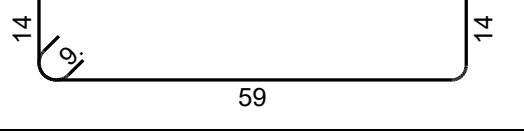
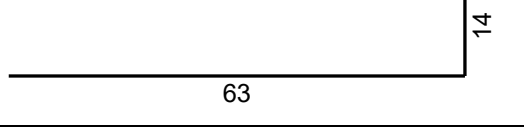

Šipke – specifikacija – D1 – 200 – PRIZEMLJE - ZIDOVI

ozn	oblik i mjere [cm]	Ø	lg [m]	n [kom]	lgn [m]
21		12	2.00	6	12.00
22		12	1.80	6	10.80
23		12	1.50	28	42.00
24		12	1.30	38	49.40
25		12	1.10	4	4.40
26		12	1.10	8	8.80
27		10	6.00	8	48.00
28		10	2.40	98	235.20
29		10	1.50	2	3.00
30		10	1.38	110	151.80
31		8	6.00	18	108.00
32		8	5.50	2	11.00
33		8	5.00	2	10.00
34		8	4.80	2	9.60
35		8	4.20	4	16.80
36		8	4.00	12	48.00
37		8	3.00	2	6.00
38		8	2.80	2	5.60

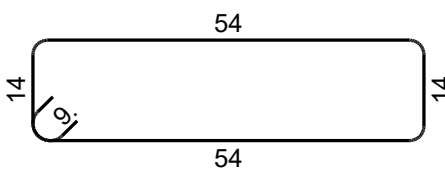
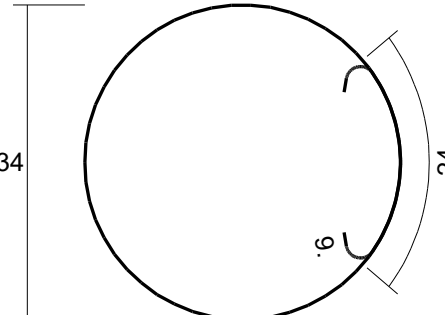

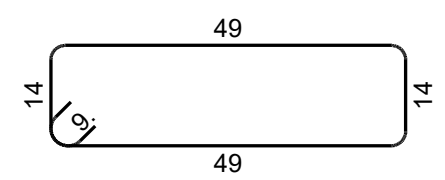
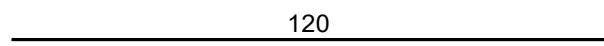
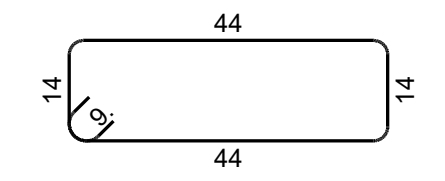
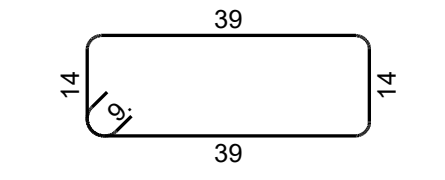
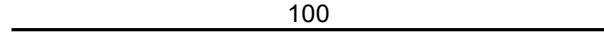
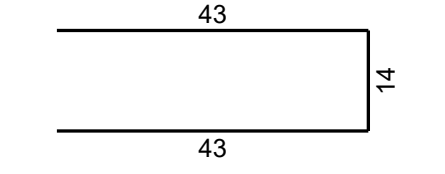
Šipke – specifikacija – D1 – 200 – PRIZEMLJE - ZIDOVI

ozn	oblik i mjere [cm]	Ø	lg [m]	n [kom]	lgn [m]
39		8	2.74	14	38.36
40		8	2.66	6	15.96
41		8	2.40	8	19.20
42		8	2.54	12	30.48
43		8	2.48	44	109.12
44		8	2.20	10	22.00
45		8	2.24	11	24.64
46		8	2.00	22	44.00
47		8	2.00	209	418.00
48		8	2.14	66	141.24
49		8	1.90	4	7.60

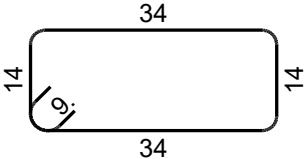
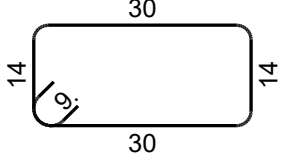
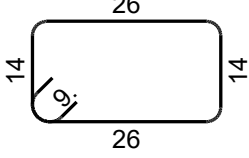
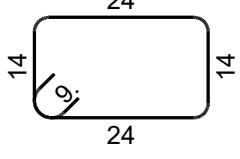
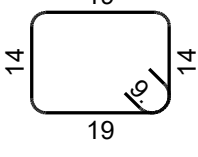
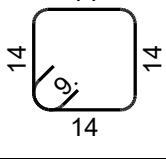

Šipke – specifikacija – D1 – 200 – PRIZEMLJE - ZIDOVI

ozn	oblik i mjere [cm]	Ø	lg [m]	n [kom]	lgn [m]
50		8	1.80	2	3.60
51		8	1.70	113	192.10
52		8	1.84	25	46.00
53		8	1.60	2	3.20
54		8	1.78	22	39.16
55		8	1.74	22	38.28
56		8	1.72	6	10.32
57		8	1.50	30	45.00
58		8	1.64	14	22.96
59		8	1.40	22	30.80
60		8	1.40	2	2.80

Šipke – specifikacija – D1 – 200 – PRIZEMLJE - ZIDOVI

ozn	oblik i mjere [cm]	Ø	lg [m]	n [kom]	lgn [m]
61		8	1.54	28	43.12
62		8	1.49	66	98.34
63		8	1.30	779	1012.70
64		8	1.44	66	95.04
65		8	1.20	938	1125.60
66		8	1.34	162	217.08
67		8	1.24	22	27.28
68		8	1.00	250	250.00
69		8	1.00	319	319.00

Šipke – specifikacija – D1 – 200 – PRIZEMLJE - ZIDOVI

ozn	oblik i mjere [cm]	Ø	lg [m]	n [kom]	lgn [m]
70		8	1.14	23	26.22
71		8	1.06	14	14.84
72		8	0.98	3	2.94
73		8	0.94	37	34.78
74		8	0.84	14	11.76
75		8	0.74	36	26.64
76		8	0.35	1680	588.00

Šipke – rekapitulacija – D1 – 200 – PRIZEMLJE - ZIDOVI

Ø [mm]	lgn [m]	Jedinična težina [kg/m']	Težina [kg]
B500B			
8	5413.16	0.40	2138.20
10	438.00	0.62	270.25

**Šipke – rekapitulacija – D1 – 200 – PRIZEMLJE - ZIDOVI**

Ø [mm]	lg [m]	Jedinična težina [kg/m']	Težina [kg]
12	1756.20	0.89	1559.51
16	78.20	1.58	123.56
20	12.00	2.47	29.64
25	80.40	3.85	309.54

**Ukupno (B500B)**

**4430.69**

**Mreže – specifikacija – D1 – 200 – PRIZEMLJE - ZIDOVI**

Pozicija	Oznaka mreže	B [cm]	L [cm]	n	Jedinična težina [kg/m2]	Ukupna težina [kg]
B500B						
I-1	Q-257	135	265	2	4.16	29.75
I-2	Q-257	80	265	2	4.16	17.71
I-3	Q-257	215	335	8	4.16	239.70
I-4	Q-257	180	265	2	4.16	39.69
I-5	Q-257	215	335	2	4.16	59.89
I-6	Q-257	80	115	2	4.16	7.68
I-7	Q-257	180	115	2	4.16	17.22
I-8	Q-257	165	115	2	4.16	15.79
I-9	Q-257	165	265	2	4.16	36.37
I-10	Q-257	175	335	2	4.16	48.75
I-11	Q-257	190	265	4	4.16	83.73
I-12	Q-257	190	120	4	4.16	37.94
I-13	Q-257	215	480	2	4.16	85.86
I-14	Q-257	215	115	2	4.16	20.57
I-15	Q-257	135	115	8	4.16	51.79
I-16	Q-257	155	335	2	4.16	43.18
I-17	Q-257	165	265	2	4.16	36.36
I-18	Q-257	165	120	2	4.16	16.47
I-19	Q-257	107	540	2	4.16	48.27

**Mreže – specifikacija – D1 – 200 – PRIZEMLJE - ZIDOVI**

Pozicija	Oznaka mreže	B [cm]	L [cm]	n	Jedinična težina [kg/m2]	Ukupna težina [kg]
I-20	Q-257	107	330	2	4.16	29.49
I-21	Q-257	107	215	2	4.16	19.23
I-22	Q-257	135	265	8	4.16	119.35
I-23	Q-257	120	335	2	4.16	33.45
I-24	Q-257	160	265	4	4.16	70.51
I-25	Q-257	100	335	2	4.16	27.89
I-26	Q-257	215	265	2	4.16	47.40
I-27	Q-257	100	155	2	4.16	12.90
I-28	Q-257	160	120	4	4.16	31.95
I-29	Q-257	200	265	2	4.16	44.07
I-30	Q-257	200	120	2	4.16	19.97
I-31	Q-257	115	265	2	4.16	25.34
I-32	Q-257	115	120	2	4.16	11.48
I-33	Q-257	107	210	2	4.16	18.77
I-34	Q-257	108	265	2	4.16	23.68
I-35	Q-257	135	120	2	4.16	13.48
I-38	Q-257	170	335	2	4.16	47.36
I-42	Q-257	215	265	12	4.16	284.23
I-43	Q-257	215	335	28	4.16	838.52
I-44	Q-257	160	335	1	4.16	22.33
I-47	Q-257	190	335	2	4.16	52.93
I-50	Q-257	215	120	10	4.16	107.33
I-51	Q-257	215	140	2	4.16	25.04
I-54	Q-257	155	335	2	4.16	43.17
I-57	Q-257	155	110	2	4.16	14.19
I-80	Q-257	215	335	2	4.16	59.88
I-83	Q-257	130	335	2	4.16	36.25
I-86	Q-257	215	215	2	4.16	38.46



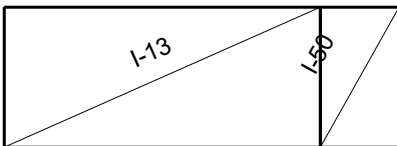
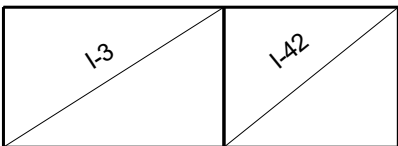
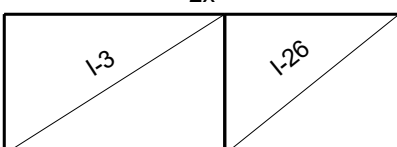
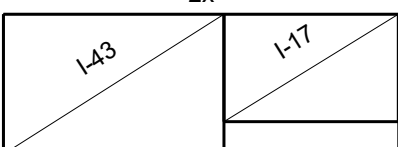
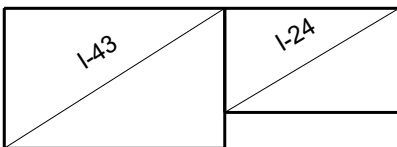
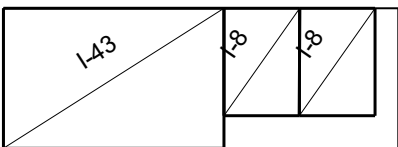
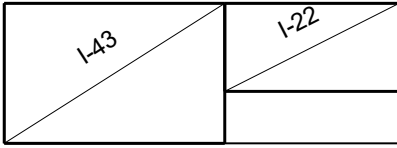
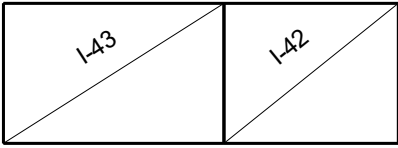
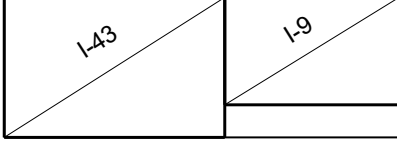
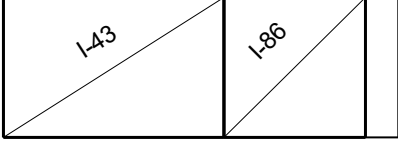
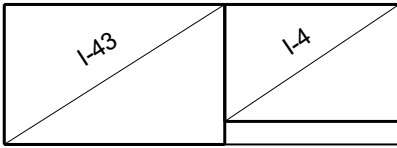
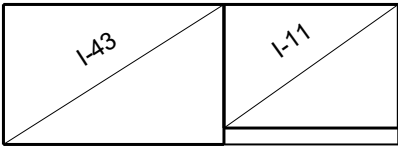
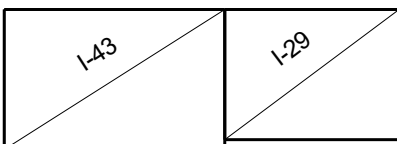
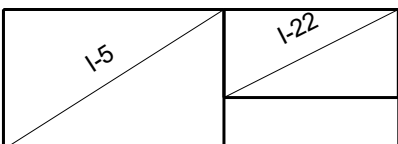
Mreže – specifikacija – D1 – 200 – PRIZEMLJE - ZIDOVI

Pozicija	Oznaka mreže	B [cm]	L [cm]	n	Jedinična težina [kg/m <sup>2</sup> ]	Ukupna težina [kg]
<b>Ukupno</b>						<b>3055.35</b>

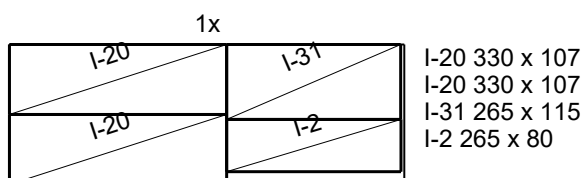
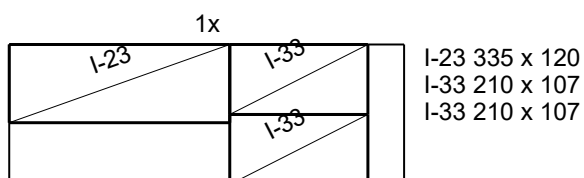
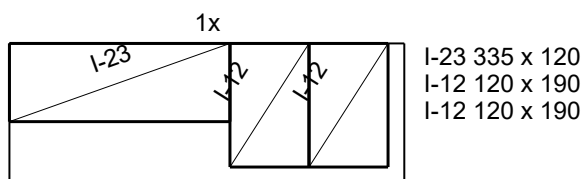
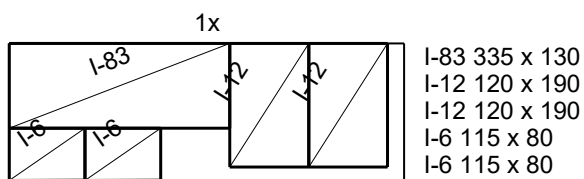
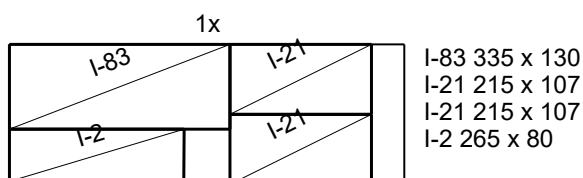
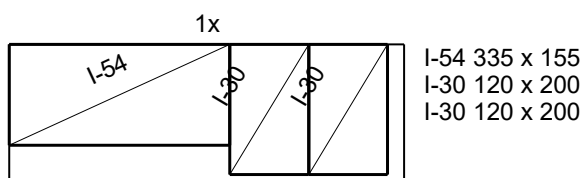
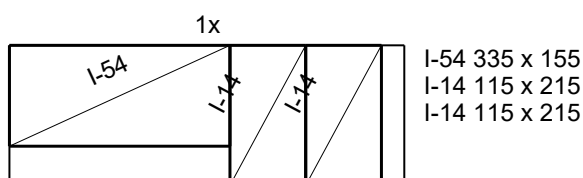
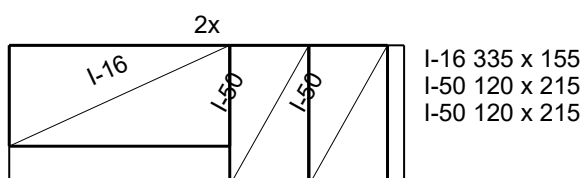
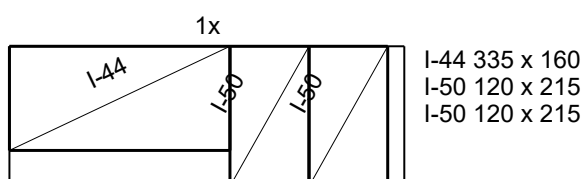
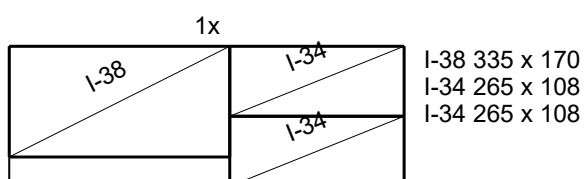
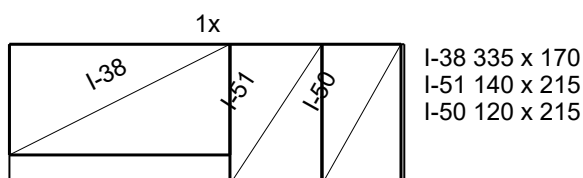
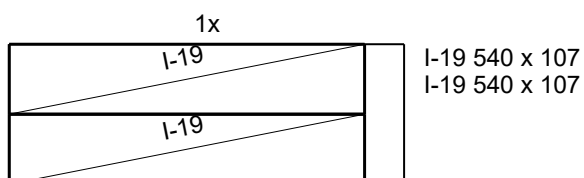
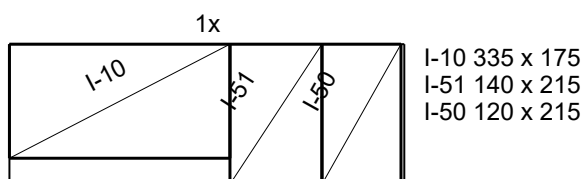
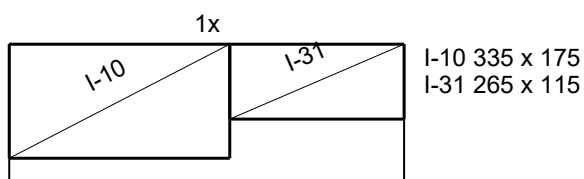
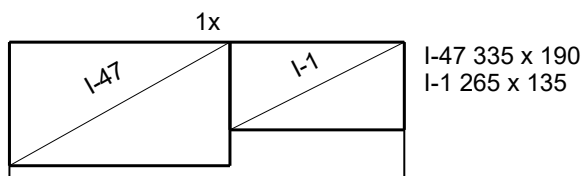
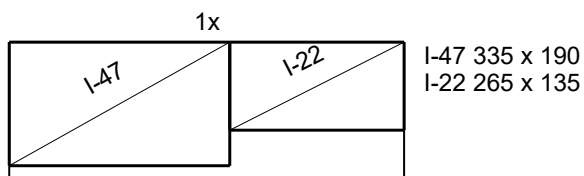
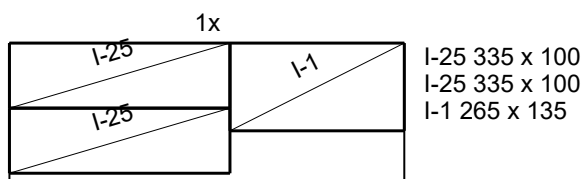
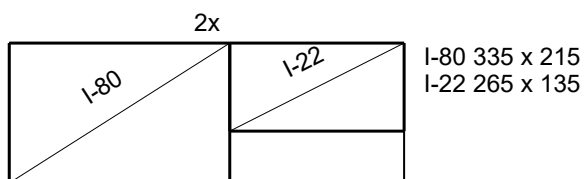
Mreže - plan rezanja – D1 – 200 – PRIZEMLJE - ZIDOVI

zidOvi - PR

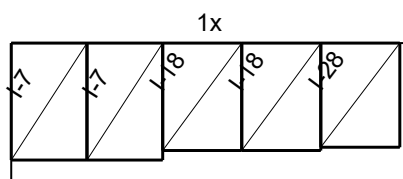
Q-257 (600 cm x 215 cm)

2x 	I-13 480 x 215 I-50 120 x 215	6x 	I-3 335 x 215 I-42 265 x 215
2x 	I-3 335 x 215 I-26 265 x 215	2x 	I-43 335 x 215 I-17 265 x 165
4x 	I-43 335 x 215 I-24 265 x 160	1x 	I-43 335 x 215 I-8 115 x 165 I-8 115 x 165
3x 	I-43 335 x 215 I-22 265 x 135	6x 	I-43 335 x 215 I-42 265 x 215
2x 	I-43 335 x 215 I-9 265 x 165	2x 	I-43 335 x 215 I-86 215 x 215
2x 	I-43 335 x 215 I-4 265 x 180	4x 	I-43 335 x 215 I-11 265 x 190
2x 	I-43 335 x 215 I-29 265 x 200	2x 	I-5 335 x 215 I-22 265 x 135

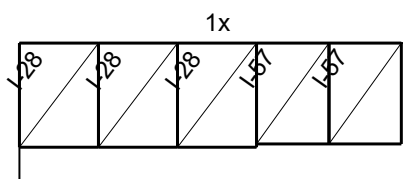
Mreže - plan rezanja – D1 – 200 – PRIZEMLJE - ZIDOVİ



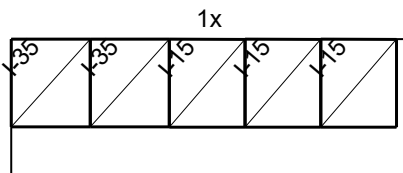
**Mreže - plan rezanja – D1 – 200 – PRIZEMLJE - ZIDOVI**



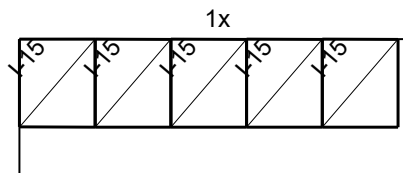
I-7 115 x 180  
I-7 115 x 180  
I-18 120 x 165  
I-18 120 x 165  
I-28 120 x 160



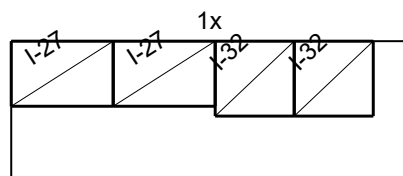
I-28 120 x 160  
I-28 120 x 160  
I-28 120 x 160  
I-57 110 x 155  
I-57 110 x 155



I-35 120 x 135  
I-35 120 x 135  
I-15 115 x 135  
I-15 115 x 135  
I-15 115 x 135



I-15 115 x 135  
I-15 115 x 135  
I-15 115 x 135  
I-15 115 x 135  
I-15 115 x 135


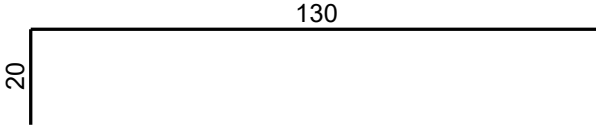

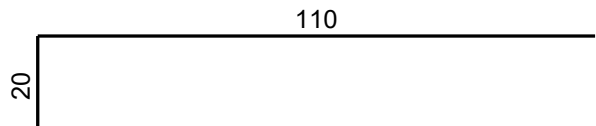
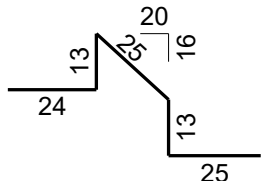
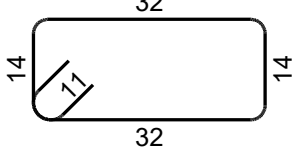



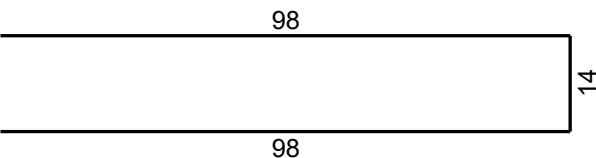
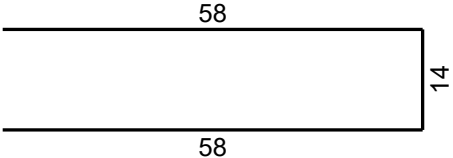

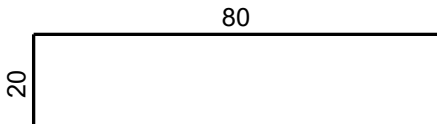


I-27 155 x 100  
I-27 155 x 100  
I-32 120 x 115  
I-32 120 x 115

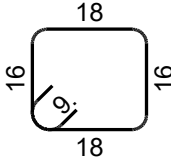
Šipke – specifikacija – D1 – 200 – PRIZEMLJE - PLOČA

ozn	oblik i mjere [cm]	Ø	lg [m]	n [kom]	lgn [m]
B500B					
1	600	25	6.00	6	36.00
2	600	20	6.00	18	108.00
3	450	20	4.50	2	9.00
4	450	20	4.50	2	9.00
5	350	20	3.50	12	42.00
6	600	16	6.00	8	48.00
7	350	14	3.50	31	108.50
8	600	12	6.00	98	588.00
9	560	12	5.60	4	22.40
10	550	12	5.50	4	22.00
11	530	12	5.30	4	21.20
12	520	12	5.20	8	41.60
13	500	12	5.00	4	20.00
14	480	12	4.80	4	19.20
15	450	12	4.50	4	18.00
16	400	12	4.00	2	8.00
17	370	12	3.70	4	14.80
18	350	12	3.50	176	616.00
19	330	12	3.30	2	6.60
20	280	12	2.80	2	5.60
21	270	12	2.70	4	10.80
22	230	12	2.30	10	23.00
23	200	12	2.00	8	16.00
24	190	12	1.90	4	7.60
25	180	12	1.80	4	7.20
26	170	12	1.70	50	85.00

Šipke – specifikacija – D1 – 200 – PRIZEMLJE - PLOČA

ozn	oblik i mjere [cm]	Ø	lg [m]	n [kom]	lgn [m]
27		12	1.50	6	9.00
28		12	1.50	8	12.00
29		12	1.30	4	5.20
30		12	1.30	10	13.00
31		10	1.00	850	850.00
32		10	1.14	7	7.98
33		8	4.50	2	9.00
34		8	3.40	102	346.80
35		8	2.50	123	307.50
36		8	2.10	26	54.60
37		8	1.30	760	988.00
38		8	1.20	481	577.20
39		8	1.00	48	48.00

Šipke – specifikacija – D1 – 200 – PRIZEMLJE - PLOČA

ozn	oblik i mjere [cm]	Ø	lg [m]	n [kom]	lgn [m]
40		8	0.86	3	2.58

Šipke – rekapitulacija – D1 – 200 – PRIZEMLJE - PLOČA

Ø [mm]	lgn [m]	Jedinična težina [kg/m']	Težina [kg]
B500B			
8	2333.68	0.40	921.80
10	857.98	0.62	529.37
12	1592.20	0.89	1413.87
14	108.50	1.21	131.28
16	48.00	1.58	75.84
20	168.00	2.47	414.96
25	36.00	3.85	138.60
Ukupno (B500B)			3625.74

Mreže – specifikacija – D1 – 200 – PRIZEMLJE - PLOČA

Pozicija	Oznaka mreže	B [cm]	L [cm]	n	Jedinična težina [kg/m2]	Ukupna težina [kg]
B500B						
I	Q-335	215	600	8	5.45	562.44
I-1	Q-335	215	525	7	5.45	430.40
I-2	Q-335	215	535	7	5.45	438.97
I-3	Q-335	215	535	4	5.45	250.63
I-4	Q-335	215	462	1	5.45	54.19
I-5	Q-335	215	300	2	5.45	70.30
I-6	Q-335	210	440	1	5.45	50.36
I-7	Q-335	110	480	1	5.45	28.78
I-8	Q-335	145	330	1	5.45	26.08

**Mreže – specifikacija – D1 – 200 – PRIZEMLJE - PLOČA**

Pozicija	Oznaka mreže	B [cm]	L [cm]	n	Jedinična težina [kg/m2]	Ukupna težina [kg]
I-9	Q-335	215	330	2	5.45	77.34
I-10	Q-335	215	545	1	5.45	63.86
I-11	Q-335	215	135	4	5.45	63.27
I-12	Q-335	160	135	1	5.45	11.77
I-13	Q-335	200	135	1	5.45	14.72
I-14	Q-335	173	176	1	5.45	16.60
I-15	Q-335	160	600	1	5.45	52.32
I-16	Q-335	200	600	1	5.45	65.40
I-17	Q-335	140	600	1	5.45	45.78
I-18	Q-335	215	600	3	5.45	210.91
I-19	Q-335	162	150	1	5.45	13.26
I-20	Q-335	134	600	1	5.45	43.82
I-21	Q-335	215	513	1	5.45	60.07
I-22	Q-335	215	423	1	5.45	49.53
I-23	Q-335	207	600	1	5.45	67.78
I-24	Q-335	215	333	1	5.45	39.00
I-25	Q-335	215	243	1	5.45	28.46
I-26	Q-335	215	153	1	5.45	17.92
I-27	Q-335	95	535	1	5.45	27.69
II	Q-257	215	600	30	4.16	1609.92
II-1	Q-257	215	495	3	4.16	132.82
II-2	Q-257	140	600	1	4.16	34.94
II-3	Q-257	140	495	1	4.16	28.83
II-4	Q-257	215	135	15	4.16	181.12
II-5	Q-257	70	600	1	4.16	17.39
II-6	Q-257	190	219	1	4.16	17.29
II-7	Q-257	151	284	1	4.16	17.81
II-8	Q-257	215	600	8	4.16	429.31

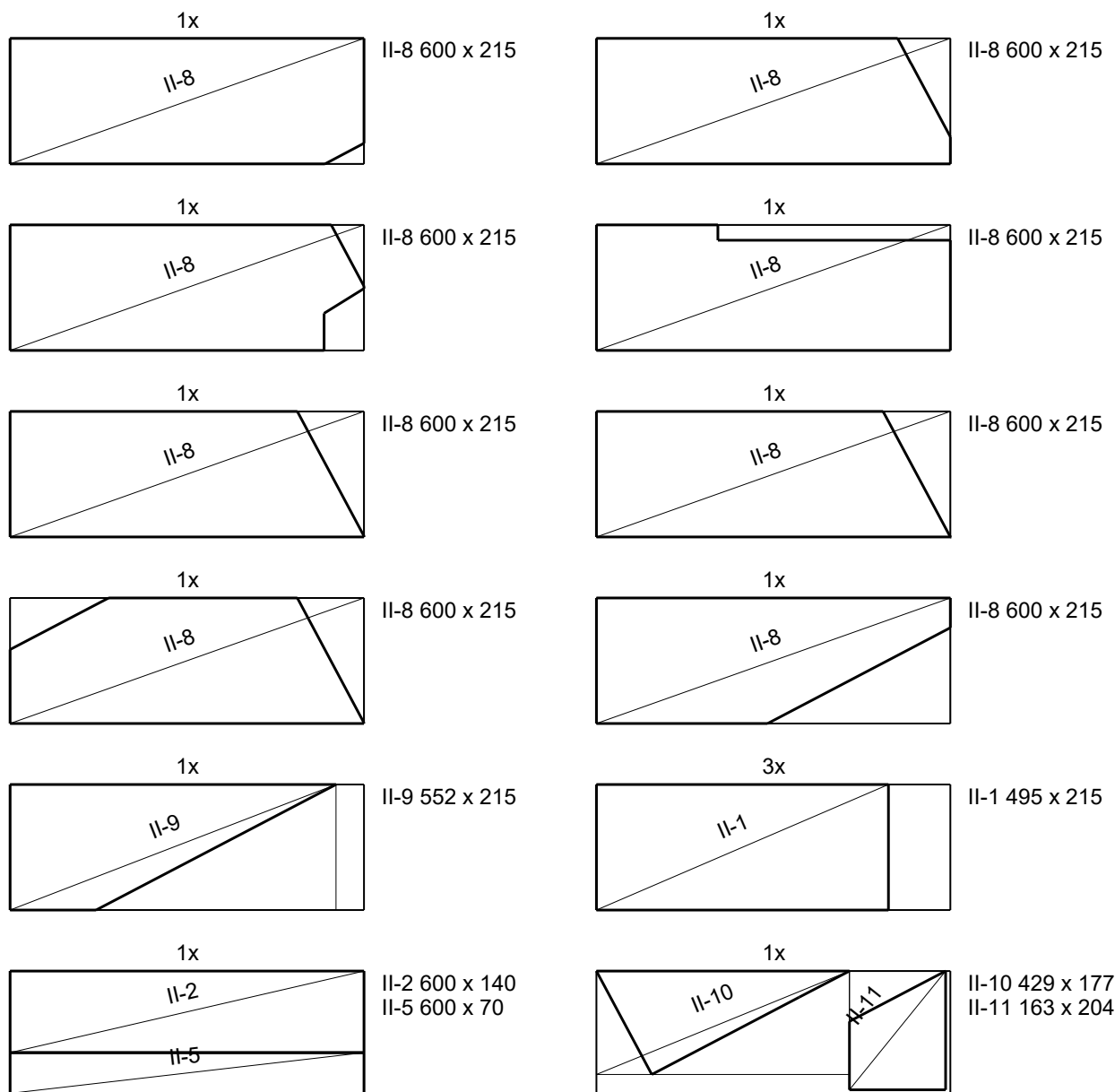
Mreže – specifikacija – D1 – 200 – PRIZEMLJE - PLOČA

Pozicija	Oznaka mreže	B [cm]	L [cm]	n	Jedinična težina [kg/m <sup>2</sup> ]	Ukupna težina [kg]
II-9	Q-257	215	552	1	4.16	49.39
II-10	Q-257	177	429	1	4.16	31.59
II-11	Q-257	204	163	1	4.16	13.80
<b>Ukupno</b>						<b>5445.87</b>

Mreže - plan rezanja – D1 – 200 – PRIZEMLJE - PLOČA

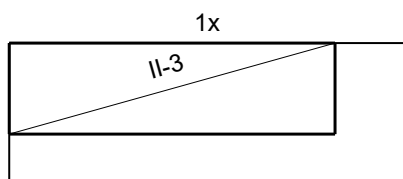
B500B

Q-257 (600 cm x 215 cm)

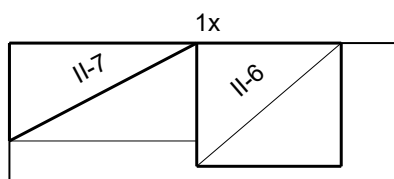




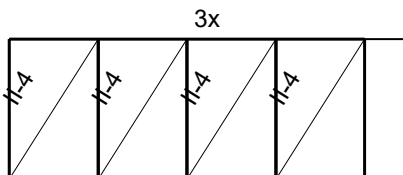
Mreže - plan rezanja – D1 – 200 – PRIZEMLJE - PLOČA



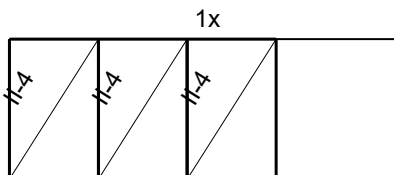
II-3 495 x 140



II-7 284 x 151  
II-6 219 x 190

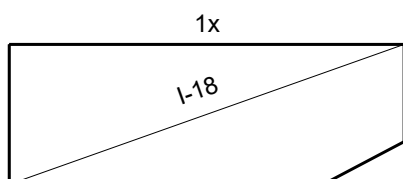


II-4 135 x 215  
II-4 135 x 215  
II-4 135 x 215  
II-4 135 x 215

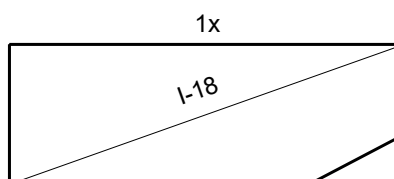


II-4 135 x 215  
II-4 135 x 215  
II-4 135 x 215

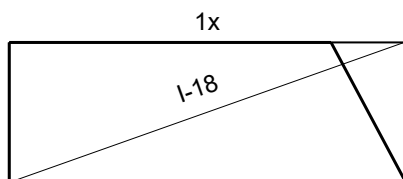
Q-335 (600 cm x 215 cm)



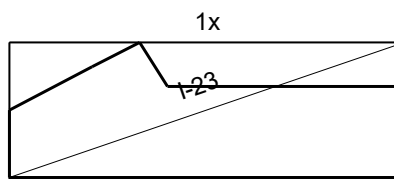
I-18 600 x 215



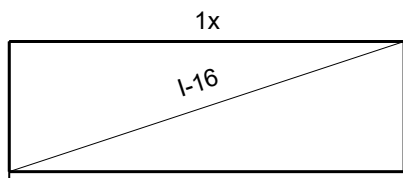
I-18 600 x 215



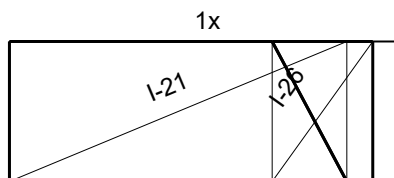
I-18 600 x 215



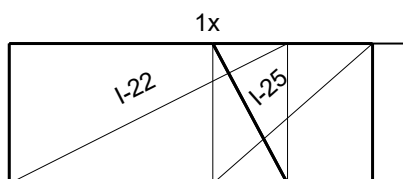
I-23 600 x 207



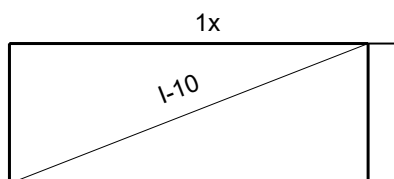
I-16 600 x 200



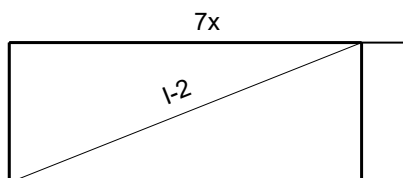
I-21 513 x 215  
I-26 153 x 215



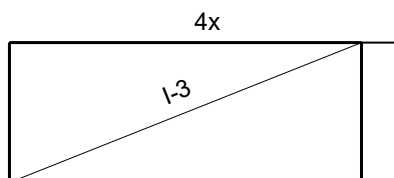
I-22 423 x 215  
I-25 243 x 215



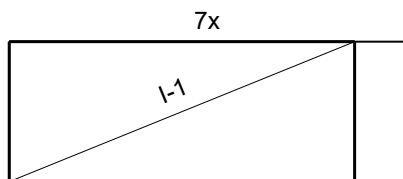
I-10 545 x 215



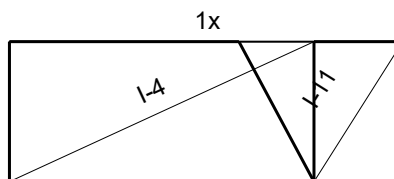
I-2 535 x 215



I-3 535 x 215

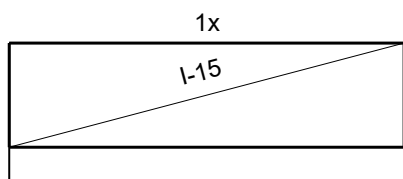


I-1 525 x 215

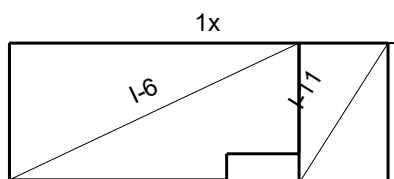


I-4 462 x 215  
I-11 135 x 215

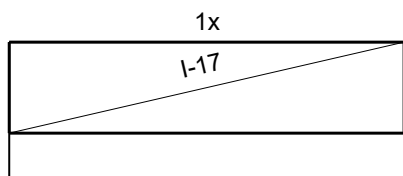
Mreže - plan rezanja – D1 – 200 – PRIZEMLJE - PLOČA



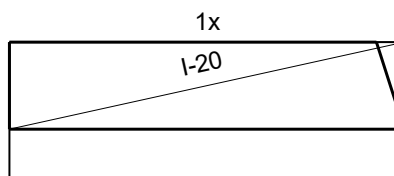
I-15 600 x 160



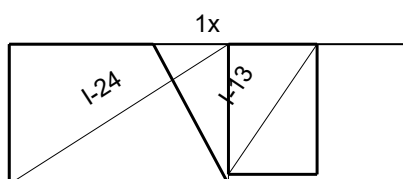
I-6 440 x 210  
I-11 135 x 215



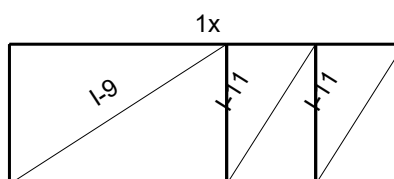
I-17 600 x 140



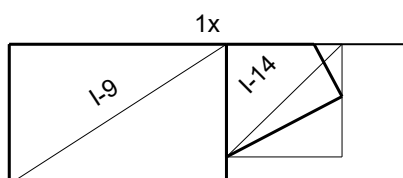
I-20 600 x 134



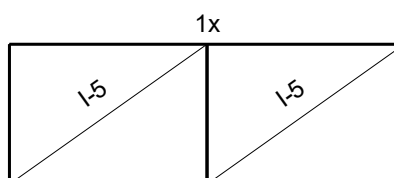
I-24 333 x 215  
I-13 135 x 200



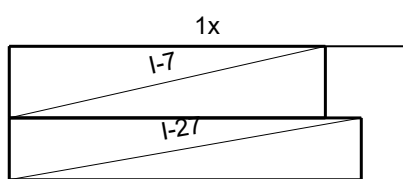
I-9 330 x 215  
I-11 135 x 215  
I-11 135 x 215



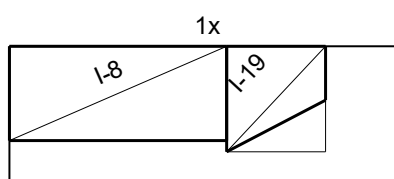
I-9 330 x 215  
I-14 176 x 173



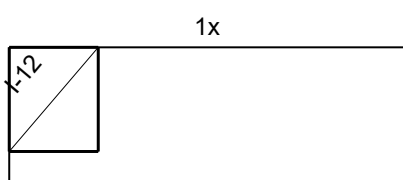
I-5 300 x 215  
I-5 300 x 215



I-7 480 x 110  
I-27 535 x 95








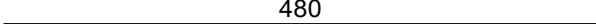
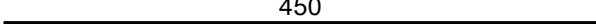
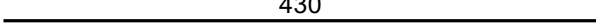
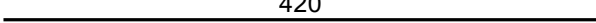
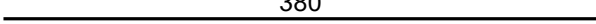
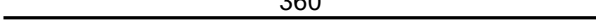
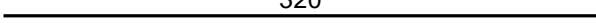
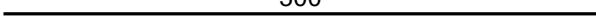

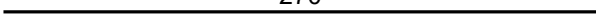
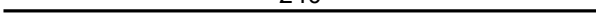
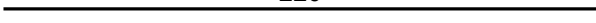

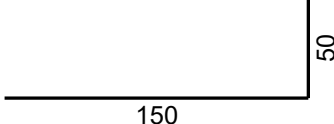



I-8 330 x 145  
I-19 150 x 162

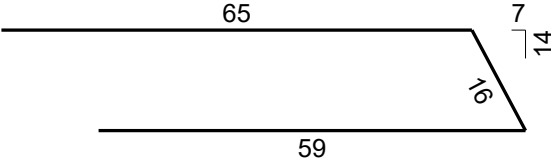
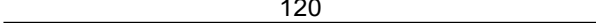
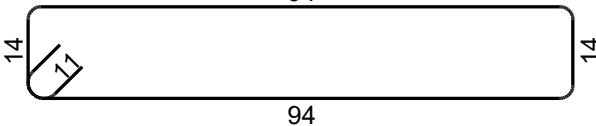
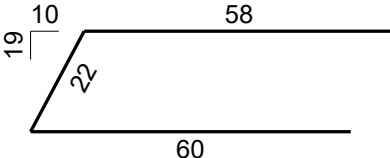
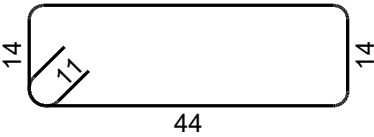


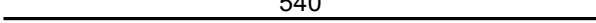
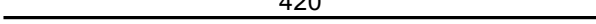
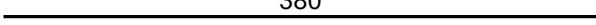
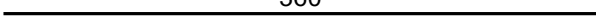
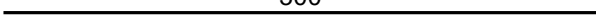
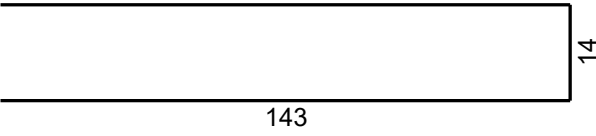
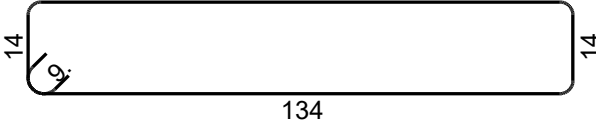
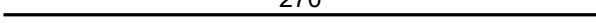


I-12 135 x 160


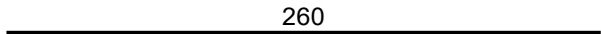
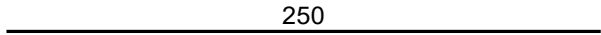


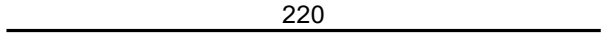

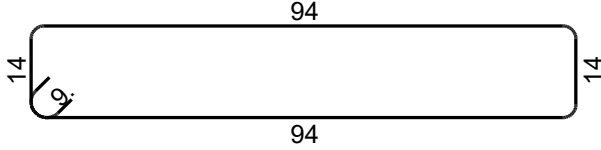
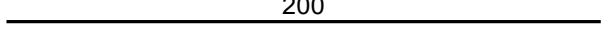

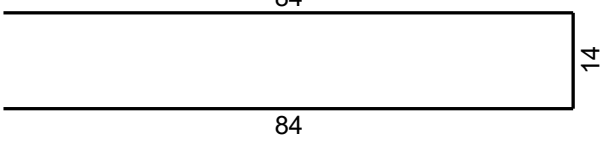
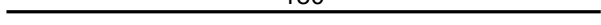
**Šipke – specifikacija – D1 – 300 – 1. KAT - ZIDOVI**

ozn	oblik i mjere [cm]	Ø	lg [m]	n [kom]	lgn [m]
B500B					
1		20	3.00	2	6.00
2		16	3.50	3	10.50
3		16	2.20	2	4.40
4		12	6.00	28	168.00
5		12	5.80	2	11.60
6		12	5.60	4	22.40
7		12	5.40	2	10.80
8		12	4.80	4	19.20
9		12	4.50	4	18.00
10		12	4.30	4	17.20
11		12	4.20	124	520.80
12		12	3.80	132	501.60
13		12	3.60	16	57.60
14		12	3.20	68	217.60
15		12	3.00	4	12.00
16		12	2.80	4	11.20
17		12	2.70	2	5.40
18		12	2.40	6	14.40
19		12	2.20	16	35.20
20		12	2.00	2	4.00
21		12	2.00	8	16.00
22		12	1.80	4	7.20


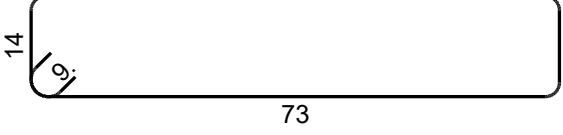
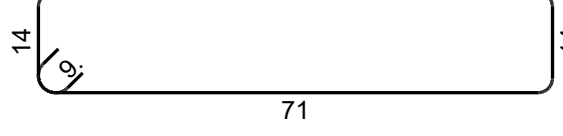
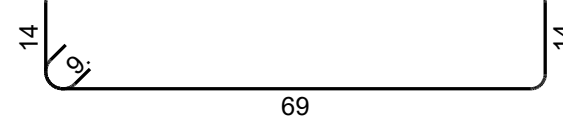

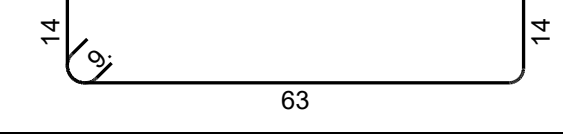
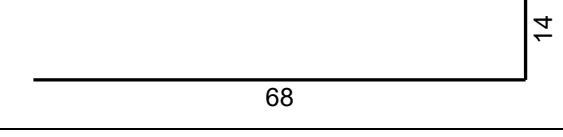

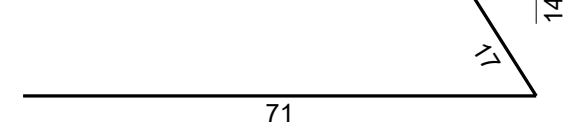
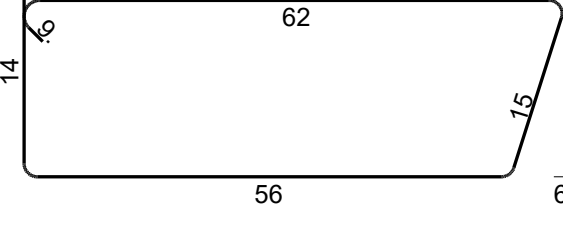
Šipke – specifikacija – D1 – 300 – 1. KAT - ZIDOVİ

ozn	oblik i mjere [cm]	Ø	lg [m]	n [kom]	lg n [m]
23		12	1.40	2	2.80
24		12	1.20	2	2.40
25		10	2.38	9	21.42
26		10	1.40	12	16.80
27		10	1.38	17	23.46
28		8	6.00	27	162.00
29		8	5.60	12	67.20
30		8	5.40	14	75.60
31		8	4.20	20	84.00
32		8	3.80	14	53.20
33		8	3.60	6	21.60
34		8	3.00	6	18.00
35		8	3.00	6	18.00
36		8	3.14	16	50.24
37		8	2.70	2	5.40

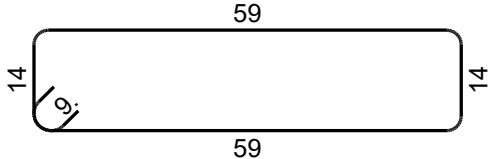
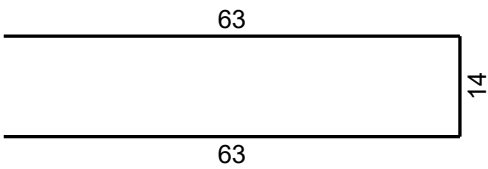
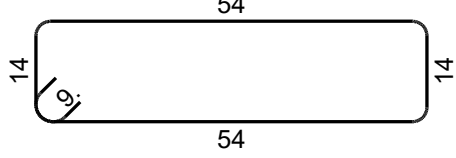
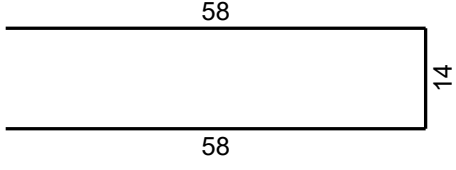
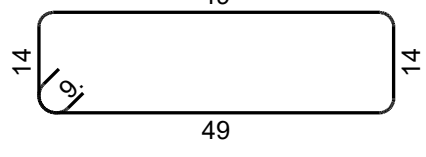
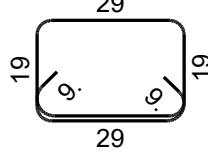
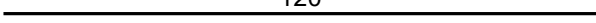
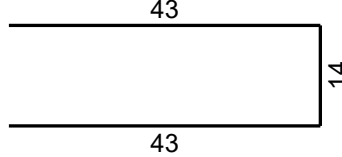
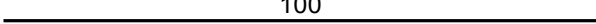
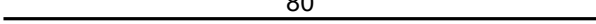
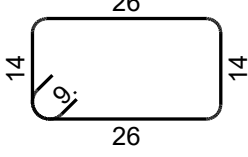
Šipke – specifikacija – D1 – 300 – 1. KAT - ZIDOVI

ozn	oblik i mjere [cm]	Ø	lg [m]	n [kom]	lgn [m]
38		8	2.60	145	377.00
39		8	2.60	20	52.00
40		8	2.50	20	50.00
41		8	2.48	20	49.60
42		8	2.40	16	38.40
43		8	2.20	27	59.40
44		8	2.20	132	290.40
45		8	2.34	218	510.12
46		8	2.00	30	60.00
47		8	2.04	29	59.16
48		8	1.82	26	47.32
49		8	1.80	20	36.00

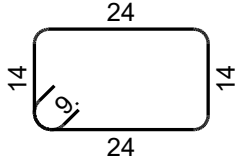
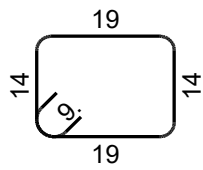
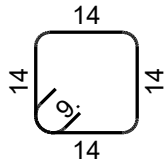
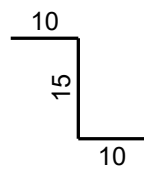
Šipke – specifikacija – D1 – 300 – 1. KAT - ZIDOVI

ozn	oblik i mjere [cm]	Ø	lg [m]	n [kom]	lgn [m]
50		8	1.94	10	19.40
51		8	1.92	10	19.20
52		8	1.88	13	24.44
53		8	1.84	34	62.56
54		8	1.60	6	9.60
55		8	1.72	14	24.08
56		8	1.50	31	46.50
57		8	1.50	22	33.00
58		8	1.50	20	30.00
59		8	1.65	13	21.45

Šipke – specifikacija – D1 – 300 – 1. KAT - ZIDOVI

ozn	oblik i mjere [cm]	Ø	lg [m]	n [kom]	lgn [m]
60		8	1.64	29	47.56
61		8	1.40	14	19.60
62		8	1.54	14	21.56
63		8	1.30	685	890.50
64		8	1.44	57	82.08
65		8	1.43	23	32.89
66		8	1.20	572	686.40
67		8	1.00	663	663.00
68		8	1.00	142	142.00
69		8	0.80	6	4.80
70		8	0.98	15	14.70

Šipke – specifikacija – D1 – 300 – 1. KAT - ZIDOVI

ozn	oblik i mjere [cm]	Ø	lg [m]	n [kom]	lgn [m]
71		8	0.94	69	64.86
72		8	0.84	61	51.24
73		8	0.74	26	19.24
74		8	0.35	1400	490.00

Šipke – rekapitulacija – D1 – 300 – 1. KAT - ZIDOVI

Ø [mm]	lgn [m]	Jedinična težina [kg/m']	Težina [kg]
B500B			
8	5705.30	0.40	2253.59
10	61.68	0.62	38.06
12	1675.40	0.89	1487.76
16	14.90	1.58	23.54
20	6.00	2.47	14.82
Ukupno (B500B)			3817.77

Mreže – specifikacija – D1 – 300 – 1. KAT - ZIDOVI

Pozicija	Oznaka mreže	B [cm]	L [cm]	n	Jedinična težina [kg/m2]	Ukupna težina [kg]
B500B						
I-1	Q-257	105	350	2	4.16	30.58



**Mreže – specifikacija – D1 – 300 – 1. KAT - ZIDOVI**

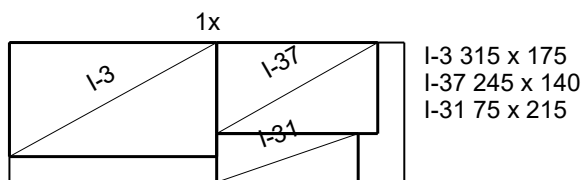
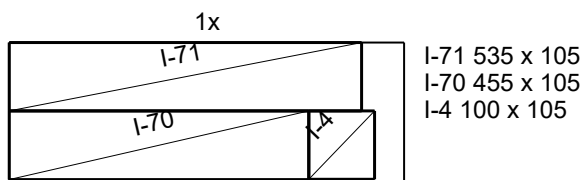
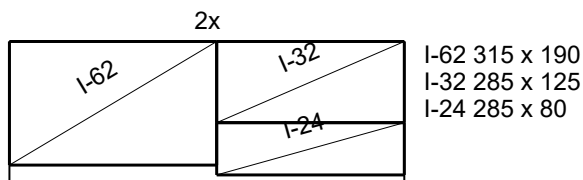
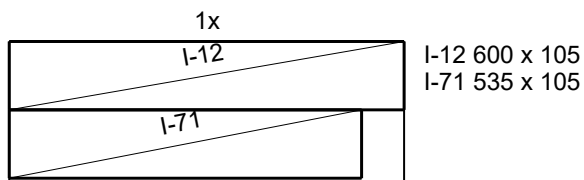
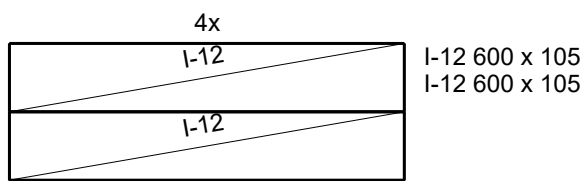
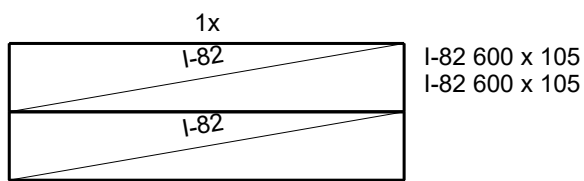
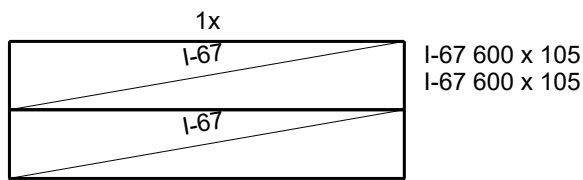
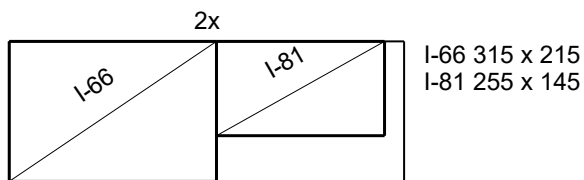
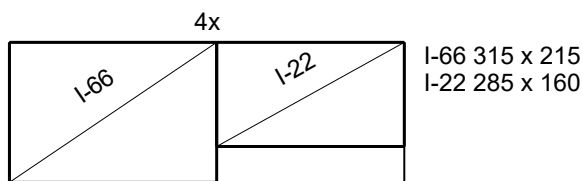
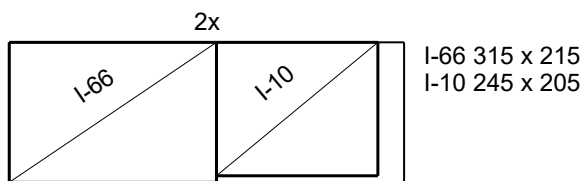
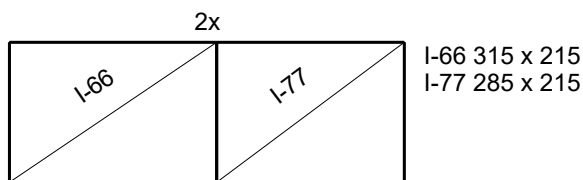
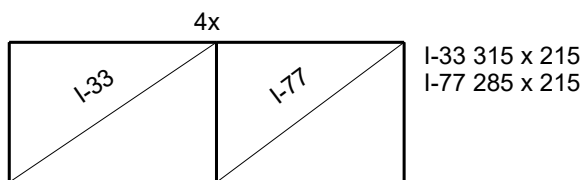
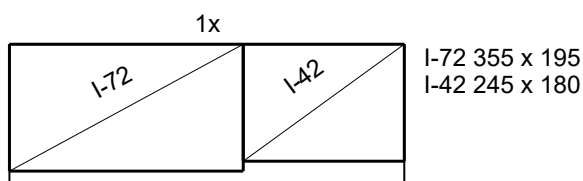
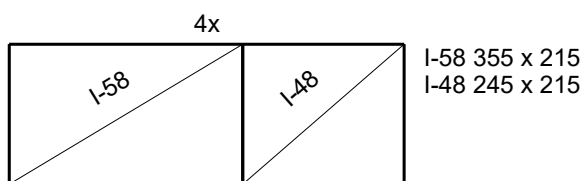
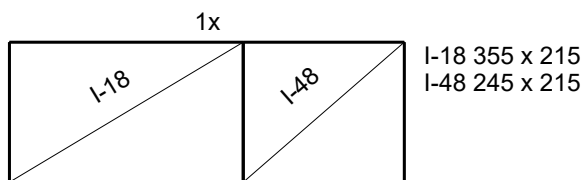
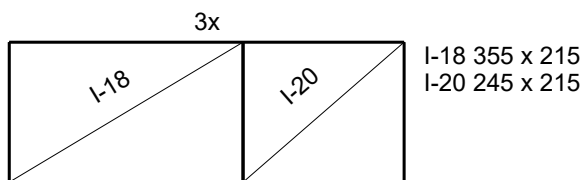
Pozicija	Oznaka mreže	B [cm]	L [cm]	n	Jedinična težina [kg/m2]	Ukupna težina [kg]
I-2	Q-257	215	150	2	4.16	26.83
I-3	Q-257	175	315	2	4.16	45.84
I-4	Q-257	105	100	2	4.16	8.74
I-5	Q-257	80	265	2	4.16	17.62
I-6	Q-257	95	190	2	4.16	15.00
I-7	Q-257	140	315	2	4.16	36.71
I-8	Q-257	75	300	2	4.16	18.72
I-9	Q-257	140	245	1	4.16	14.27
I-10	Q-257	205	245	2	4.16	41.80
I-11	Q-257	105	335	2	4.16	29.26
I-12	Q-257	105	600	9	4.16	235.87
I-13	Q-257	140	155	1	4.16	9.03
I-14	Q-257	95	285	2	4.16	22.54
I-15	Q-257	95	75	2	4.16	5.93
I-16	Q-257	85	315	2	4.16	22.22
I-17	Q-257	120	245	2	4.16	24.46
I-18	Q-257	215	355	4	4.16	127.00
I-19	Q-257	215	75	2	4.16	13.45
I-20	Q-257	215	245	3	4.16	65.74
I-21	Q-257	75	355	2	4.16	22.15
I-22	Q-257	160	285	4	4.16	75.88
I-23	Q-257	160	75	4	4.16	19.97
I-24	Q-257	80	285	2	4.16	18.97
I-25	Q-257	80	75	2	4.16	4.99
I-26	Q-257	120	150	2	4.16	14.98
I-27	Q-257	205	150	2	4.16	25.58
I-28	Q-257	105	205	1	4.16	8.95
I-29	Q-257	90	315	2	4.16	23.59



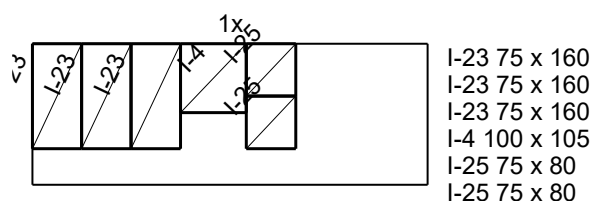
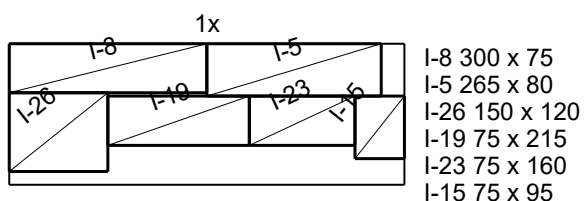
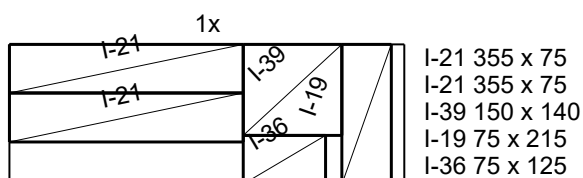
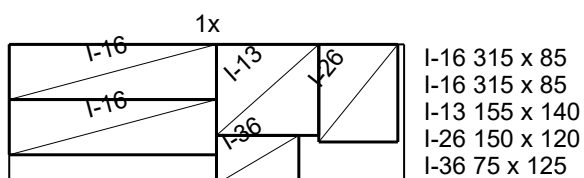
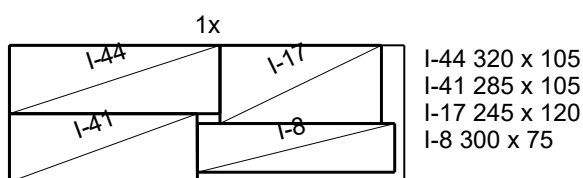
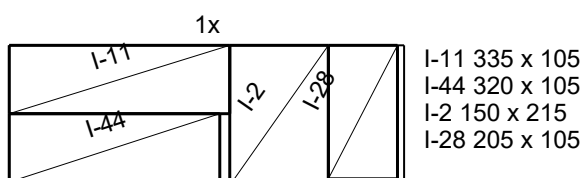
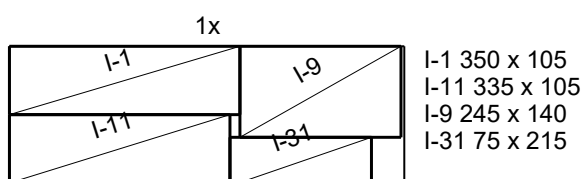
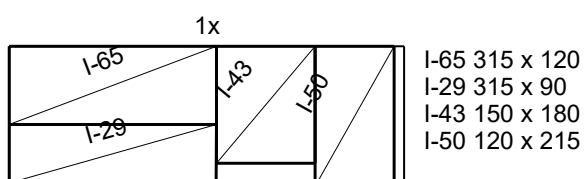
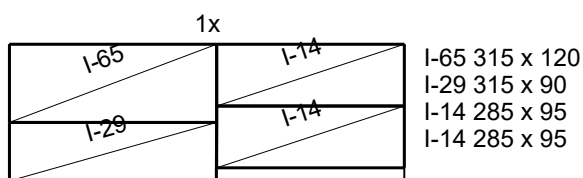
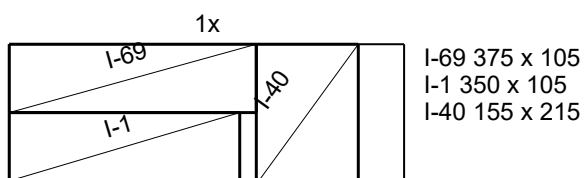
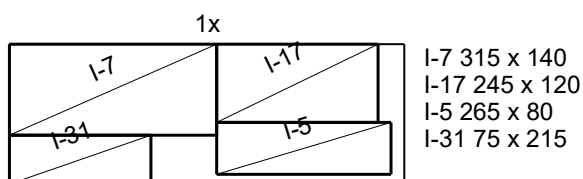
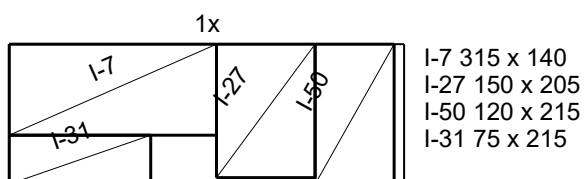
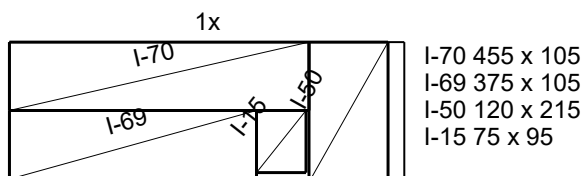
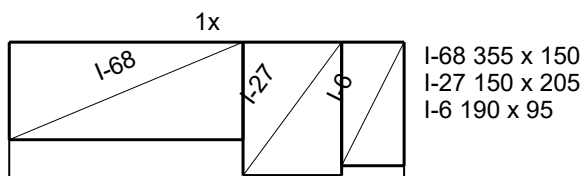
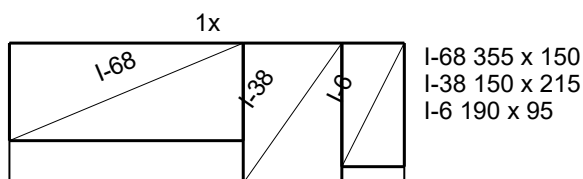
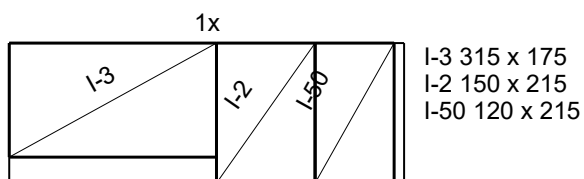
Mreže - plan rezanja – D1 – 300 – 1. KAT - ZIDOVI

B500B




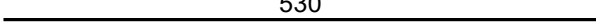
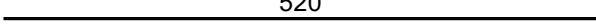
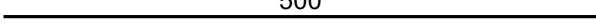
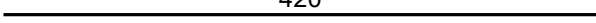
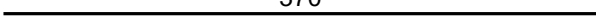


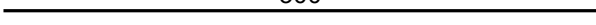







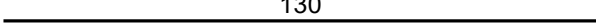
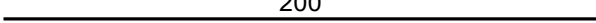
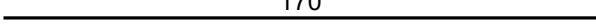
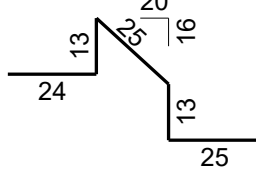
Q-257 (600 cm x 215 cm)







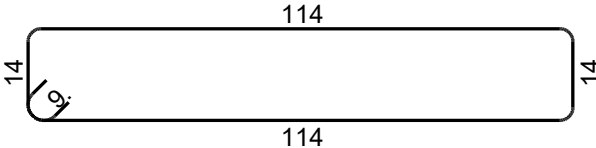



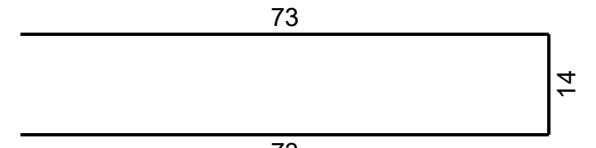
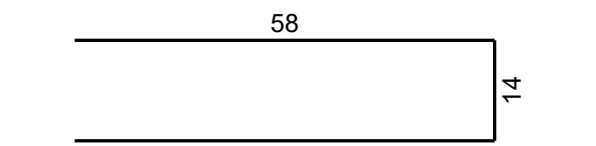

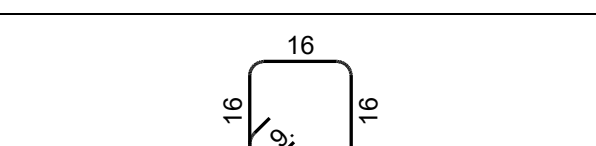
Mreže - plan rezanja – D1 – 300 – 1. KAT - ZIDOVI



Šipke – specifikacija – D1 – 300 – 1. KAT - PLOČA

ozn	oblik i mjere [cm]	Ø	lg [m]	n [kom]	lg n [m]
B500B					
1		16	6.00	4	24.00
2		12	6.00	80	480.00
3		12	5.60	4	22.40
4		12	5.30	8	42.40
5		12	5.20	4	20.80
6		12	5.00	8	40.00
7		12	4.20	4	16.80
8		12	3.70	4	14.80
9		12	3.50	8	28.00
10		12	3.20	43	137.60
11		12	3.00	4	12.00
12		12	2.50	138	345.00
13		12	2.20	4	8.80
14		12	2.00	12	24.00
15		12	1.70	16	27.20
16		12	1.60	4	6.40
17		12	1.50	12	18.00
18		12	1.50	12	18.00
19		12	1.30	4	5.20
20		10	2.00	11	22.00
21		10	1.70	10	17.00
22		10	1.00	800	800.00

Šipke – specifikacija – D1 – 300 – 1. KAT - PLOČA

ozn	oblik i mjere [cm]	Ø	lg [m]	n [kom]	lg n [m]
23		8	6.00	2	12.00
24		8	4.00	53	212.00
25		8	3.40	37	125.80
26		8	3.00	23	69.00
27		8	2.74	31	84.94
28		8	2.50	19	47.50
29		8	2.00	18	36.00
30		8	1.80	18	32.40
31		8	1.60	45	72.00
32		8	1.30	769	999.70
33		8	1.20	222	266.40
34		8	0.82	3	2.46

**Šipke – rekapitulacija – D1 – 300 – 1. KAT - PLOČA**

Ø [mm]	lg [m]	Jedinična težina [kg/m']	Težina [kg]
B500B			
8	1960.20	0.40	774.28
10	839.00	0.62	517.66
12	1267.40	0.89	1125.45
16	24.00	1.58	37.92
<b>Ukupno (B500B)</b>			<b>2455.31</b>

**Mreže – specifikacija – D1 – 300 – 1. KAT - PLOČA**

Pozicija	Oznaka mreže	B [cm]	L [cm]	n	Jedinična težina [kg/m2]	Ukupna težina [kg]
B500B						
I	Q-335	215	600	10	5.45	703.05
I-1	Q-335	195	600	1	5.45	63.77
I-2	Q-335	180	210	1	5.45	20.60
I-3	Q-335	215	555	2	5.45	130.06
I-4	Q-335	180	600	1	5.45	58.86
I-5	Q-335	215	300	2	5.45	70.30
I-6	Q-335	215	100	5	5.45	58.59
I-7	Q-335	195	100	1	5.45	10.63
I-8	Q-335	215	525	7	5.45	430.99
I-9	Q-335	215	535	10	5.45	627.42
I-10	Q-335	215	450	1	5.45	52.73
I-11	Q-335	215	163	1	5.45	19.10
I-12	Q-335	215	266	1	5.45	31.22
I-13	Q-335	200	325	1	5.45	35.42
I-14	Q-335	162	200	1	5.45	17.69
I-15	Q-335	130	600	1	5.45	42.51
I-16	Q-335	80	535	1	5.45	23.35
I-17	Q-335	215	600	3	5.45	210.91

**Mreže – specifikacija – D1 – 300 – 1. KAT - PLOČA**

Pozicija	Oznaka mreže	B [cm]	L [cm]	n	Jedinična težina [kg/m <sup>2</sup> ]	Ukupna težina [kg]
I-18	Q-335	215	455	1	5.45	53.30
II	Q-257	215	600	29	4.16	1556.26
II-1	Q-257	215	241	1	4.16	21.54
II-2	Q-257	215	600	2	4.16	107.33
II-3	Q-257	95	600	1	4.16	23.71
II-4	Q-257	215	145	9	4.16	116.72
II-6	Q-257	215	140	1	4.16	12.52
II-9	Q-257	215	130	6	4.16	69.76
II-10	Q-257	215	490	4	4.16	175.30
II-12	Q-257	215	514	1	4.16	45.99
II-13	Q-257	201	424	1	4.16	35.53

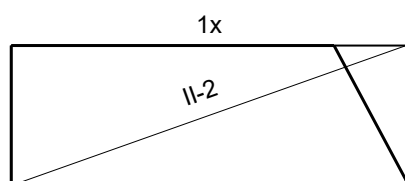
**Ukupno**

**4825.15**

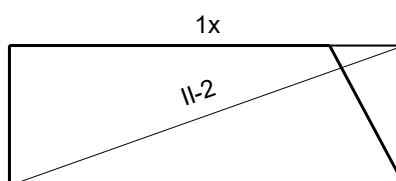
**Mreže - plan rezanja – D1 – 300 – 1. KAT - PLOČA**

B500B

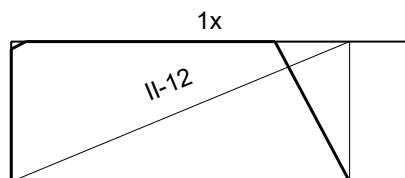
Q-257 (600 cm x 215 cm)



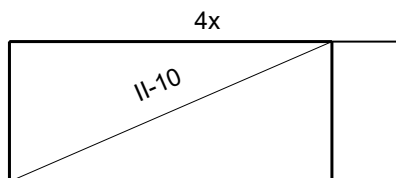
II-2 600 x 215



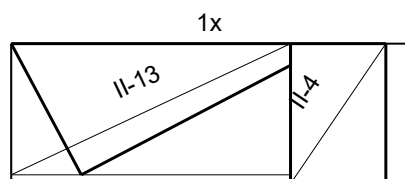
II-2 600 x 215



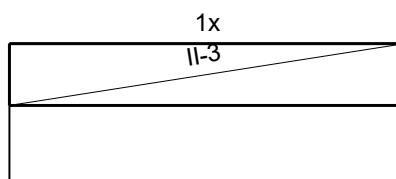
II-12 514 x 215



II-10 490 x 215



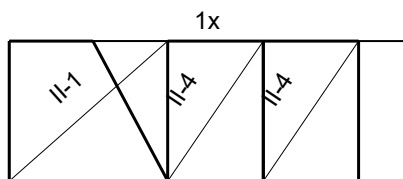
II-13 424 x 201  
 II-4 145 x 215



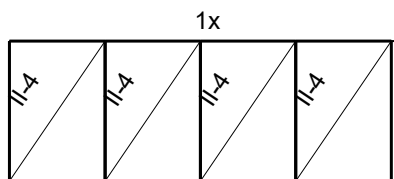
II-3 600 x 95



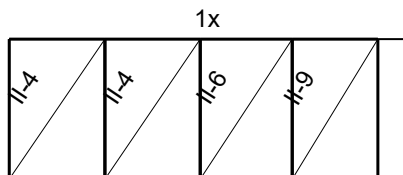
Mreže - plan rezanja – D1 – 300 – 1. KAT - PLOČA



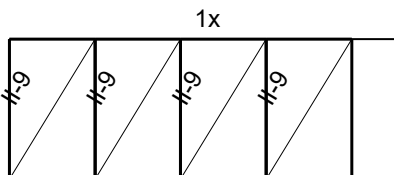
II-1 241 x 215  
II-4 145 x 215  
II-4 145 x 215



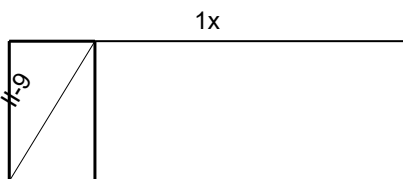
II-4 145 x 215  
II-4 145 x 215  
II-4 145 x 215  
II-4 145 x 215



II-4 145 x 215  
II-4 145 x 215  
II-6 140 x 215  
II-9 130 x 215

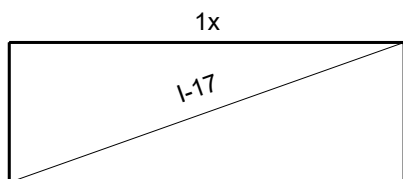


II-9 130 x 215  
II-9 130 x 215  
II-9 130 x 215  
II-9 130 x 215

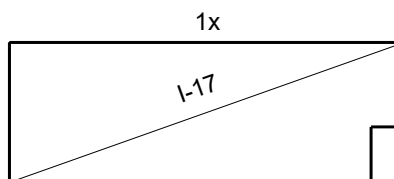


II-9 130 x 215

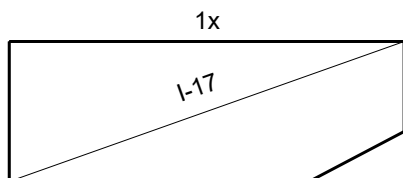
Q-335 (600 cm x 215 cm)



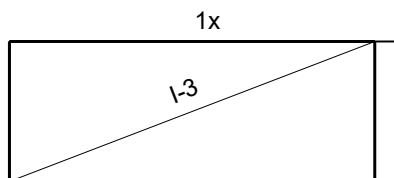
I-17 600 x 215



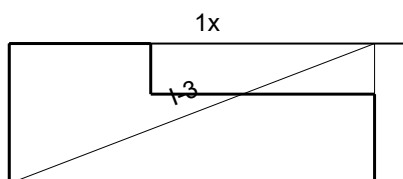
I-17 600 x 215



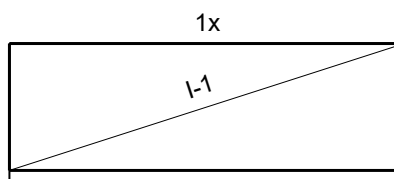
I-17 600 x 215



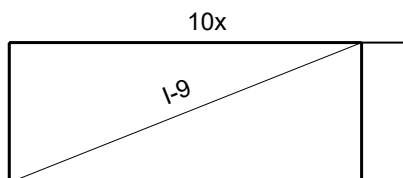
I-3 555 x 215



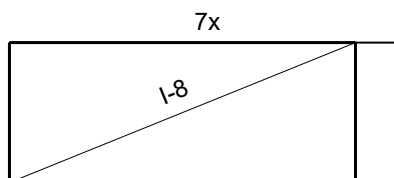
I-3 555 x 215



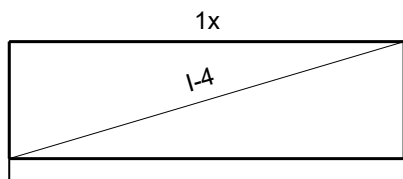
I-1 600 x 195



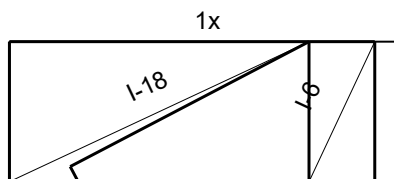
I-9 535 x 215



I-8 525 x 215

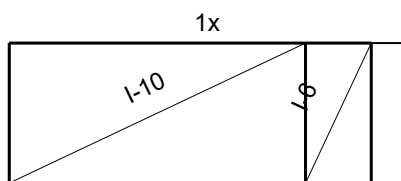


I-4 600 x 180

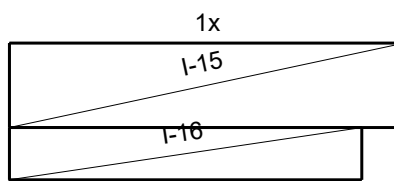


I-18 455 x 215  
I-6 100 x 215

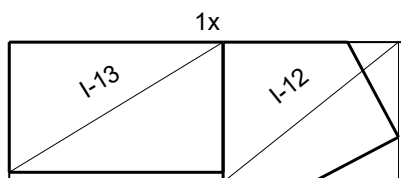
**Mreže - plan rezanja – D1 – 300 – 1. KAT - PLOČA**



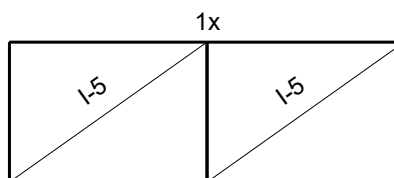
I-10 450 x 215  
I-6 100 x 215



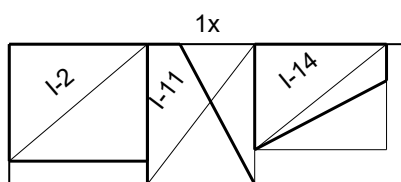
I-15 600 x 130  
I-16 535 x 80



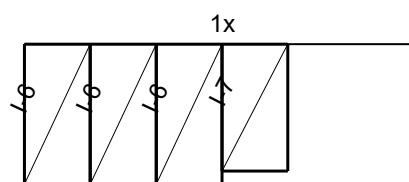
I-13 325 x 200  
I-12 266 x 215



I-5 300 x 215  
I-5 300 x 215

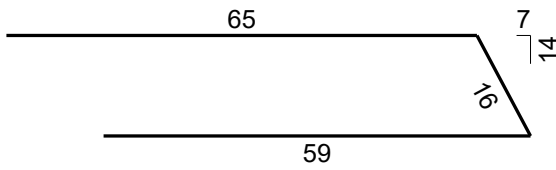
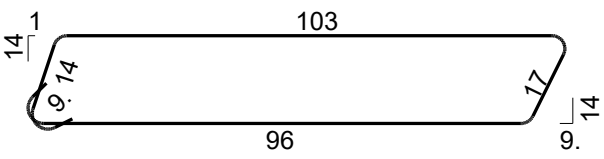



I-2 210 x 180  
I-11 163 x 215  
I-14 200 x 162


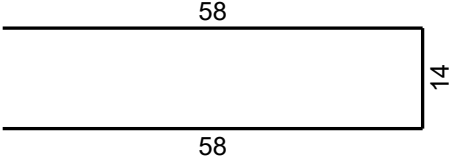
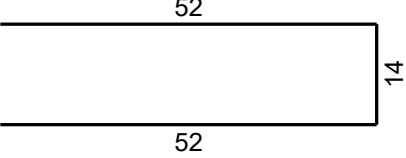

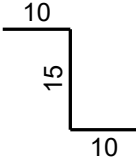


I-6 100 x 215  
I-6 100 x 215  
I-6 100 x 215  
I-7 100 x 195

Šipke – specifikacija – D1 – 400 - ATIKA

ozn	oblik i mjere [cm]	Ø	lg [m]	n [kom]	lgn [m]
B500B					
1	600	12	6.00	26	156.00
2	580	12	5.80	2	11.60
3	560	12	5.60	2	11.20
4	520	12	5.20	4	20.80
5	420	12	4.20	2	8.40
6	380	12	3.80	2	7.60
7	360	12	3.60	2	7.20
8	180	12	1.80	2	3.60
9	160	12	1.60	4	6.40
10		12	1.40	4	5.60
11	120	12	1.20	2	2.40
12	90	12	0.90	2	1.80
13	600	8	6.00	78	468.00
14	560	8	5.60	15	84.00
15	520	8	5.20	3	15.60
16	480	8	4.80	6	28.80
17	380	8	3.80	12	45.60
18	360	8	3.60	6	21.60
19		8	2.48	4	9.92
20		8	1.98	26	51.48

Šipke – specifikacija – D1 – 400 - ATIKA

ozn	oblik i mjere [cm]	Ø	lg [m]	n [kom]	lgn [m]
21		8	1.40	10	14.00
22		8	1.30	78	101.40
23		8	1.18	484	571.12
24		8	1.00	20	20.00
25		8	0.35	200	70.00

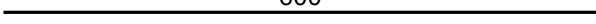
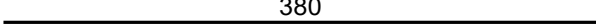





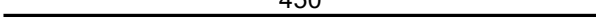




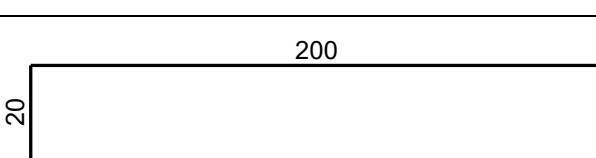

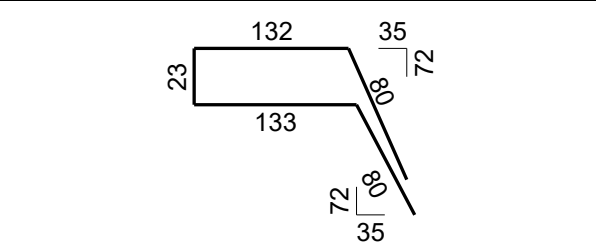
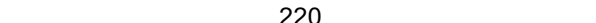




Šipke – rekapitulacija – D1 – 400 - ATIKA

Ø [mm]	lgn [m]	Jedinična težina [kg/m']	Težina [kg]
B500B			
8	1501.52	0.40	593.10
12	242.60	0.89	215.43
Ukupno (B500B)			808.53

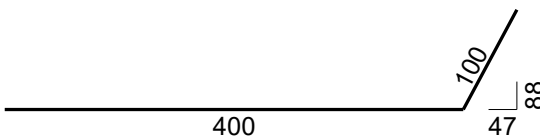
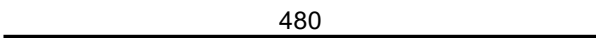
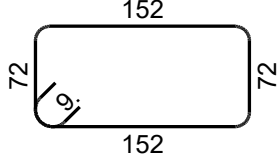
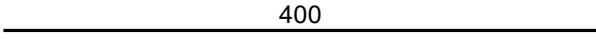


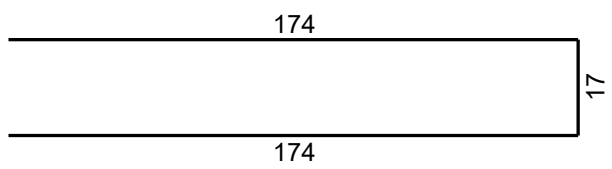

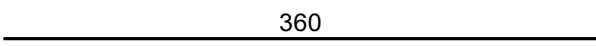

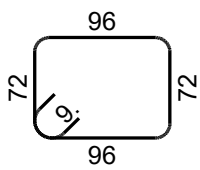
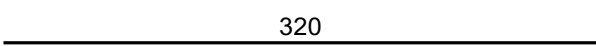
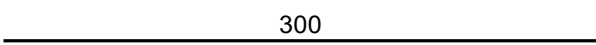


## III.2 DILATACIJA 2

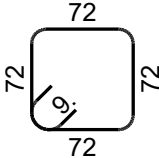
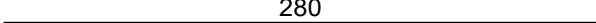
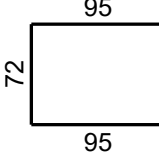

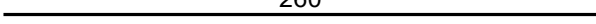
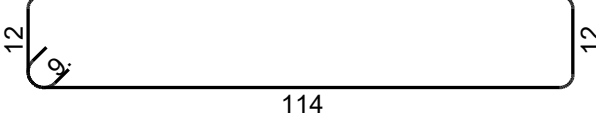






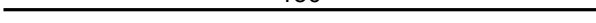
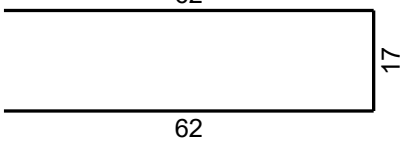
Šipke – specifikacija – D2 – 100 - TEMELJI

ozn	oblik i mjere [cm]	Ø	lg [m]	n [kom]	lg n [m]
B500B					
1		16	6.00	72	432.00
2		16	3.80	12	45.60
3		14	6.00	36	216.00
4		14	6.00	256	1536.00
5		14	5.80	26	150.80
6		14	5.00	30	150.00
7		14	4.50	6	27.00
8		14	4.00	36	144.00
9		14	4.00	12	48.00
10		14	3.00	24	72.00
11		14	2.50	18	45.00
12		14	2.30	12	27.60
13		14	2.20	274	602.80
14		14	1.80	12	21.60
15		12	4.48	8	35.84
16		12	2.20	2	4.40
18		8	6.00	392	2352.00
19		8	5.50	10	55.00
20		8	5.20	20	104.00
21		8	5.00	14	70.00

Šipke – specifikacija – D2 – 100 - TEMELJI

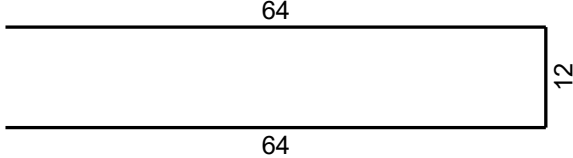
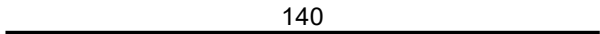
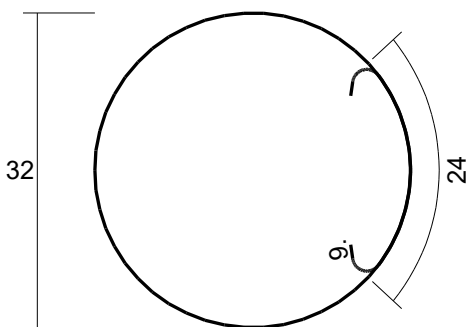
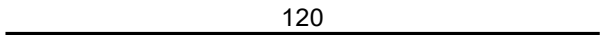
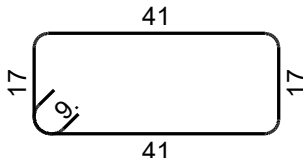

ozn	oblik i mjere [cm]	Ø	lg [m]	n [kom]	lg <sub>n</sub> [m]
22		8	5.00	6	30.00
23		8	4.80	14	67.20
24		8	4.66	89	414.74
25		8	4.00	8	32.00
26		8	4.00	8	32.00
27		8	3.70	6	22.20
28		8	3.65	5	18.25
29		8	3.60	275	990.00
30		8	3.60	6	21.60
31		8	3.60	6	21.60
32		8	3.54	6	21.24
33		8	3.20	4	12.80
34		8	3.00	14	42.00

Šipke – specifikacija – D2 – 100 - TEMELJI

ozn	oblik i mjere [cm]	Ø	lg [m]	n [kom]	lg <sub>n</sub> [m]
35		8	3.06	1146	3506.76
36		8	2.80	8	22.40
37		8	2.62	12	31.44
38		8	2.80	750	2100.00
39		8	2.60	8	20.80
40		8	2.70	248	669.60
41		8	2.50	8	20.00
42		8	2.20	20	44.00
43		8	2.20	6	13.20
44		8	2.00	14	28.00
45		8	1.80	8	14.40
46		8	1.60	35	56.00
47		8	1.50	6	9.00
48		8	1.41	63	88.83



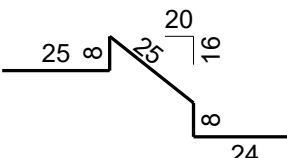
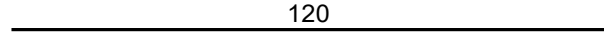
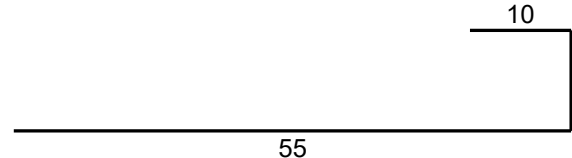
Šipke – specifikacija – D2 – 100 - TEMELJI

ozn	oblik i mjere [cm]	Ø	lg [m]	n [kom]	lgn [m]
49		8	1.40	33	46.20
50		8	1.40	6	8.40
51		8	1.43	3	4.29
52		8	1.20	20	24.00
54		8	1.34	3	4.02
55		8	1.00	22	22.00

Šipke – rekapitulacija – D2 – 100 - TEMELJI

Ø [mm]	lgn [m]	Jedinična težina [kg/m']	Težina [kg]
B500B			
8	11039.97	0.40	4360.79
10	0.00	0.62	0.00
12	40.24	0.89	35.73
14	3040.80	1.21	3679.37
16	477.60	1.58	754.61
Ukupno (B500B)			8830.50

Šipke – specifikacija – D2 – 100 – TEMELJI – PODNA PLOČA

ozn	oblik i mjere [cm]	Ø	lg [m]	n [kom]	lgn [m]
B500B					
17		10	0.90	800	720.00
53		8	1.20	65	78.00
56		8	0.75	518	388.50

Šipke – rekapitulacija – D2 – 100 – TEMELJI – PODNA PLOČA

Ø [mm]	lgn [m]	Jedinična težina [kg/m]	Težina [kg]
B500B			
8	466.50	0.40	184.27
10	720.00	0.62	444.24
12	0.00	0.89	0.00
14	0.00	1.21	0.00
16	0.00	1.58	0.00
Ukupno (B500B)			628.51

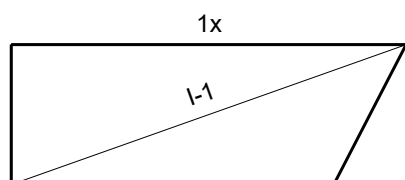
**Mreže – specifikacija – D2 – 100 – TEMELJI – PODNA PLOČA**

Pozicija	Oznaka mreže	B [cm]	L [cm]	n	Jedinična težina [kg/m <sup>2</sup> ]	Ukupna težina [kg]
B500B						
I	Q-257	215	600	28	4.16	1502.59
I-1	Q-257	215	600	1	4.16	53.66
I-2	Q-257	215	100	6	4.16	53.67
I-3	Q-257	215	180	4	4.16	64.40
I-4	Q-257	215	480	4	4.16	171.72
I-5	Q-257	170	600	2	4.16	84.86
I-6	Q-257	170	100	1	4.16	7.07
I-7	Q-257	215	360	1	4.16	32.20
I-8	Q-257	150	380	1	4.16	23.67
I-9	Q-257	215	475	1	4.16	42.48
I-10	Q-257	215	200	3	4.16	53.67
I-11	Q-257	215	230	1	4.16	20.57
I-12	Q-257	215	295	1	4.16	26.38
I-13	Q-257	215	250	1	4.16	22.36
I-14	Q-257	215	390	1	4.16	34.88
<b>Ukupno</b>						<b>2194.19</b>

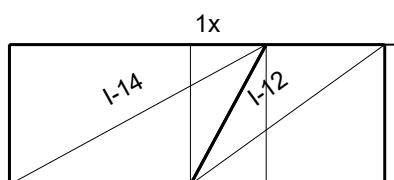
**Mreže - plan rezanja – D2 – 100 – TEMELJI – PODNA PLOČA**

B500B

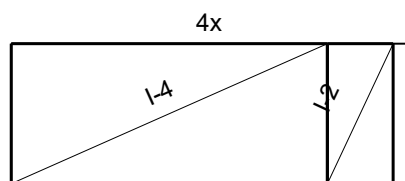
Q-257 (600 cm x 215 cm)



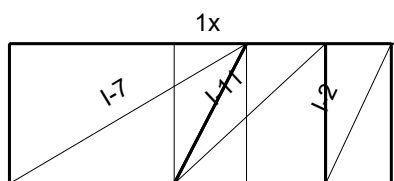
I-1 600 x 215



I-14 390 x 215  
I-12 295 x 215

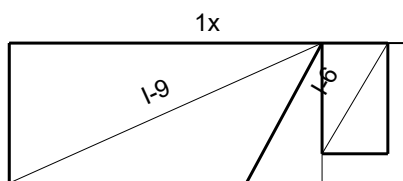


I-4 480 x 215  
I-2 100 x 215

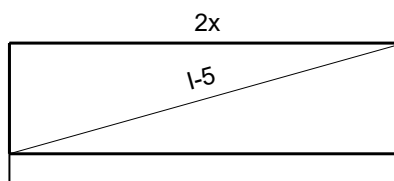


I-7 360 x 215  
I-11 230 x 215  
I-2 100 x 215

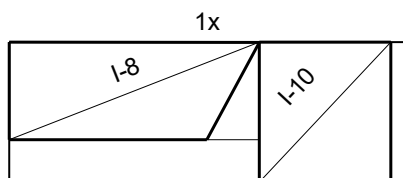
**Mreže - plan rezanja – D2 – 100 – TEMELJI – PODNA PLOČA**



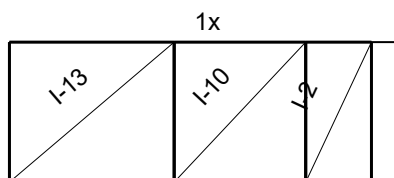
I-9 475 x 215  
I-6 100 x 170



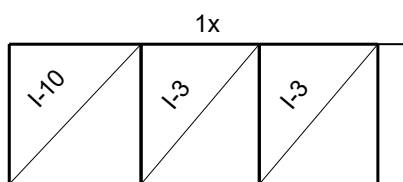
I-5 600 x 170



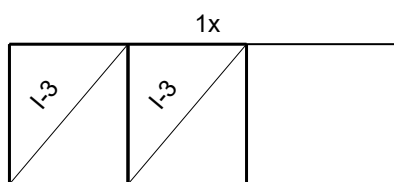
I-8 380 x 150  
I-10 200 x 215



I-13 250 x 215  
I-10 200 x 215  
I-2 100 x 215







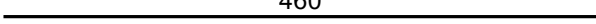


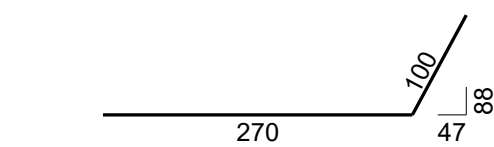

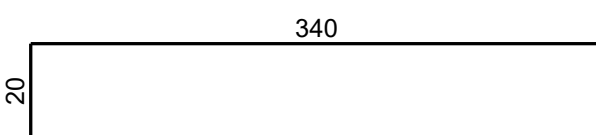





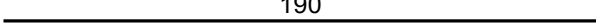

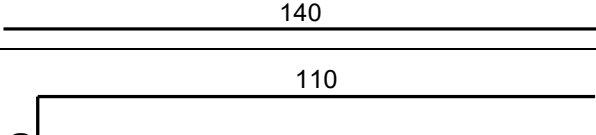


I-10 200 x 215  
I-3 180 x 215  
I-3 180 x 215

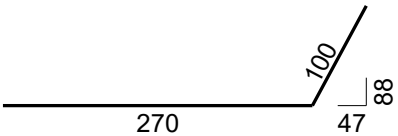
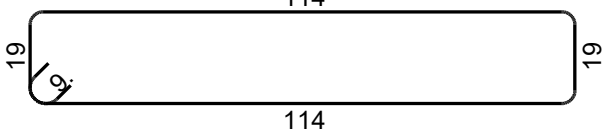



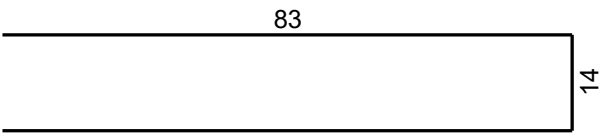


I-3 180 x 215  
I-3 180 x 215

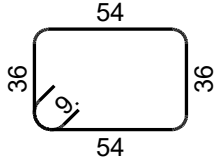
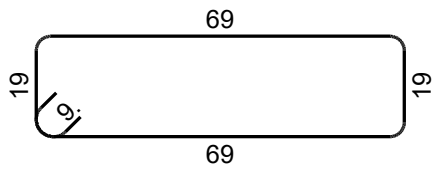
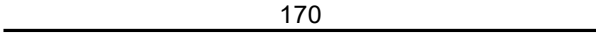
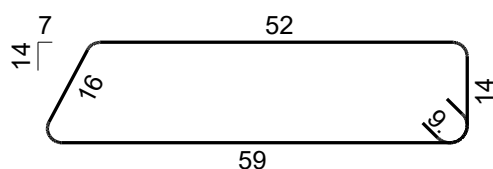
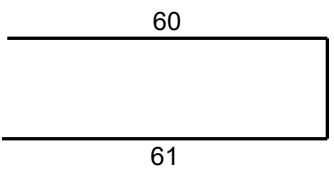
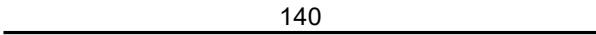
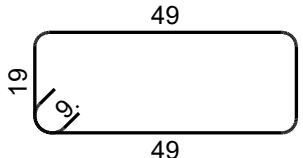
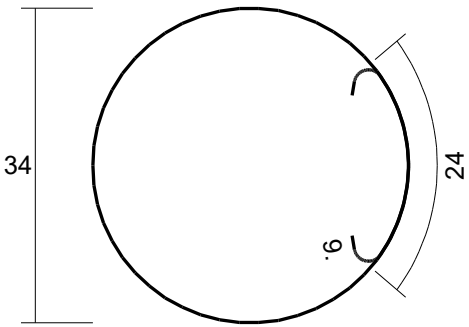
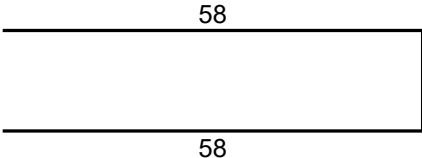
**Šipke – specifikacija – D2 – 200 – PRIZEMLJE - ZIDOVI**

ozn	oblik i mjere [cm]	Ø	lg [m]	n [kom]	lgn [m]
B500B					
1		12	6.00	34	204.00
2		12	5.60	2	11.20
3		12	5.40	6	32.40
4		12	5.20	4	20.80
5		12	5.00	10	50.00
6		12	4.60	2	9.20
7		12	4.20	206	865.20
8		12	3.80	2	7.60
9		12	3.70	6	22.20
10		12	3.70	2	7.40
11		12	3.60	2	7.20
12		12	3.60	6	21.60
13		12	3.40	44	149.60
14		12	3.00	2	6.00
15		12	2.40	6	14.40
16		12	2.20	2	4.40
17		12	1.90	2	3.80
18		12	1.60	14	22.40
19		12	1.40	6	8.40
20		12	1.30	98	127.40

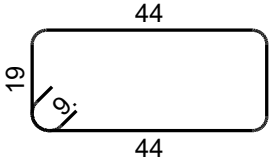
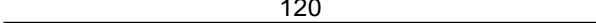
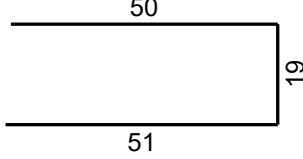
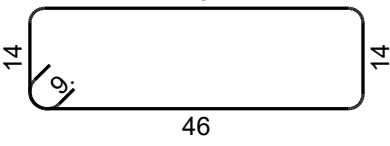
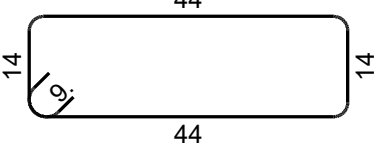
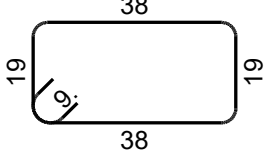
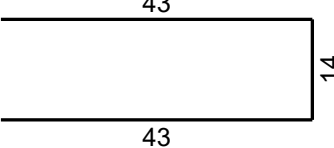
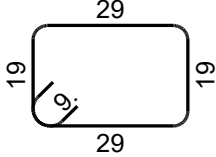
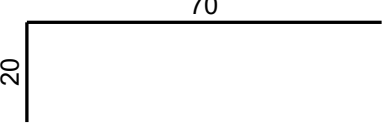
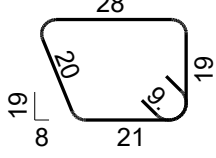
Šipke – specifikacija – D2 – 200 – PRIZEMLJE - ZIDOVİ

ozn	oblik i mjere [cm]	Ø	lg [m]	n [kom]	lgn [m]
21	120	12	1.20	12	14.40
22	90	12	0.90	2	1.80
23	600	8	6.00	12	72.00
24	560	8	5.60	2	11.20
25	460	8	4.60	2	9.20
26	380	8	3.80	2	7.60
27		8	3.70	2	7.40
28	360	8	3.60	4	14.40
29	280	8	2.80	2	5.60
30		8	2.84	22	62.48
31		8	2.64	4	10.56
32		8	2.60	65	169.00
33	200	8	2.00	2	4.00
34		8	2.00	190	380.00
35	190	8	1.90	2	3.80
36		8	1.80	181	325.80

Šipke – specifikacija – D2 – 200 – PRIZEMLJE - ZIDOVI

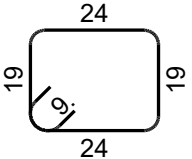
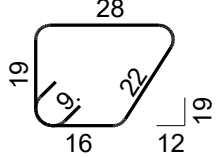
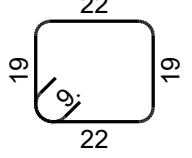
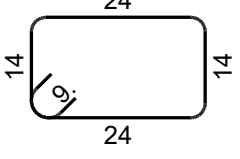
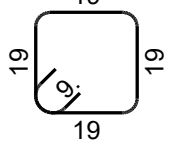
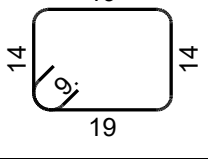
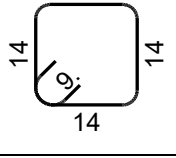
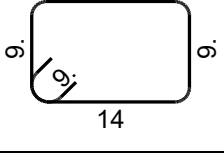
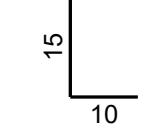
ozn	oblik i mjere [cm]	Ø	lg [m]	n [kom]	lg <sub>n</sub> [m]
37		8	1.98	192	380.16
38		8	1.94	22	42.68
39		8	1.70	2	3.40
40		8	1.59	22	34.98
41		8	1.40	48	67.20
42		8	1.40	50	70.00
43		8	1.54	22	33.88
44		8	1.49	22	32.78
45		8	1.30	174	226.20

Šipke – specifikacija – D2 – 200 – PRIZEMLJE - ZIDOVI

ozn	oblik i mjere [cm]	Ø	lg [m]	n [kom]	lgn [m]
46		8	1.44	158	227.52
47		8	1.20	146	175.20
48		8	1.20	12	14.40
49		8	1.38	138	190.44
50		8	1.34	34	45.56
51		8	1.32	11	14.52
52		8	1.00	232	232.00
53		8	1.14	32	36.48
54		8	0.90	2	1.80
55		8	1.06	22	23.32



Šipke – specifikacija – D2 – 200 – PRIZEMLJE - ZIDOVI

ozn	oblik i mjere [cm]	Ø	lg [m]	n [kom]	lgn [m]
56		8	1.04	22	22.88
57		8	1.03	16	16.48
58		8	1.00	22	22.00
59		8	0.94	114	107.16
60		8	0.94	234	219.96
61		8	0.84	135	113.40
62		8	0.74	37	27.38
63		8	0.64	15	9.60
64		8	0.35	300	105.00

**Šipke – rekapitulacija – D2 – 200 – PRIZEMLJE - ZIDOVI**

Ø [mm]	lg [m]	Jedinična težina [kg/m']	Težina [kg]
B500B			
8	3579.42	0.40	1413.87
12	1611.40	0.89	1430.92
<b>Ukupno (B500B)</b>			<b>2844.79</b>

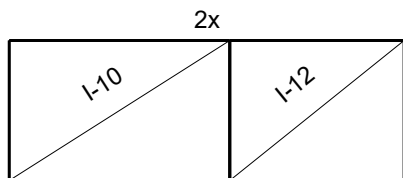
**Mreže – specifikacija – D2 – 200 – PRIZEMLJE - ZIDOVI**

Pozicija	Oznaka mreže	B [cm]	L [cm]	n	Jedinična težina [kg/m2]	Ukupna težina [kg]
B500B						
I-1	Q-257	185	300	2	4.16	46.18
I-2	Q-257	108	585	2	4.16	52.32
I-3	Q-257	100	300	2	4.16	24.96
I-4	Q-257	120	300	4	4.16	59.90
I-5	Q-257	200	108	2	4.16	17.89
I-6	Q-257	90	300	2	4.16	22.46
I-7	Q-257	108	335	2	4.16	29.96
I-8	Q-257	115	335	2	4.16	32.05
I-10	Q-257	215	335	2	4.16	59.92
I-11	Q-257	215	115	2	4.16	20.57
I-12	Q-257	215	265	2	4.16	47.40
I-13	Q-257	205	335	2	4.16	57.14
I-14	Q-257	108	600	8	4.16	214.66
<b>Ukupno</b>						<b>685.42</b>

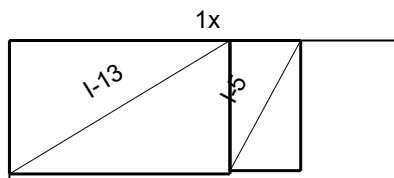
Mreže - plan rezanja – D2 – 200 – PRIZEMLJE - ZIDOVI

B500B

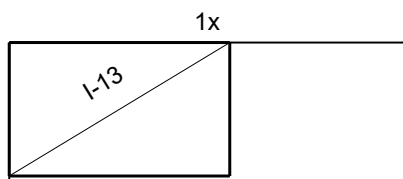
Q-257 (600 cm x 215 cm)



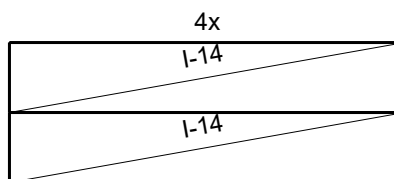
I-10 335 x 215  
I-12 265 x 215



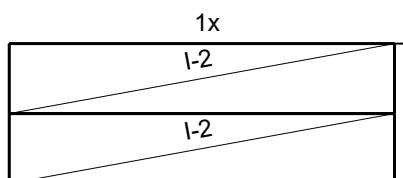
I-13 335 x 205  
I-5 108 x 200



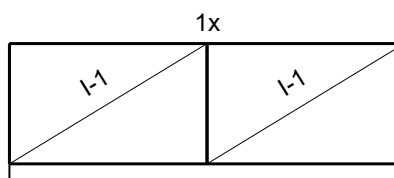
I-13 335 x 205



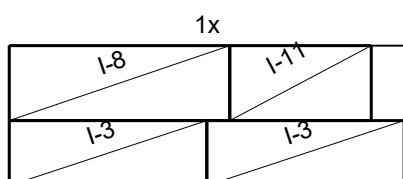
I-14 600 x 108  
I-14 600 x 108



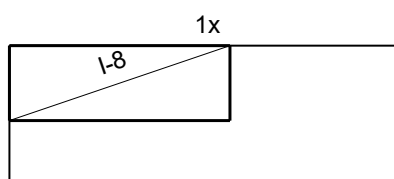
I-2 585 x 108  
I-2 585 x 108



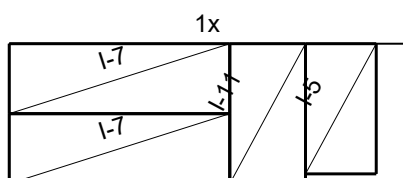
I-1 300 x 185  
I-1 300 x 185



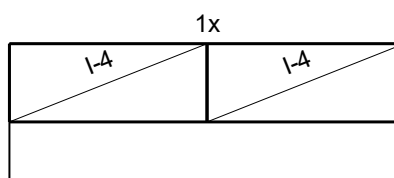
I-8 335 x 115  
I-3 300 x 100  
I-3 300 x 100  
I-11 115 x 215



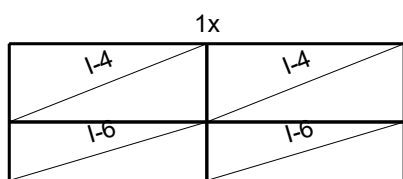
I-8 335 x 115



I-7 335 x 108  
I-7 335 x 108  
I-11 115 x 215  
I-5 108 x 200




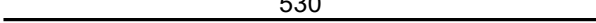
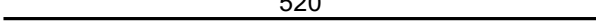
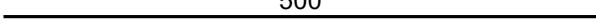
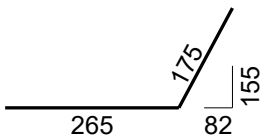
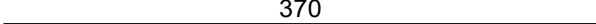
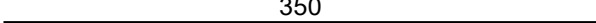






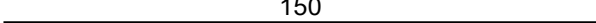
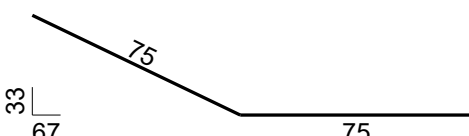





I-4 300 x 120  
I-4 300 x 120

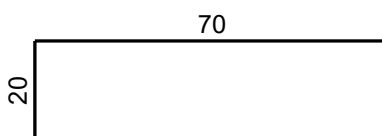


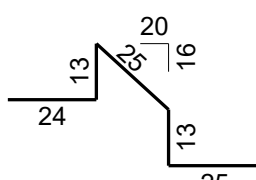
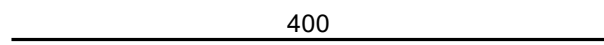
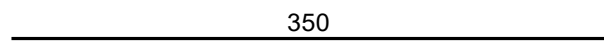
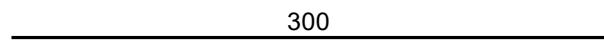
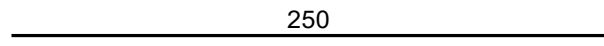
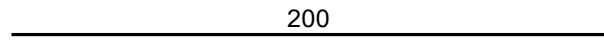
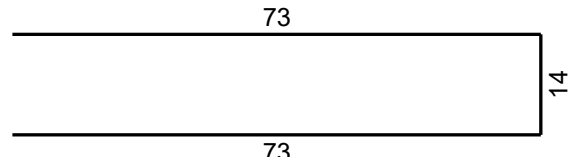
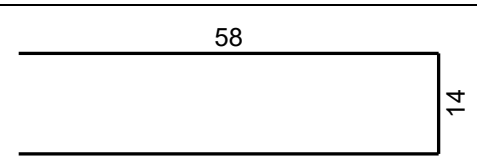



I-4 300 x 120  
I-4 300 x 120  
I-6 300 x 90  
I-6 300 x 90

Šipke – specifikacija – D2 – 200 – PRIZEMLJE - PLOČA

ozn	oblik i mjere [cm]	Ø	lg [m]	n [kom]	lgn [m]
B500B					
1		16	6.00	6	36.00
2		12	6.00	107	642.00
3		12	5.60	6	33.60
4		12	5.30	8	42.40
5		12	5.20	6	31.20
6		12	5.00	4	20.00
7		12	4.40	4	17.60
8		12	3.70	4	14.80
9		12	3.50	16	56.00
10		12	3.40	4	13.60
11		12	3.00	8	24.00
12		12	2.80	4	11.20
13		12	2.40	8	19.20
14		12	2.00	7	14.00
15		12	1.60	4	6.40
16		12	1.50	2	3.00
17		12	1.50	30	45.00
18		12	1.40	4	5.60
19		12	1.30	2	2.60
20		12	1.30	60	78.00

Šipke – specifikacija – D2 – 200 – PRIZEMLJE - PLOČA

ozn	oblik i mjere [cm]	Ø	lg [m]	n [kom]	lgn [m]
21		12	0.90	28	25.20
22		10	3.50	37	129.50
23		10	2.20	185	407.00
24		10	1.00	800	800.00
25		8	4.00	69	276.00
26		8	3.50	10	35.00
27		8	3.00	84	252.00
28		8	2.50	123	307.50
29		8	2.00	10	20.00
30		8	1.60	93	148.80
31		8	1.30	345	448.50
32		8	1.20	191	229.20

Šipke – rekapitulacija – D2 – 200 – PRIZEMLJE - PLOČA

Ø [mm]	lg [m]	Jedinična težina [kg/m']	Težina [kg]
B500B			
8	1717.00	0.40	678.21
10	1336.50	0.62	824.62
12	1105.40	0.89	981.60
16	36.00	1.58	56.88
Ukupno (B500B)			2541.31

Mreže – specifikacija – D2 – 200 – PRIZEMLJE - PLOČA

Pozicija	Oznaka mreže	B [cm]	L [cm]	n	Jedinična težina [kg/m2]	Ukupna težina [kg]
B500B						
I	Q-335	215	600	26	5.45	1827.93
I-1	Q-335	215	390	1	5.45	45.70
I-2	Q-335	215	250	1	5.45	29.29
I-3	Q-335	215	295	1	5.45	34.57
I-4	Q-335	215	230	1	5.45	26.95
I-5	Q-335	215	475	1	5.45	55.66
I-6	Q-335	215	415	1	5.45	48.63
I-7	Q-335	215	360	1	5.45	42.18
I-8	Q-335	215	180	3	5.45	63.27
I-9	Q-335	215	100	3	5.45	35.15
I-10	Q-335	215	480	8	5.45	449.95
I-11	Q-335	215	200	3	5.45	70.31
I-12	Q-335	165	545	1	5.45	49.01
I-13	Q-335	150	100	2	5.45	16.35
I-14	Q-335	150	400	4	5.45	130.80
II	Q-257	215	600	27	4.16	1448.93
II-1	Q-257	215	185	1	4.16	16.55
II-2	Q-257	215	300	1	4.16	26.83

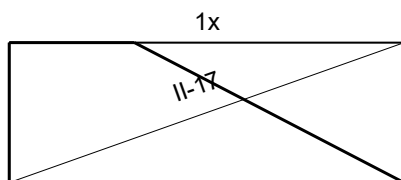
**Mreže – specifikacija – D2 – 200 – PRIZEMLJE - PLOČA**

Pozicija	Oznaka mreže	B [cm]	L [cm]	n	Jedinična težina [kg/m <sup>2</sup> ]	Ukupna težina [kg]
II-3	Q-257	215	230	2	4.16	41.14
II-4	Q-257	215	115	1	4.16	10.29
II-5	Q-257	215	370	1	4.16	33.09
II-6	Q-257	215	345	1	4.16	30.86
II-7	Q-257	215	255	1	4.16	22.81
II-8	Q-257	215	460	1	4.16	41.14
II-9	Q-257	215	140	1	4.16	12.52
II-10	Q-257	180	415	1	4.16	31.08
II-11	Q-257	180	600	4	4.16	179.71
II-12	Q-257	180	465	1	4.16	34.82
II-13	Q-257	215	485	1	4.16	43.38
II-14	Q-257	215	200	1	4.16	17.89
II-15	Q-257	215	100	1	4.16	8.94
II-16	Q-257	179	433	1	4.16	32.25
II-17	Q-257	215	600	1	4.16	53.66
II-18	Q-257	146	276	1	4.16	16.84
<b>Ukupno</b>						<b>5028.47</b>

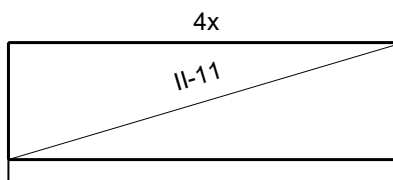
**Mreže - plan rezanja – D2 – 200 – PRIZEMLJE - PLOČA**

B500B

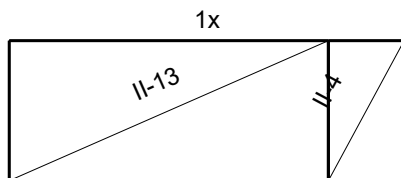
Q-257 (600 cm x 215 cm)



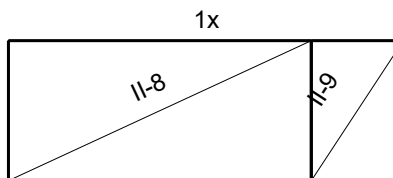
II-17 600 x 215



II-11 600 x 180

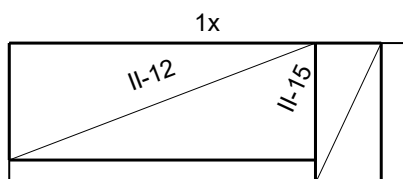


II-13 485 x 215  
 II-4 115 x 215

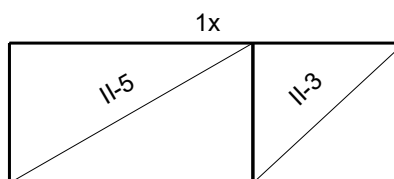


II-8 460 x 215  
 II-9 140 x 215

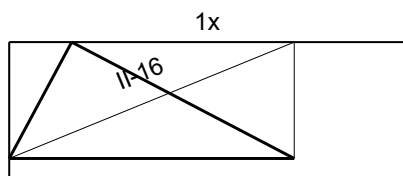
Mreže - plan rezanja – D2 – 200 – PRIZEMLJE - PLOČA



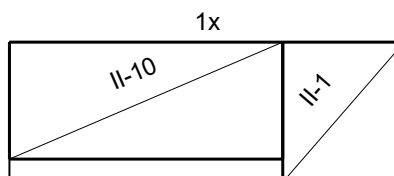
II-12 465 x 180  
II-15 100 x 215



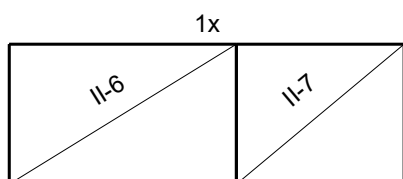
II-5 370 x 215  
II-3 230 x 215



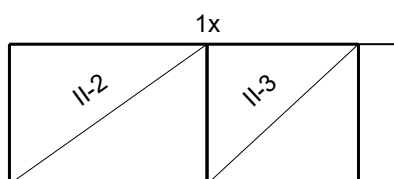
II-16 433 x 179



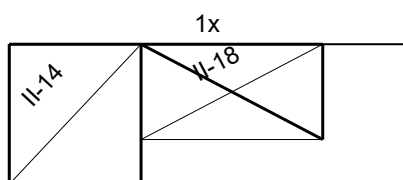
II-10 415 x 180  
II-1 185 x 215



II-6 345 x 215  
II-7 255 x 215

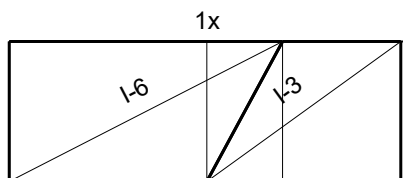


II-2 300 x 215  
II-3 230 x 215

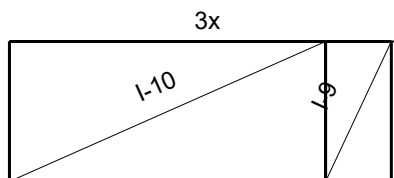


II-14 200 x 215  
II-18 276 x 146

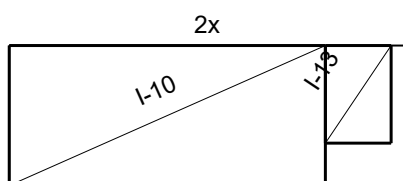
Q-335 (600 cm x 215 cm)



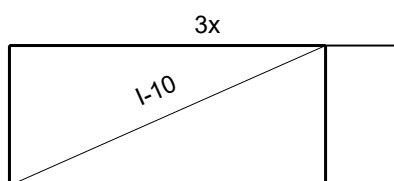
I-6 415 x 215  
I-3 295 x 215



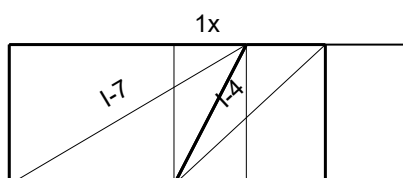
I-10 480 x 215  
I-9 100 x 215



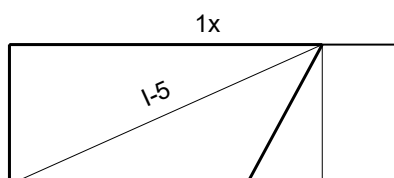
I-10 480 x 215  
I-13 100 x 150



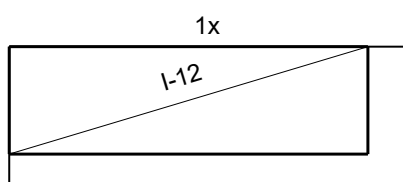
I-10 480 x 215



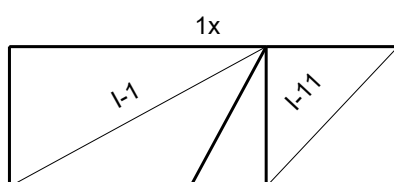
I-7 360 x 215  
I-4 230 x 215



I-5 475 x 215



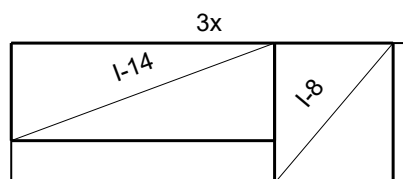
I-12 545 x 165



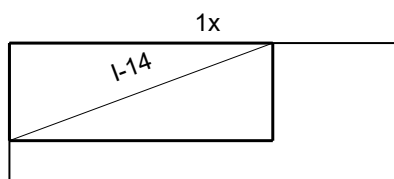
I-1 390 x 215  
I-11 200 x 215



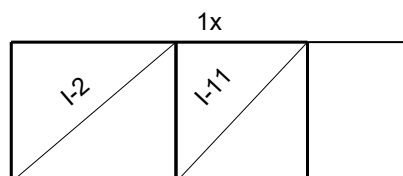
**Mreže - plan rezanja – D2 – 200 – PRIZEMLJE - PLOČA**



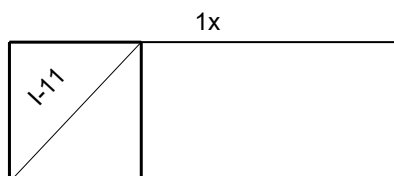
I-14 400 x 150  
 I-8 180 x 215



I-14 400 x 150



I-2 250 x 215  
 I-11 200 x 215

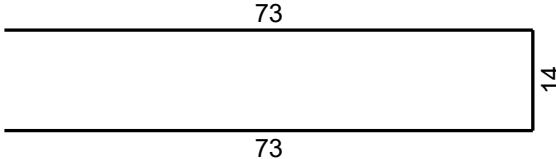







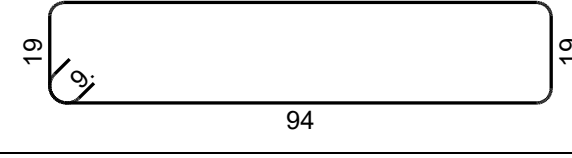

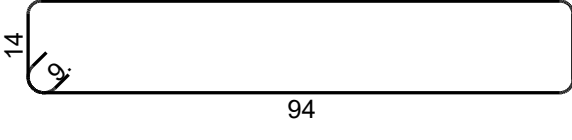


I-11 200 x 215

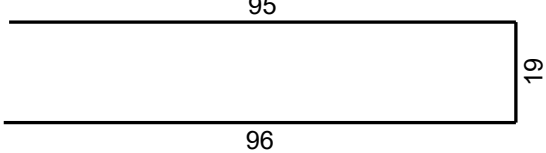

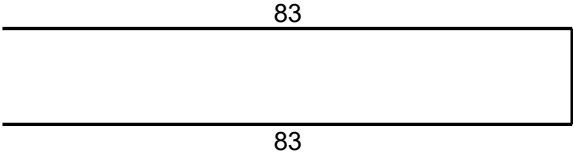

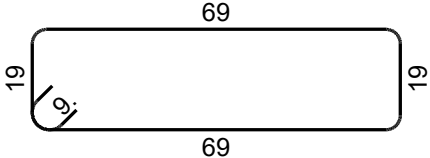
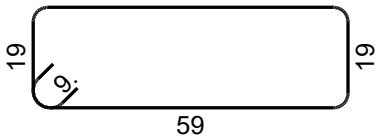
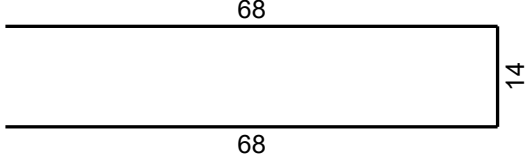
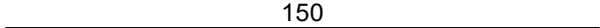
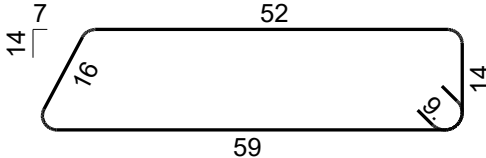
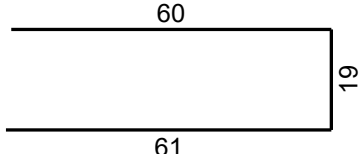

Šipke – specifikacija – D2 – 300 – 1. KAT - ZIDOVI

ozn	oblik i mjere [cm]	Ø	lg [m]	n [kom]	lgn [m]
B500B					
1	420	16	4.20	2	8.40
2	600	12	6.00	34	204.00
3	520	12	5.20	2	10.40
4	500	12	5.00	4	20.00
5	430	12	4.30	6	25.80
6	420	12	4.20	154	646.80
7	400	12	4.00	6	24.00
8	380	12	3.80	74	281.20
9	360	12	3.60	58	208.80
10	350	12	3.50	4	14.00
11	320	12	3.20	28	89.60
12	290	12	2.90	4	11.60
13	280	12	2.80	2	5.60
14	270	12	2.70	4	10.80
15	240	12	2.40	4	9.60
16	150	12	1.50	4	6.00
17	140	12	1.40	2	2.80
18	120	12	1.20	4	4.80
19	110	12	1.10	10	11.00
20	600	10	6.00	34	204.00
21	500	10	5.00	4	20.00
22	430	10	4.30	6	25.80
23	380	10	3.80	6	22.80
24	200	10	2.00	4	8.00

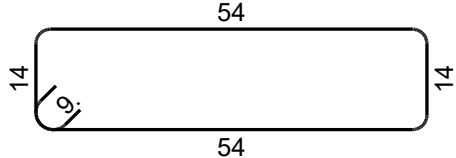
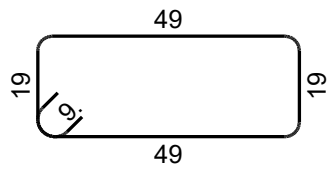
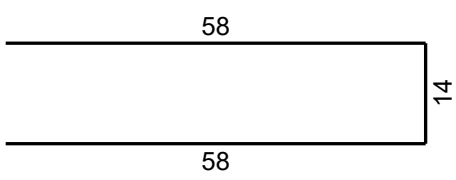
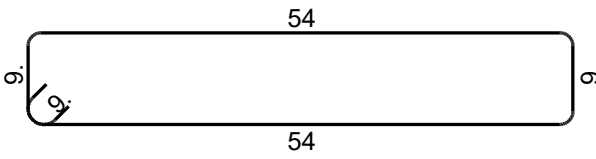
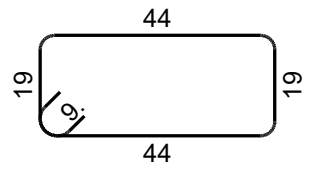
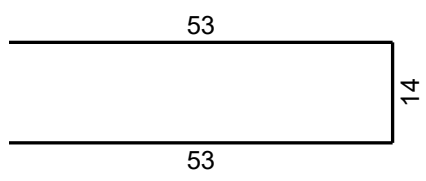
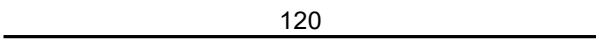
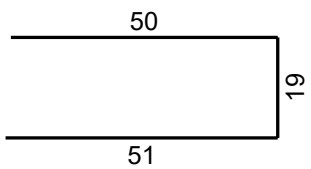
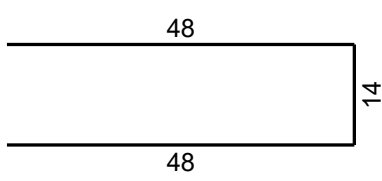
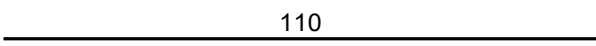
Šipke – specifikacija – D2 – 300 – 1. KAT - ZIDOVI

ozn	oblik i mjere [cm]	Ø	lg [m]	n [kom]	lgn [m]
25		10	1.60	8	12.80
26		8	6.00	30	180.00
27		8	3.10	8	24.80
28		8	3.90	35	136.50
29		8	3.24	42	136.08
30		8	3.14	163	511.82
31		8	2.80	2	5.60
32		8	2.50	13	32.50
33		8	2.44	17	41.48
34		8	2.20	24	52.80
35		8	2.34	83	194.22

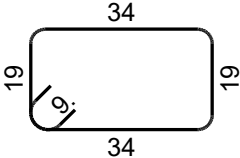

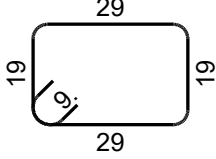
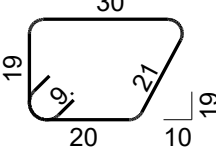
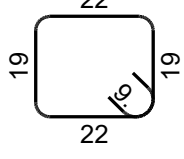
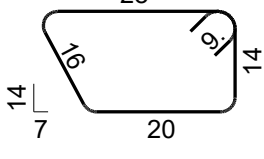
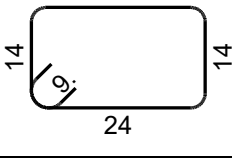
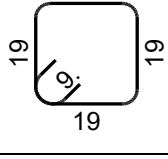
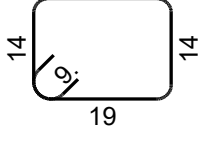
Šipke – specifikacija – D2 – 300 – 1. KAT - ZIDOVI

ozn	oblik i mjere [cm]	Ø	lg [m]	n [kom]	lgn [m]
36		8	2.10	11	23.10
37		8	2.00	6	12.00
38		8	1.80	24	43.20
39		8	1.80	4	7.20
40		8	1.94	20	38.80
41		8	1.74	69	120.06
42		8	1.50	7	10.50
43		8	1.50	18	27.00
44		8	1.59	22	34.98
45		8	1.40	15	21.00
46		8	1.40	8	11.20

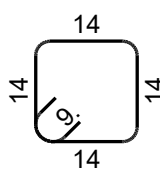
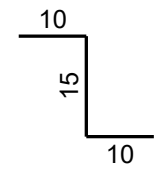
Šipke – specifikacija – D2 – 300 – 1. KAT - ZIDOVI

ozn	oblik i mjere [cm]	Ø	lg [m]	n [kom]	lgn [m]
47		8	1.54	257	395.78
48		8	1.54	20	30.80
49		8	1.30	252	327.60
50		8	1.44	165	237.60
51		8	1.44	80	115.20
52		8	1.20	157	188.40
53		8	1.20	386	463.20
54		8	1.20	43	51.60
55		8	1.10	228	250.80
56		8	1.10	56	61.60

Šipke – specifikacija – D2 – 300 – 1. KAT - ZIDOVI

ozn	oblik i mjere [cm]	Ø	lg [m]	n [kom]	lgn [m]
57		8	1.24	20	24.80
58		8	1.00	20	20.00
59		8	1.14	32	36.48
60		8	1.08	20	21.60
61		8	1.00	20	20.00
62		8	0.96	20	19.20
63		8	0.94	134	125.96
64		8	0.94	202	189.88
65		8	0.84	60	50.40

Šipke – specifikacija – D2 – 300 – 1. KAT - ZIDOVI

ozn	oblik i mjere [cm]	Ø	lg [m]	n [kom]	lgn [m]
66		8	0.74	20	14.80
67		8	0.35	720	252.00

Šipke – rekapitulacija – D2 – 300 – 1. KAT - ZIDOVI

Ø [mm]	lgn [m]	Jedinična težina [kg/m']	Težina [kg]
B500B			
8	4562.54	0.40	1802.20
10	293.40	0.62	181.03
12	1586.80	0.89	1409.08
16	8.40	1.58	13.27
<b>Ukupno (B500B)</b>			<b>3405.58</b>

Mreže – specifikacija – D2 – 300 – 1. KAT - ZIDOVI

Pozicija	Oznaka mreže	B [cm]	L [cm]	n	Jedinična težina [kg/m2]	Ukupna težina [kg]
300-kat-zidovi (1 kom)						
I-1	Q-257	75	355	8	4.16	88.61
I-2	Q-257	100	85	2	4.16	7.07
I-3	Q-257	100	600	6	4.16	149.76
I-4	Q-257	100	410	2	4.16	34.11
I-5	Q-257	100	355	2	4.16	29.54
I-6	Q-257	185	180	1	4.16	13.85
I-7	Q-257	185	95	1	4.16	7.31
I-9	Q-257	105	260	2	4.16	22.71
I-10	Q-257	215	315	6	4.16	169.04

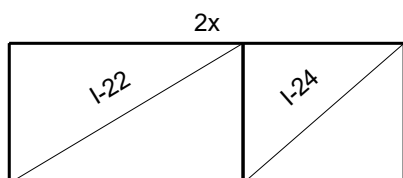
**Mreže – specifikacija – D2 – 300 – 1. KAT - ZIDOVI**

Pozicija	Oznaka mreže	B [cm]	L [cm]	n	Jedinična težina [kg/m <sup>2</sup> ]	Ukupna težina [kg]
I-11	Q-257	105	355	2	4.16	31.01
I-12	Q-257	215	285	4	4.16	101.96
I-13	Q-257	215	75	4	4.16	26.83
I-14	Q-257	100	315	2	4.16	26.21
I-15	Q-257	108	285	2	4.16	25.49
I-16	Q-257	108	75	2	4.16	6.71
I-17	Q-257	105	325	2	4.16	28.39
I-18	Q-257	150	315	2	4.16	39.31
I-19	Q-257	105	400	2	4.16	34.94
I-20	Q-257	140	315	2	4.16	36.69
I-21	Q-257	90	355	2	4.16	26.58
I-22	Q-257	215	355	4	4.16	127.00
I-23	Q-257	155	105	2	4.16	13.54
I-24	Q-257	215	245	2	4.16	43.83
I-25	Q-257	215	150	2	4.16	26.83
I-26	Q-257	75	150	2	4.16	9.36
I-27	Q-257	75	245	2	4.16	15.29
I-28	Q-257	210	315	2	4.16	55.04
I-29	Q-257	155	315	2	4.16	40.62
<b>Ukupno</b>						<b>1237.65</b>

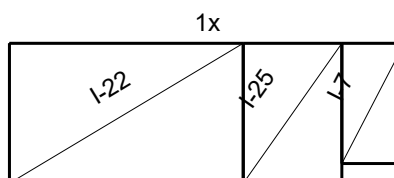
**Mreže - plan rezanja – D2 – 300 – 1. KAT - ZIDOVI**

300-kat-zidovi

Q-257 (600 cm x 215 cm)



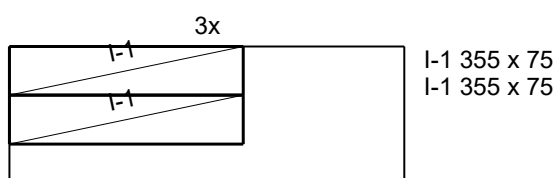
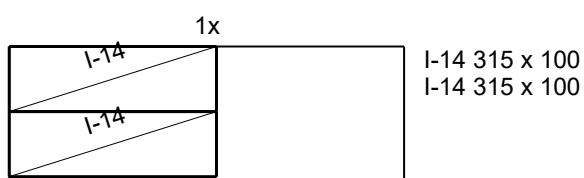
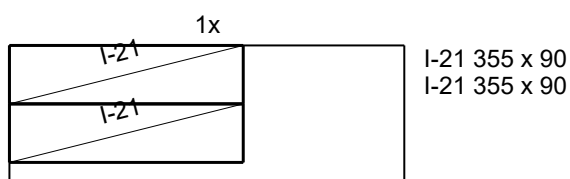
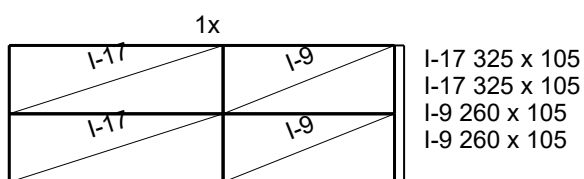
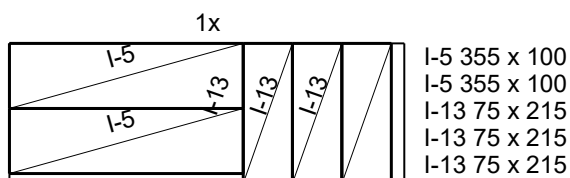
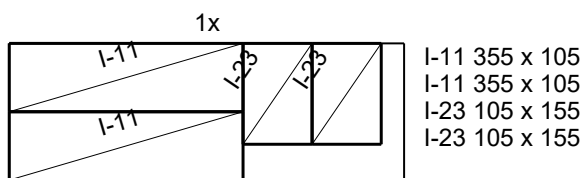
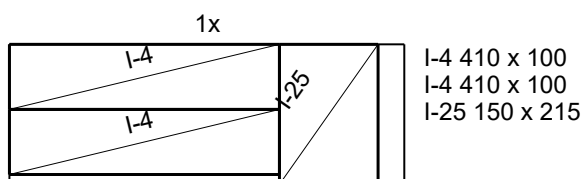
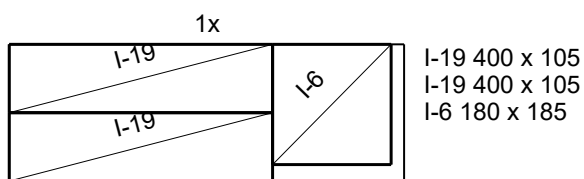
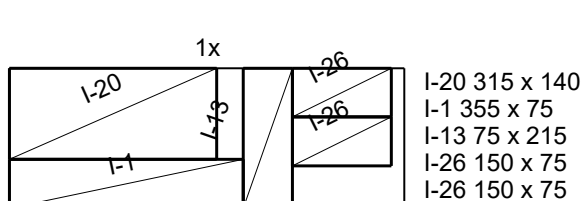
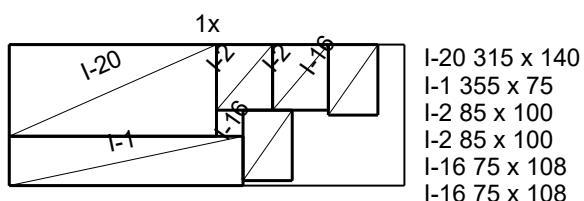
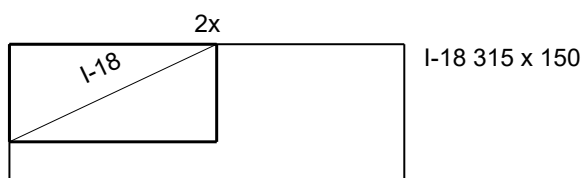
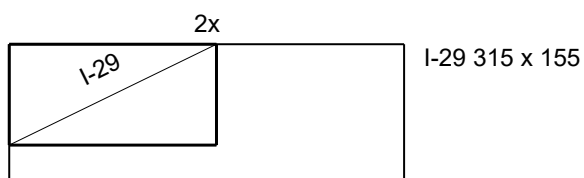
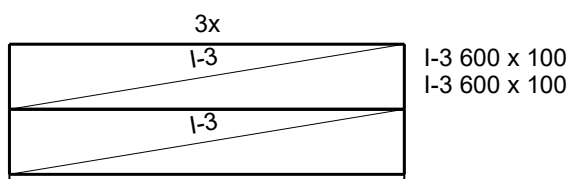
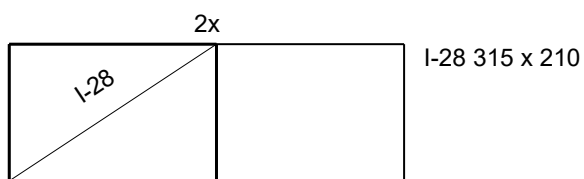
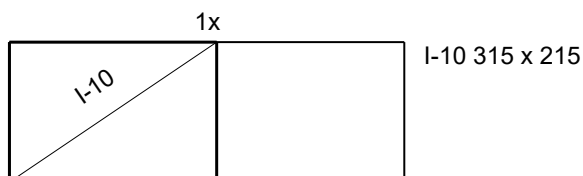
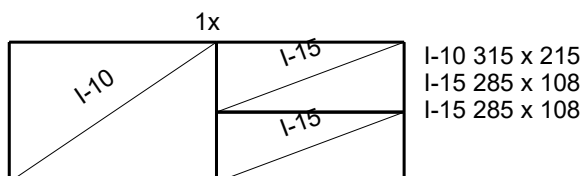
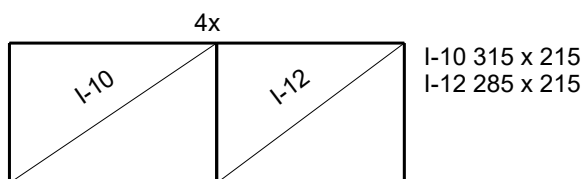
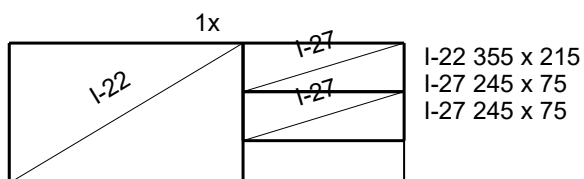
I-22 355 x 215  
 I-24 245 x 215



I-22 355 x 215  
 I-25 150 x 215  
 I-7 95 x 185

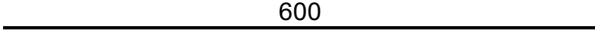



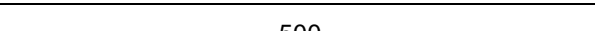





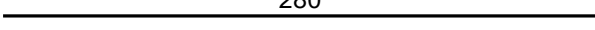
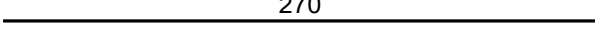
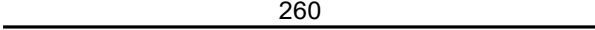






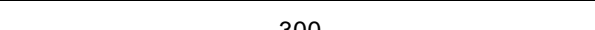



Mreže - plan rezanja – D2 – 300 – 1. KAT - ZIDOVI


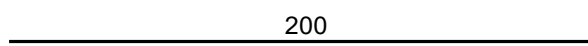
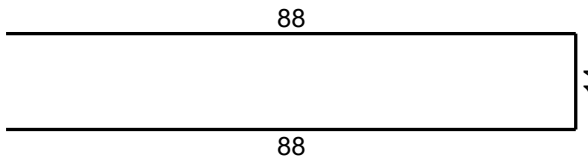
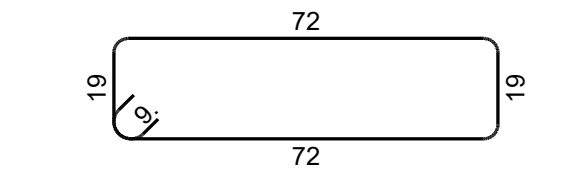
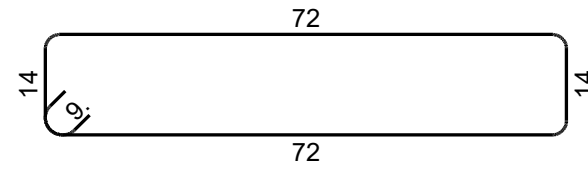
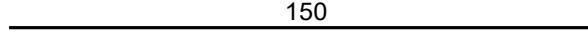

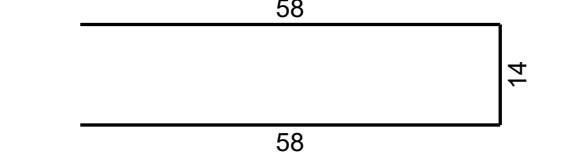
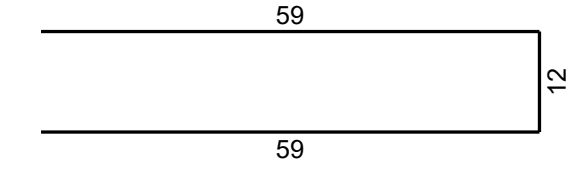
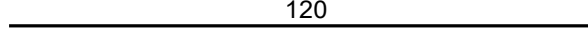

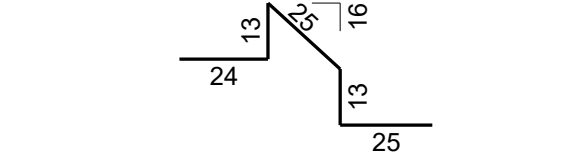


**Mreže - plan rezanja – D2 – 300 – 1. KAT - ZIDOVI**

**Šipke – specifikacija – D2 – 300 – 1. KAT - PLOČA**

ozn	oblik i mjere [cm]	Ø	lg [m]	n [kom]	lgn [m]
B500B					
1		12	6.00	112	672.00
2		12	5.60	4	22.40
3		12	5.30	4	21.20
4		12	5.20	4	20.80
5		12	5.00	4	20.00
6		12	4.60	4	18.40
7		12	3.60	4	14.40
8		12	3.50	51	178.50
9		12	3.00	12	36.00
10		12	2.80	4	11.20
11		12	2.70	20	54.00
12		12	2.60	12	31.20
13		12	2.20	4	8.80
14		12	2.00	12	24.00
15		12	1.60	12	19.20
16		10	2.00	26	52.00
17		10	0.90	16	14.40
18		10	0.90	8	7.20
19		8	6.00	10	60.00
20		8	3.00	76	228.00
21		8	2.84	135	383.40

Mreže - plan rezanja – D2 – 300 – 1. KAT - ZIDOVI

22		8	2.30	61	140.30
23		8	2.00	38	76.00
24		8	1.90	6	11.40
25		8	2.00	114	228.00
26		8	1.90	64	121.60
27		8	1.50	57	85.50
28		8	1.60	6	9.60
29		8	1.30	946	1229.80
30		8	1.30	24	31.20
31		8	1.20	346	415.20
32		8	0.90	16	14.40
33		10	1.00	800	800.00

Šipke – rekapitulacija – D2 – 300 – 1. KAT - PLOČA

Ø [mm]	lg [m]	Jedinična težina [kg/m']	Težina [kg]
B500B			
8	3034.40	0.40	1198.59
10	873.60	0.62	539.01
12	1152.10	0.89	1023.06
Ukupno (B500B)			2760.66

Mreže – specifikacija – D2 – 300 – 1. KAT - PLOČA

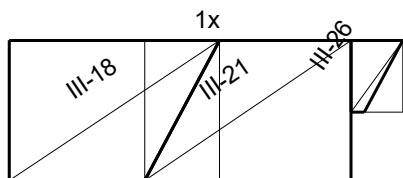
Pozicija	Oznaka mreže	B [cm]	L [cm]	n	Jedinična težina [kg/m2]	Ukupna težina [kg]
B500B						
I	Q-524	215	600	16	8.42	1737.89
I-1	Q-524	170	600	1	8.42	85.88
I-2	Q-524	215	240	16	8.42	695.16
I-3	Q-524	170	240	1	8.42	34.35
II	Q-335	215	600	5	5.45	351.52
II-1	Q-335	165	550	1	5.45	49.46
II-3	Q-335	215	180	1	5.45	21.09
II-4	Q-335	215	445	4	5.45	208.57
II-5	Q-335	215	200	2	5.45	46.87
II-6	Q-335	215	570	1	5.45	66.79
II-7	Q-335	215	260	4	5.45	121.86
II-8	Q-335	215	320	1	5.45	37.50
II-9	Q-335	215	370	1	5.45	43.35
II-10	Q-335	215	150	4	5.45	70.30
II-11	Q-335	215	340	4	5.45	159.36
II-12	Q-335	215	225	3	5.45	79.09
III	Q-257	215	600	26	4.16	1395.26
III-1	Q-257	215	115	1	4.16	10.29
III-2	Q-257	215	485	1	4.16	43.38



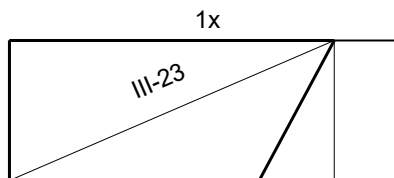
Mreže - plan rezanja – D2 – 300 – 1. KAT - PLOČA

B500B

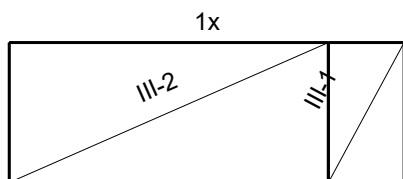
Q-257 (600 cm x 215 cm)



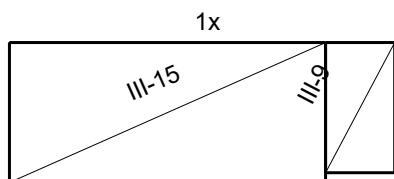
III-18 319 x 215  
III-21 313 x 215  
III-26 110 x 79



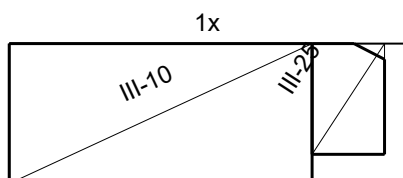
III-23 493 x 215



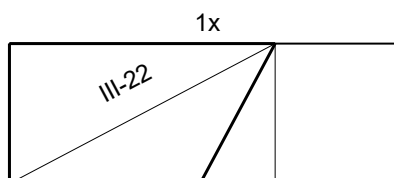
III-2 485 x 215  
III-1 115 x 215



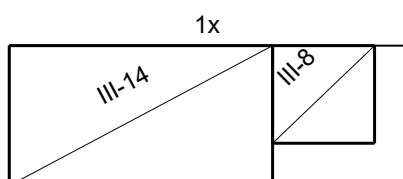
III-15 480 x 215  
III-9 200 x 105



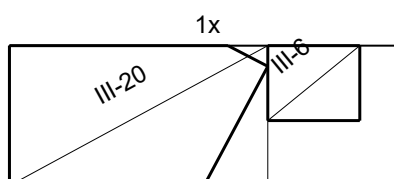
III-10 460 x 215  
III-25 110 x 170



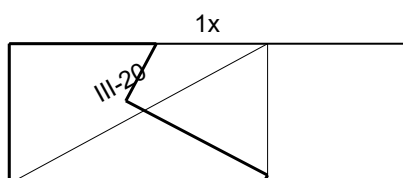
III-22 403 x 215



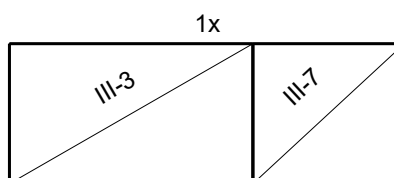
III-14 400 x 215  
III-8 155 x 150



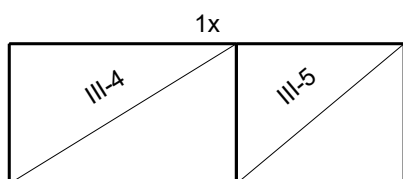
III-20 392 x 215  
III-6 140 x 115



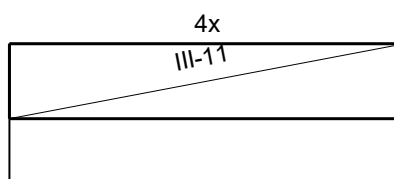
III-20 392 x 215



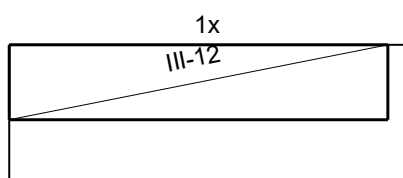
III-3 370 x 215  
III-7 230 x 215



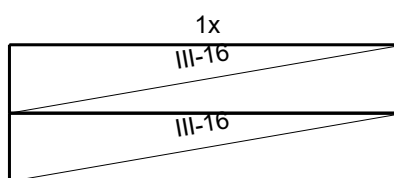
III-4 345 x 215  
III-5 255 x 215



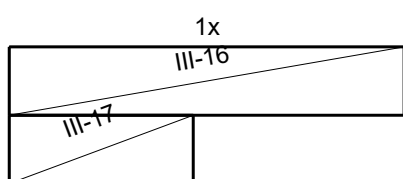
III-11 600 x 115



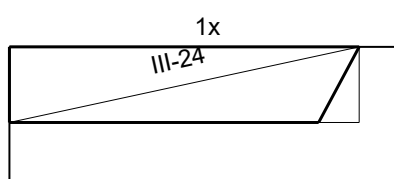
III-12 575 x 115



III-16 600 x 105  
III-16 600 x 105

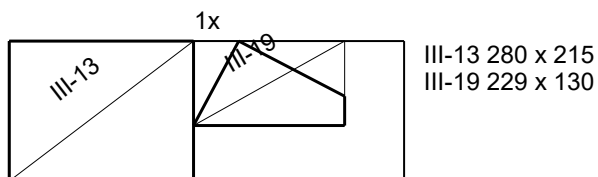


III-16 600 x 105  
III-17 280 x 105

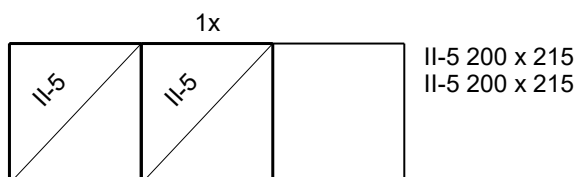
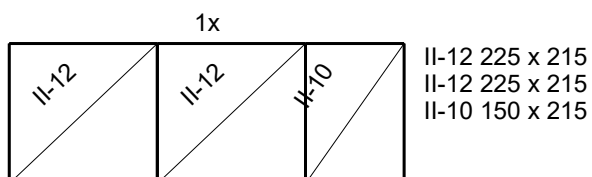
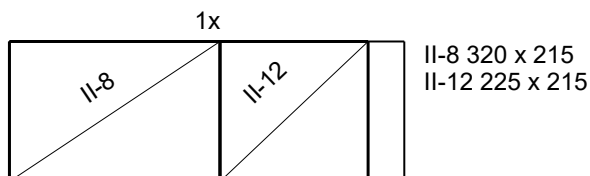
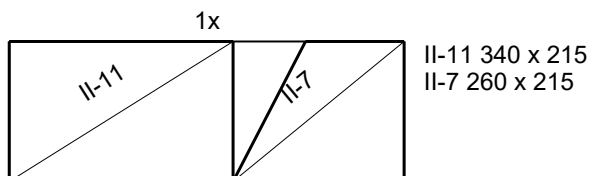
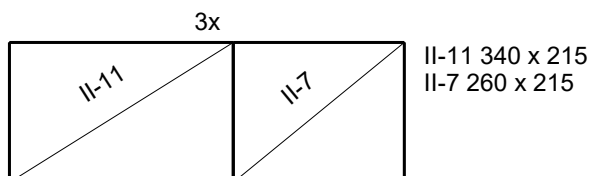
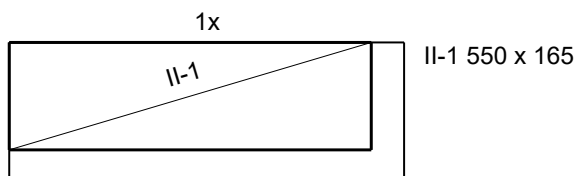
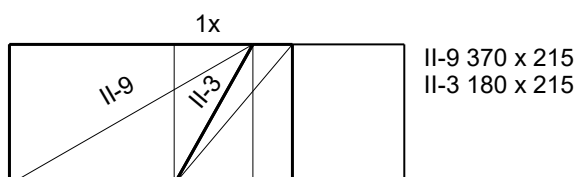
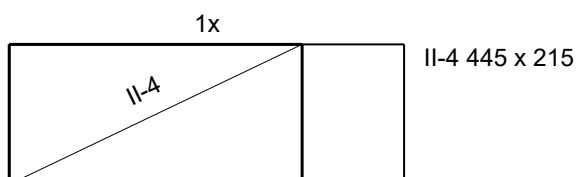
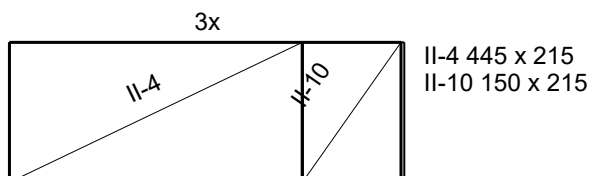
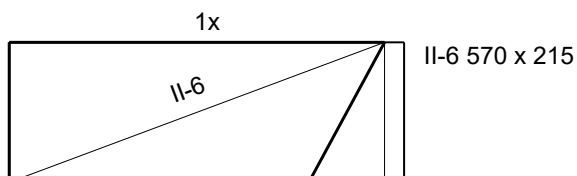


III-24 531 x 116

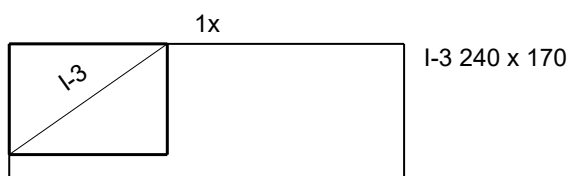
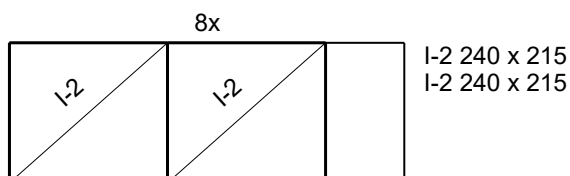
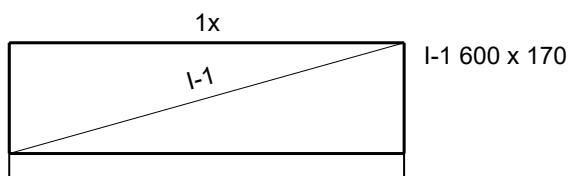
Mreže - plan rezanja – D2 – 300 – 1. KAT - PLOČA




Q-335 (600 cm x 215 cm)



Q-524 (600 cm x 215 cm)


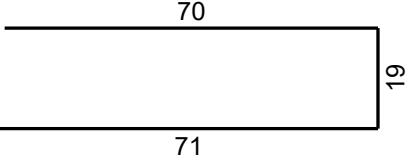
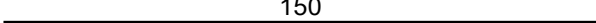
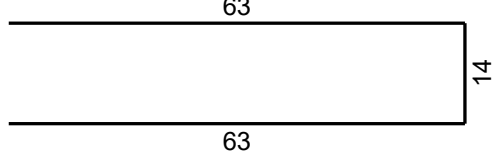
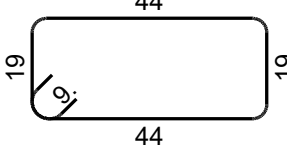




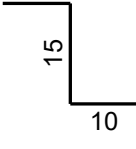


**Šipke – specifikacija – D2 – 400 - ATIKA**

ozn	oblik i mjere [cm]	Ø	lg [m]	n [kom]	lgn [m]
B500B					
1	600	16	6.00	2	12.00
2	600	12	6.00	30	180.00
3	550	12	5.50	2	11.00
4	500	12	5.00	2	10.00
5	430	12	4.30	2	8.60
6	420	12	4.20	2	8.40
7	380	12	3.80	2	7.60
8	350	12	3.50	2	7.00
9	250	12	2.50	6	15.00
10	220	12	2.20	2	4.40
11	200	12	2.00	4	8.00
12	150	12	1.50	4	6.00
13	100	12	1.00	2	2.00
14	600	8	6.00	64	384.00
15	550	8	5.50	4	22.00
16	500	8	5.00	4	20.00
17	420	8	4.20	4	16.80
18	370	8	3.70	4	14.80
19	350	8	3.50	4	14.00
20	260	8	2.60	4	10.40
21	250	8	2.50	4	10.00
22	240	8	2.40	4	9.60
23	230	8	2.30	4	9.20
24		8	2.20	3	6.60






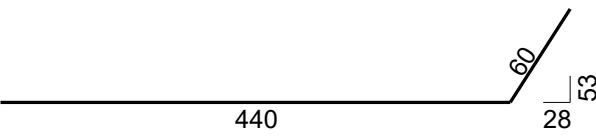
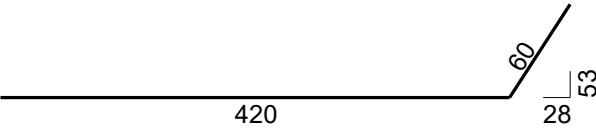




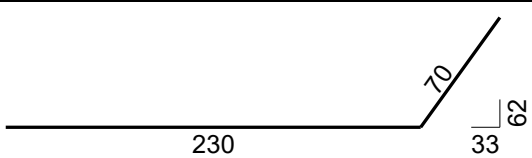

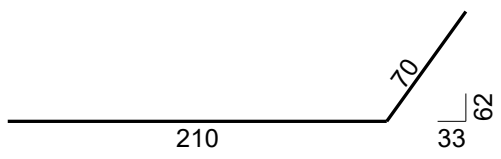




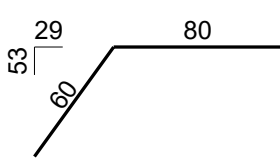
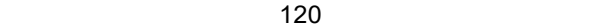
Šipke – specifikacija – D2 – 400 - ATIKA

ozn	oblik i mjere [cm]	Ø	lg [m]	n [kom]	lgn [m]
25		8	2.00	4	8.00
26		8	1.60	35	56.00
27		8	1.50	4	6.00
28		8	1.40	48	67.20
29		8	1.44	3	4.32
30		8	1.20	206	247.20
31		8	1.20	95	114.00
32		8	1.20	4	4.80
33		8	1.00	8	8.00
34		8	0.35	1800	630.00

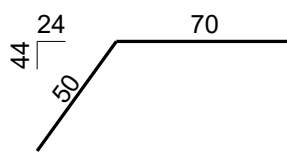
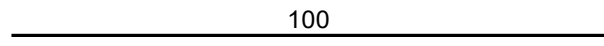
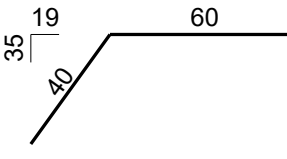
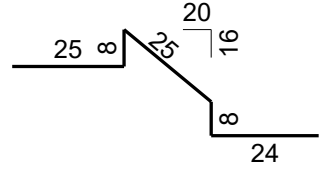
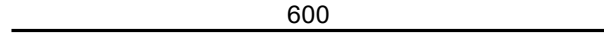
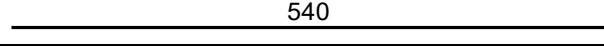
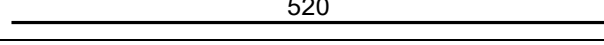
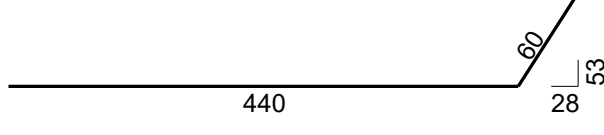
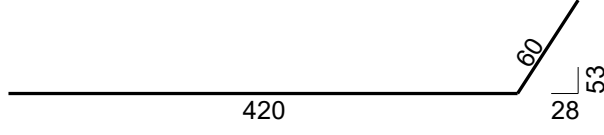
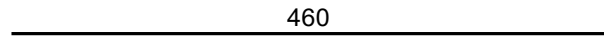
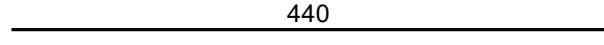
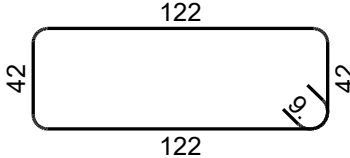

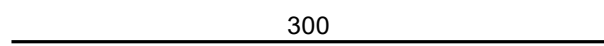
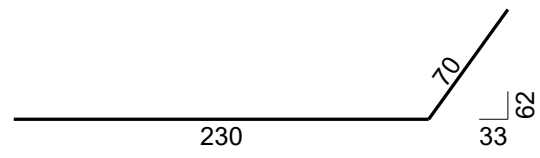
**Šipke – rekapitulacija – D2 – 400 - ATIKA**

Ø [mm]	lgn [m]	Jedinična težina [kg/m']	Težina [kg]
B500B			
8	1662.92	0.40	656.85
12	268.00	0.89	237.98
16	12.00	1.58	18.96
<b>Ukupno (B500B)</b>			<b>913.80</b>


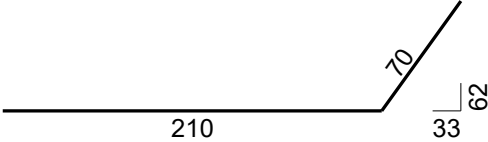
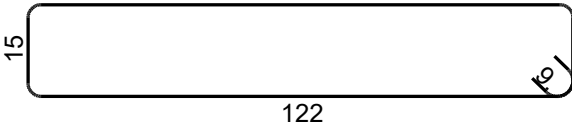

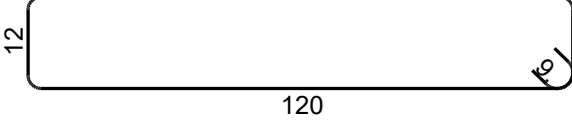

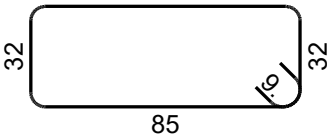


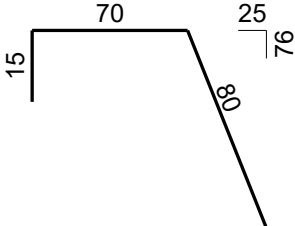

Šipke – specifikacija – **ULAZNO STEPENIŠTE**

ozn	oblik i mjere [cm]	Ø	lg [m]	n [kom]	lgn [m]
B500B					
1		12	6.00	12	72.00
2		12	5.40	6	32.40
3		12	5.20	6	31.20
4		12	5.00	2	10.00
5		12	4.80	4	19.20
6		12	4.60	4	18.40
7		12	4.40	4	17.60
8		12	3.20	4	12.80
9		12	3.00	12	36.00
10		12	3.00	4	12.00
11		12	2.80	4	11.20
12		12	2.80	4	11.20
13		12	2.40	10	24.00
14		12	2.00	4	8.00
15		12	1.66	18	29.88
16		12	1.40	4	5.60
17		12	1.40	2	2.80
18		12	1.20	4	4.80


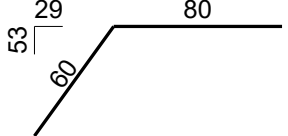




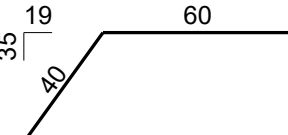
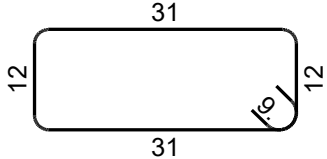
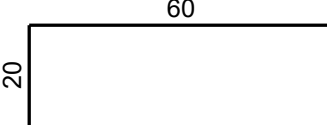
Šipke – specifikacija – **ULAZNO STEPENIŠTE**

ozn	oblik i mjere [cm]	Ø	lg [m]	n [kom]	lgn [m]
19		12	1.20	2	2.40
20		12	1.00	4	4.00
21		12	1.00	2	2.00
22		10	0.90	260	234.00
23		8	6.00	28	168.00
24		8	5.40	14	75.60
25		8	5.20	10	52.00
26		8	5.00	7	35.00
27		8	4.80	7	33.60
28		8	4.60	14	64.40
29		8	4.40	1	4.40
30		8	3.46	182	629.72
31		8	3.20	7	22.40
32		8	3.00	14	42.00
33		8	3.00	7	21.00

Šipke – specifikacija – **ULAZNO STEPENIŠTE**

ozn	oblik i mjere [cm]	Ø	lg [m]	n [kom]	lgn [m]
34		8	2.80	28	78.40
35		8	2.80	14	39.20
36		8	2.92	12	35.04
37		8	2.86	67	191.62
38		8	2.82	6	16.92
39		8	2.40	30	72.00
40		8	2.52	52	131.04
41		8	2.00	89	178.00
42		8	2.00	14	28.00
43		8	1.65	52	85.80
44		8	1.50	9	13.50

Šipke – specifikacija – **ULAZNO STEPENIŠTE**

ozn	oblik i mjere [cm]	Ø	lg [m]	n [kom]	lgn [m]
45		8	1.40	14	19.60
46		8	1.40	7	9.80
47		8	1.30	9	11.70
48		8	1.20	8	9.60
50		8	1.10	182	200.20
51		8	1.00	14	14.00
52		8	1.00	7	7.00
53		8	1.04	31	32.24
54		8	0.80	128	102.40

Šipke - rekapitulacija oplata – **ULAZNO STEPENIŠTE**

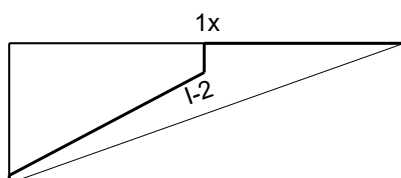
Ø [mm]	lgn [m]	Jedinična težina [kg/m']	Težina [kg]
B500B			
8	2424.18	0.40	957.55
10	234.00	0.62	144.38
12	367.48	0.89	326.32
<b>Ukupno</b>			<b>1428.25</b>

Mreže – specifikacija – **ULAZNO STEPENIŠTE**

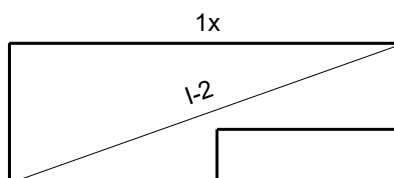
Pozicija	Oznaka mreže	B [cm]	L [cm]	n	Jedinična težina [kg/m <sup>2</sup> ]	Ukupna težina [kg]
B500B						
I	Q-257	215	600	3	4.16	160.99
I-1	Q-257	215	540	1	4.16	48.28
I-2	Q-257	215	600	4	4.16	214.66
I-3	Q-257	215	300	1	4.16	26.83
I-4	Q-257	185	260	1	4.16	20.03
I-5	Q-257	185	600	1	4.16	46.23
I-6	Q-257	120	236	1	4.16	11.76
I-8	Q-257	215	512	1	4.16	45.78
I-9	Q-257	215	423	1	4.16	37.80
I-10	Q-257	206	177	1	4.16	15.21
I-11	Q-257	132	283	1	4.16	15.46
I-12	Q-257	200	278	1	4.16	23.19
I-13	Q-257	110	340	1	4.16	15.58
I-14	Q-257	180	272	1	4.16	20.31
I-15	Q-257	215	555	1	4.16	49.64
I-16	Q-257	164	340	2	4.16	46.42
I-17	Q-257	120	300	1	4.16	14.96
I-18	Q-257	215	329	1	4.16	29.43
<b>Ukupno</b>						<b>842.56</b>

Mreže - plan rezanja – **ULAZNO STEPENIŠTE**

B500B
Q-257 (600 cm x 215 cm)

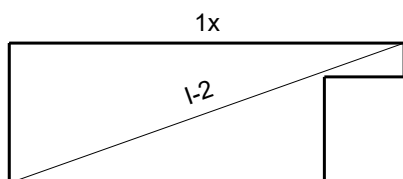


I-2 600 x 215

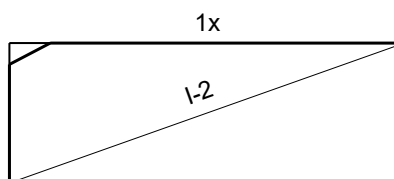


I-2 600 x 215

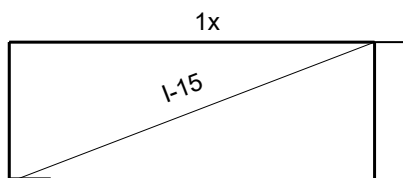
Mreže - plan rezanja – **ULAZNO STEPENIŠTE**



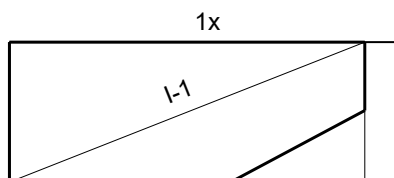
I-2 600 x 215



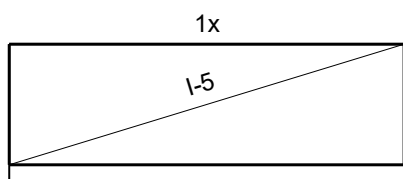
I-2 600 x 215



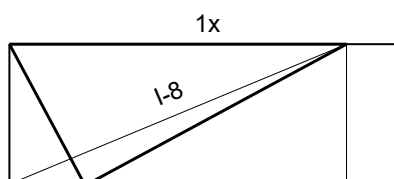
I-15 555 x 215



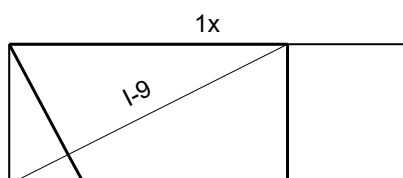
I-1 540 x 215



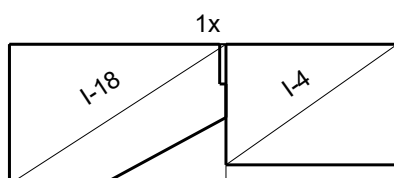
I-5 600 x 185



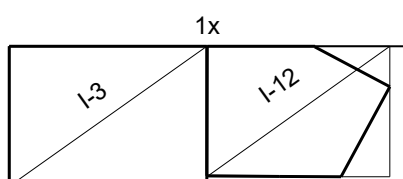
I-8 512 x 215



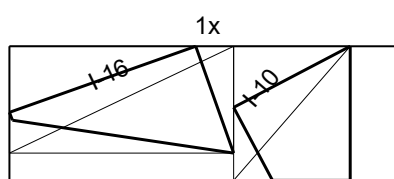
I-9 423 x 215



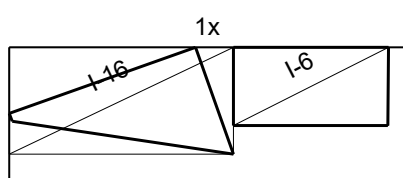
I-18 329 x 215  
I-4 260 x 185



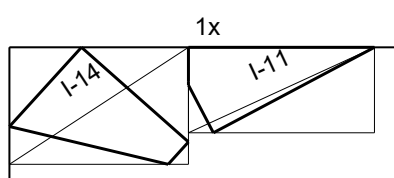
I-3 300 x 215  
I-12 278 x 200



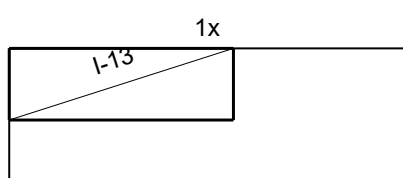
I-16 340 x 164  
I-10 177 x 206



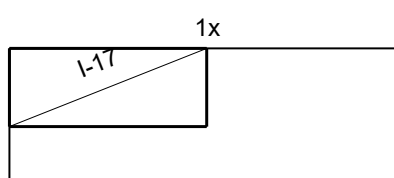
I-16 340 x 164  
I-6 236 x 120



I-14 272 x 180  
I-11 283 x 132



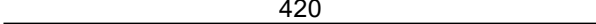
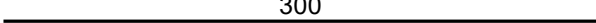
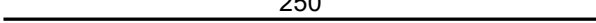
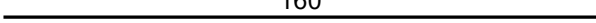
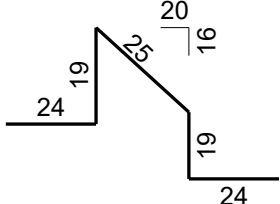
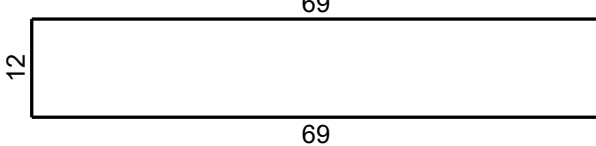
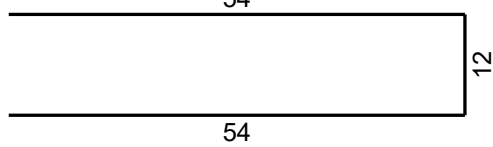
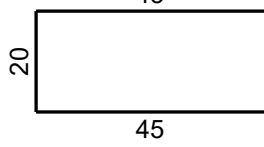
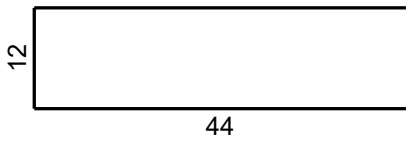
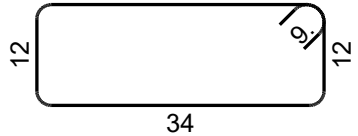
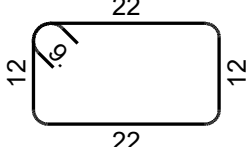
I-13 340 x 110



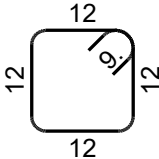
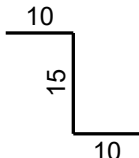
I-17 300 x 120



Šipke – specifikacija – **SPREMNIK ZA SPREMIŠTE OD PLINA**

	oblik i mjere [cm]	Ø	lg [m]	n [kom]	lg <sub>n</sub> [m]
B500B					
1		12	4.20	12	50.40
2		12	3.00	2	6.00
3		12	2.50	18	45.00
4		12	1.60	12	19.20
6		10	1.11	15	16.65
7		8	1.50	71	106.50
8		8	1.20	102	122.40
9		8	1.10	82	90.20
10		8	1.00	76	76.00
11		8	1.10	17	18.70
12		8	0.86	13	11.18

Šipke – specifikacija – **SPREMNIK ZA SPREMIŠTE OD PLINA**

	oblik i mjere [cm]	Ø	lg [m]	n [kom]	lgn [m]
13		8	0.66	13	8.58
14		8	0.35	100	35.00

Šipke – rekapitulacija – **SPREMNIK ZA SPREMIŠTE OD PLINA**

Ø [mm]	lgn [m]	Jedinična težina [kg/m']	Težina [kg]
B500B			
8	468.56	0.40	185.08
10	16.65	0.62	10.27
12	120.60	0.89	107.09
<b>Ukupno (B500B)</b>			<b>302.45</b>

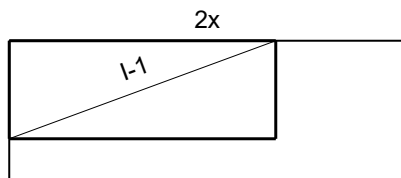
Mreže – specifikacija – **SPREMNIK ZA SPREMIŠTE OD PLINA**

Pozicija	Oznaka mreže	B [cm]	L [cm]	n	Jedinična težina [kg/m2]	Ukupna težina [kg]
B500B						
I-1	Q-257	150	404	2	4.16	50.46
I-2	Q-257	150	255	4	4.16	63.65
I-3	Q-257	175	255	2	4.16	37.13
I-4	Q-257	215	255	4	4.16	91.23
<b>Ukupno</b>						<b>242.47</b>

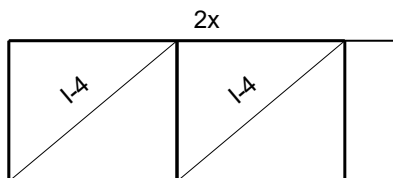
Mreže - plan rezanja – **SPREMNIK ZA SPREMIŠTE OD PLINA**

B500B

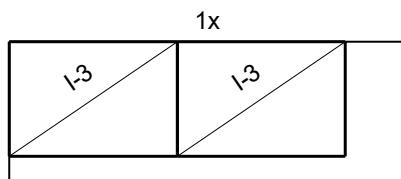
Q-257 (600 cm x 215 cm)



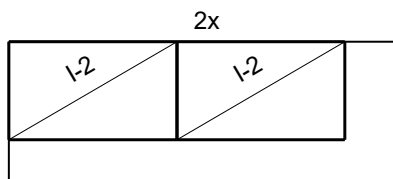
I-1 404 x 150



I-4 255 x 215  
I-4 255 x 215



I-3 255 x 175  
I-3 255 x 175

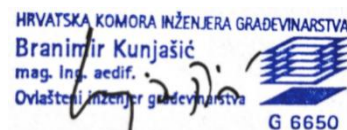


I-2 255 x 150  
I-2 255 x 150

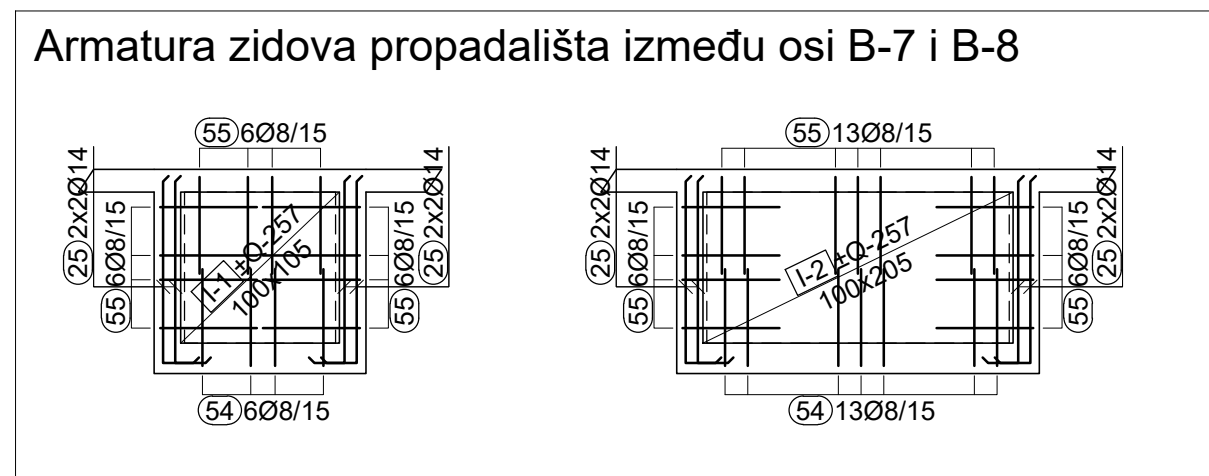
## IV / NACRTI

*Projektant:*  
BRANIMIR KUNJAŠIĆ, mag.ing.aedif.  
Ovlašteni inženjer građevinarstva  
G6650

HRVATSKA KOMORA INŽENJERA GRAĐEVINARSTVA  
Branimir Kunjašić  
mag. ing. aedif.  
Ovlašteni inženjer građevinarstva  
G 6650







### Osnovna armatura gornje zone stropa prizemlja

Osnovna armatura donje zone trakastih temelja

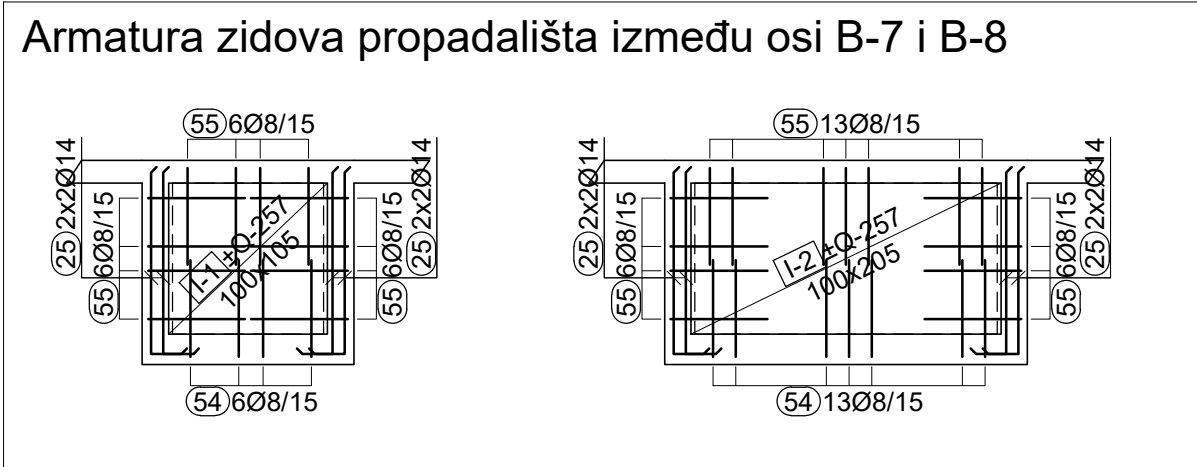
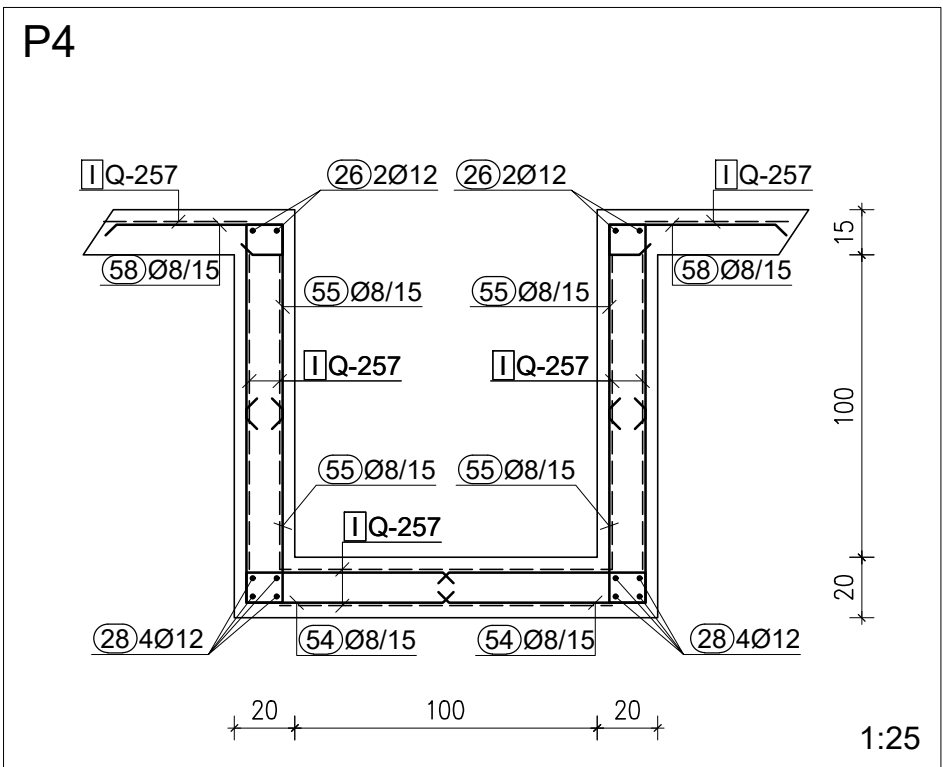
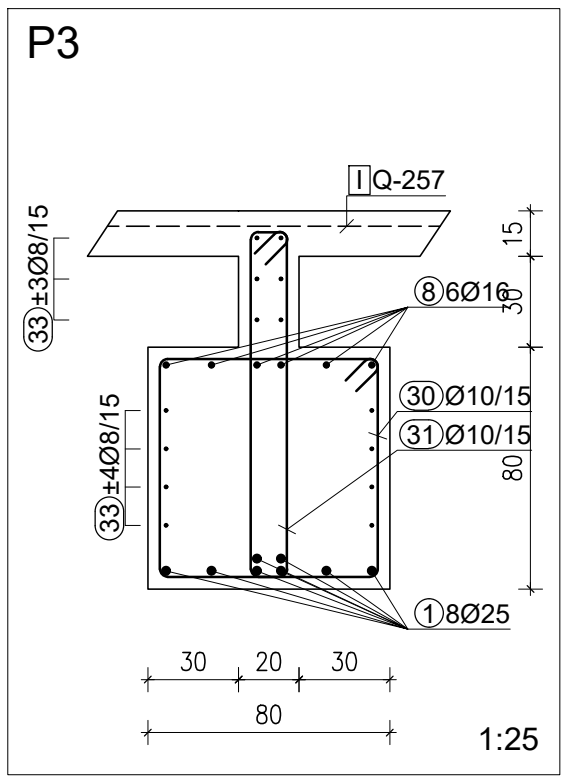
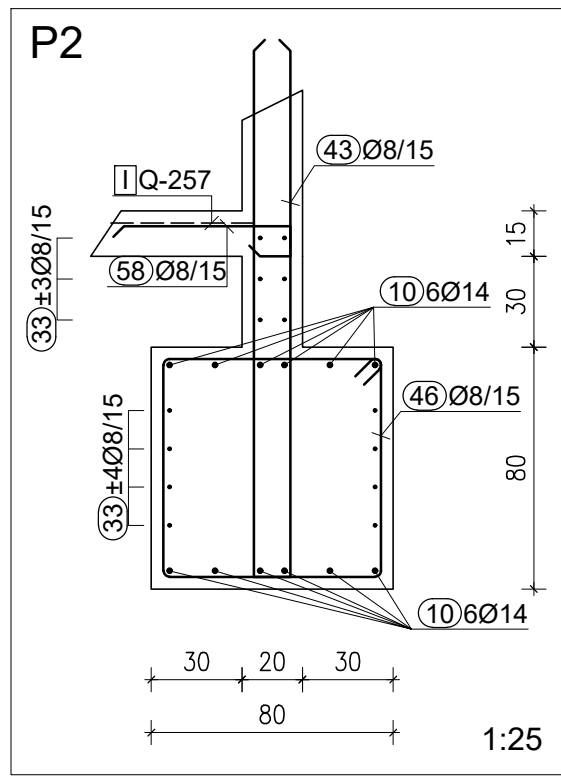
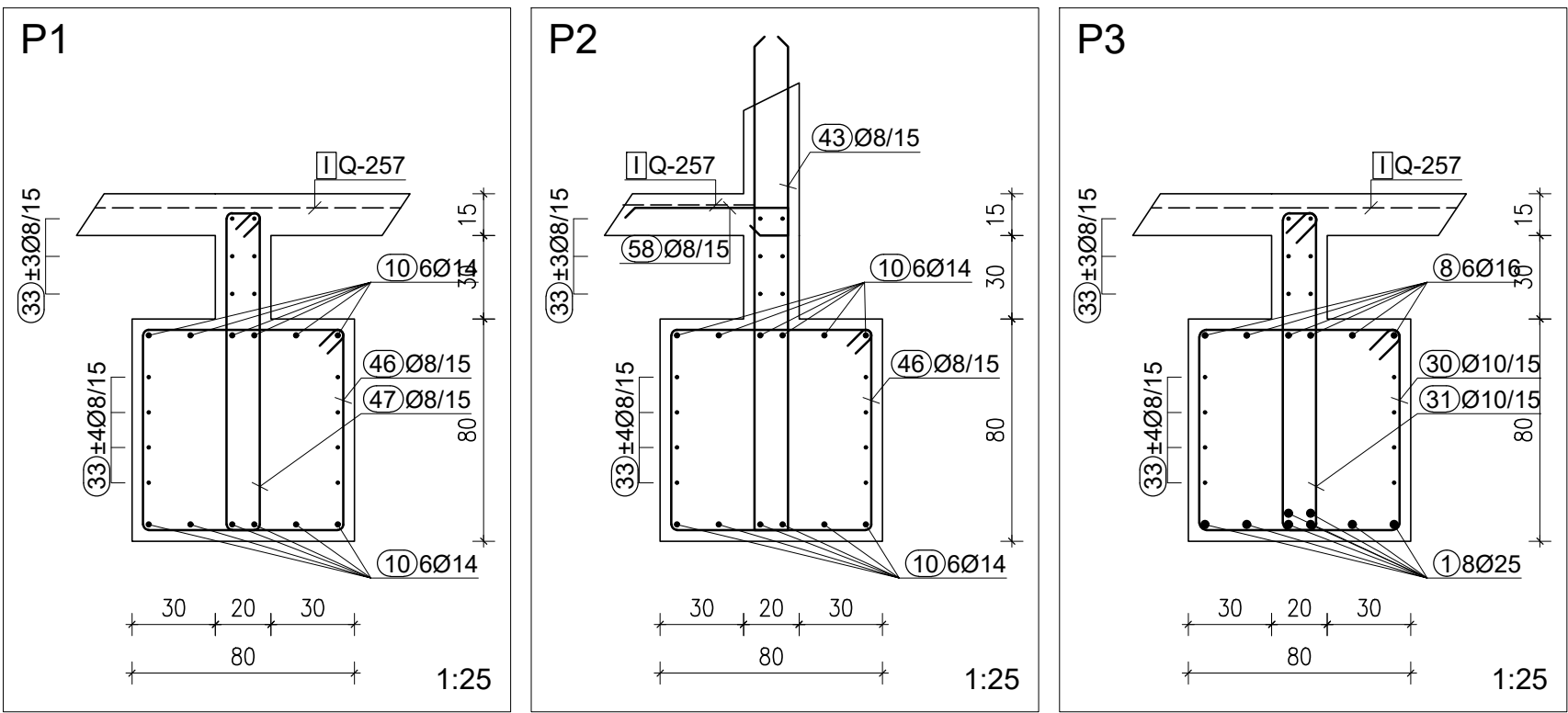
Šifra - specifikacija	oznaka	oblik i merna jedinica	Ø	l	q
1		800	25	6.00	
2		800	20	6.00	
3		800	20	5.00	
4		400	20	4.50	
5		400	20	4.00	
6		800	16	6.00	
7		500	16	5.50	
8		400	16	4.00	
9		300	16	3.00	
10		800	14	6.00	
11		540	14	5.40	
12		360	14	5.00	
13		450	14	4.50	
14		420	14	4.20	
15		400	14	4.00	
16		380	14	3.50	
17		240	14	3.20	
18		300	14	3.00	
19		280	14	2.80	
20		260	14	2.60	
21		240	14	2.40	
22		200	14	2.20	
23		200	14	2.00	
24		160	14	1.60	
25		120	14	1.40	
26		380	12	3.60	
27					

[illegible]

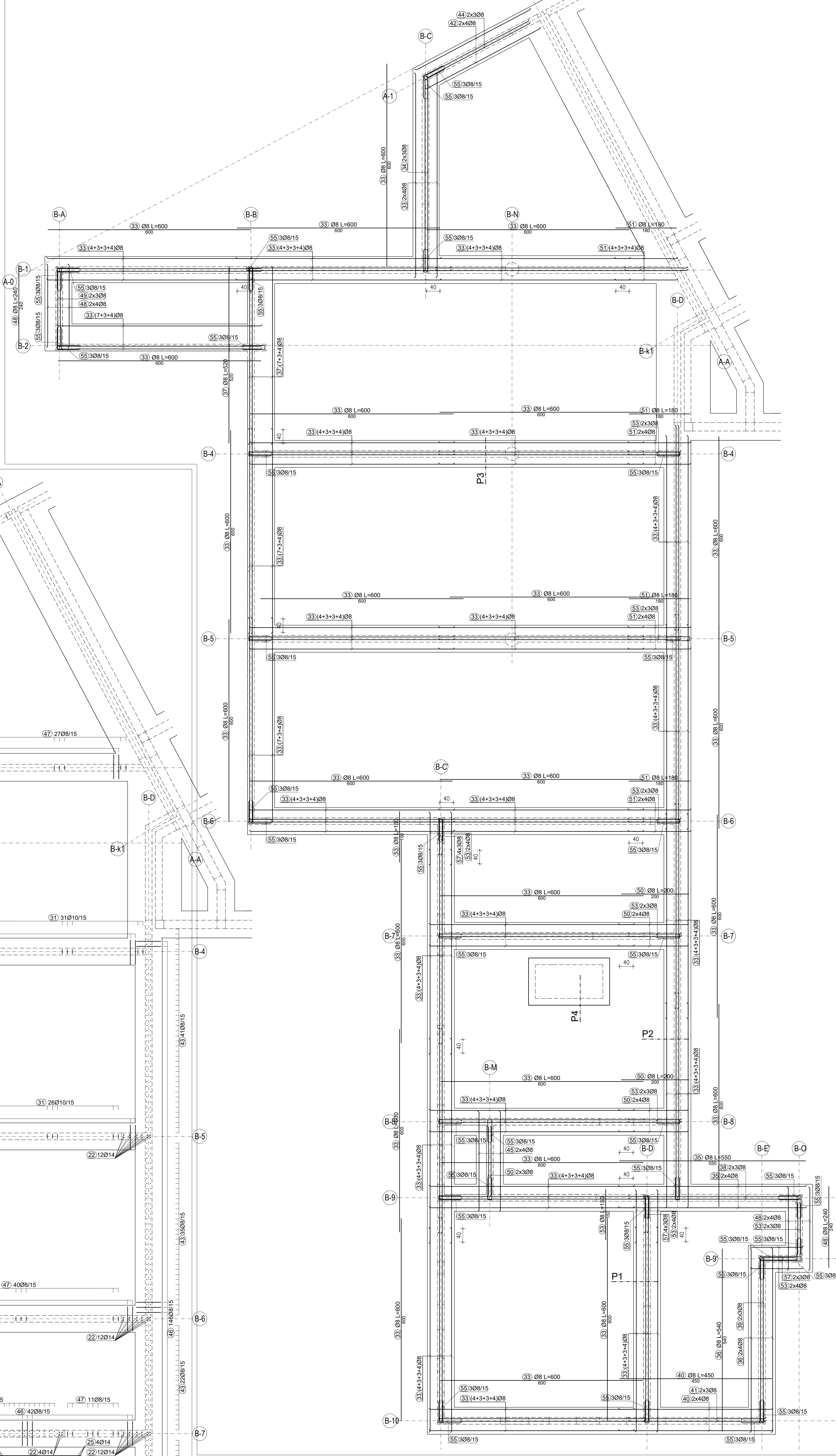
Prema planu oplate dostavljenom:  
29.01.2026.

[illegible]

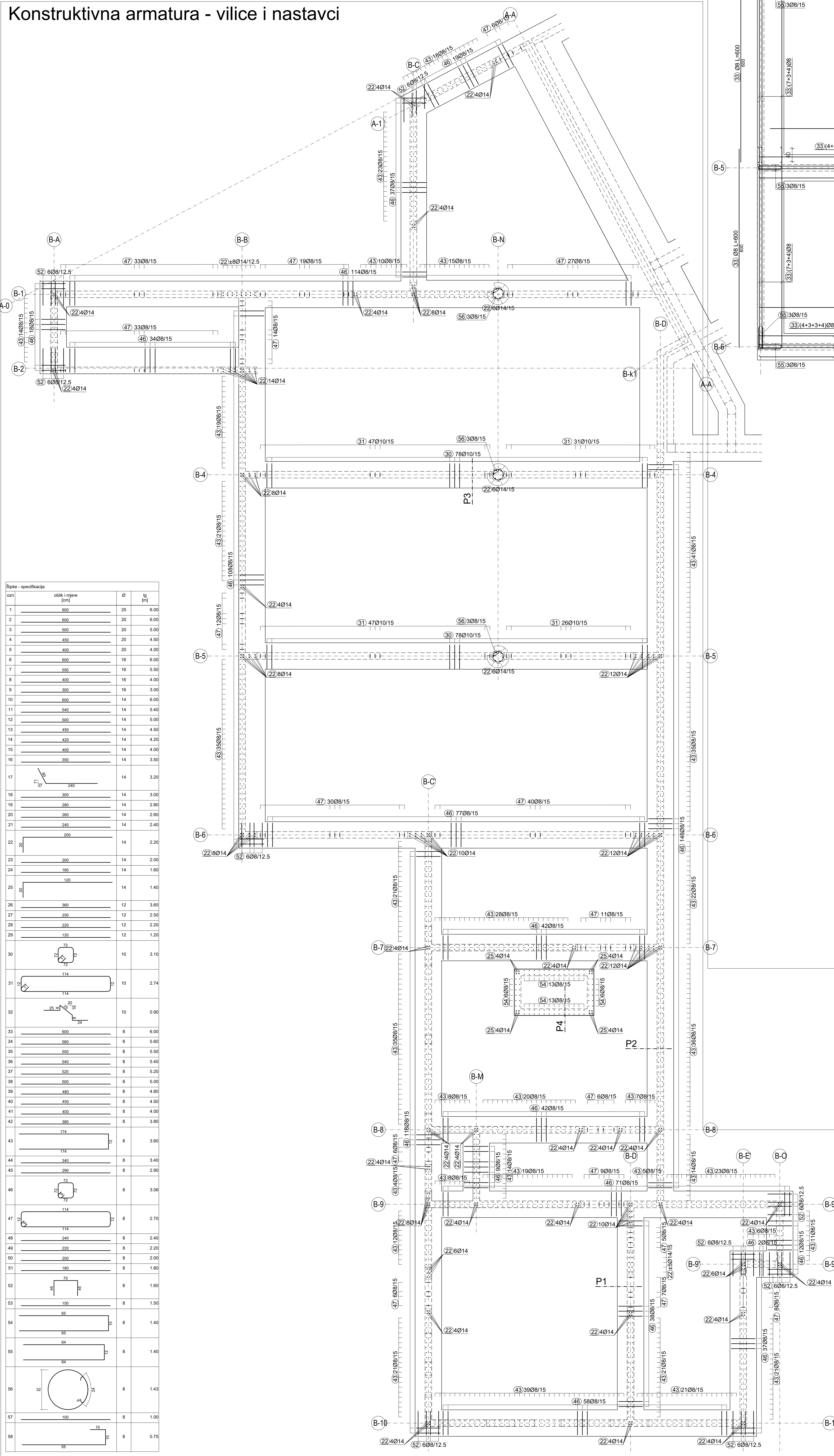




# Konstruktivna armatura - uzdužna armatura temeljnih traka i nadtemeljnih zidova



## Konstruktivna armatura - vilice i nastavci



Opis - specifikacija	dimenzije (mm)	Ø	l
1	200	25	6.00
2	200	20	6.00
3	200	20	5.00
4	200	20	4.50
5	200	20	4.00
6	200	16	6.00
7	200	16	5.50
8	200	16	4.00
9	200	16	3.00
10	200	14	6.00
11	200	14	5.40
12	200	14	5.00
13	200	14	4.20
14	200	14	4.20
15	200	14	4.00
16	200	14	3.50
17	200	14	3.20
18	200	14	3.00
19	200	14	2.80
20	200	14	2.60
21	200	14	2.40
22	200	14	2.20
23	200	14	2.00
24	200	14	1.60
25	200	14	1.40
26	200	12	3.60
27	200	12	2.50
28	200	12	2.20
29	200	12	1.20
30	200	10	3.10
31	200	10	2.74
32	200	10	0.90
33	200	8	6.00
34	200	8	5.60
35	200	8	5.50
36	200	8	5.40
37	200	8	5.20
38	200	8	5.00
39	200	8	4.80
40	200	8	4.50
41	200	8	4.00
42	200	8	3.80
43	200	8	3.60
44	200	8	3.40
45	200	8	2.90
46	200	8	3.06
47	200	8	2.70
48	200	8	2.40
49	200	8	2.20
50	200	8	2.00
51	200	8	1.80
52	200	8	1.60
53	200	8	1.50
54	200	8	1.40
55	200	8	1.40
56	200	8	1.43
57	200	8	1.00
58	200	8	0.75

Prema planu oplate dostavljenom:  
29.01.2026.

INVESTITOR: LUDOVIK BERNARDIĆ  
BRANISLAV KUNJATIĆ  
DILATACIJA 1 - POZ 100 - TEMELJI

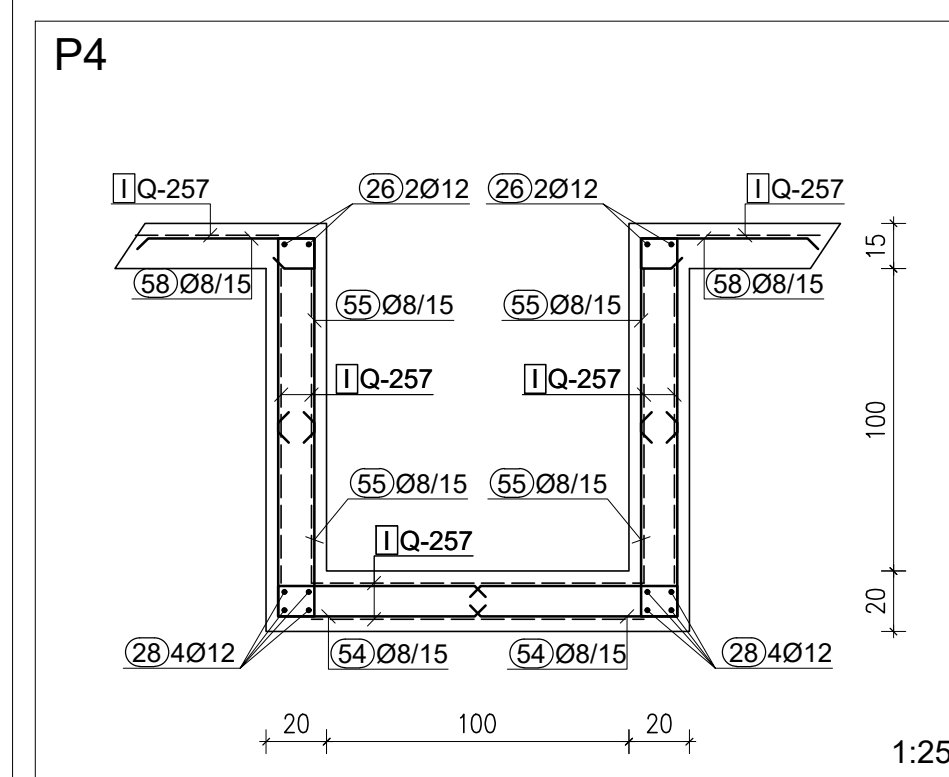
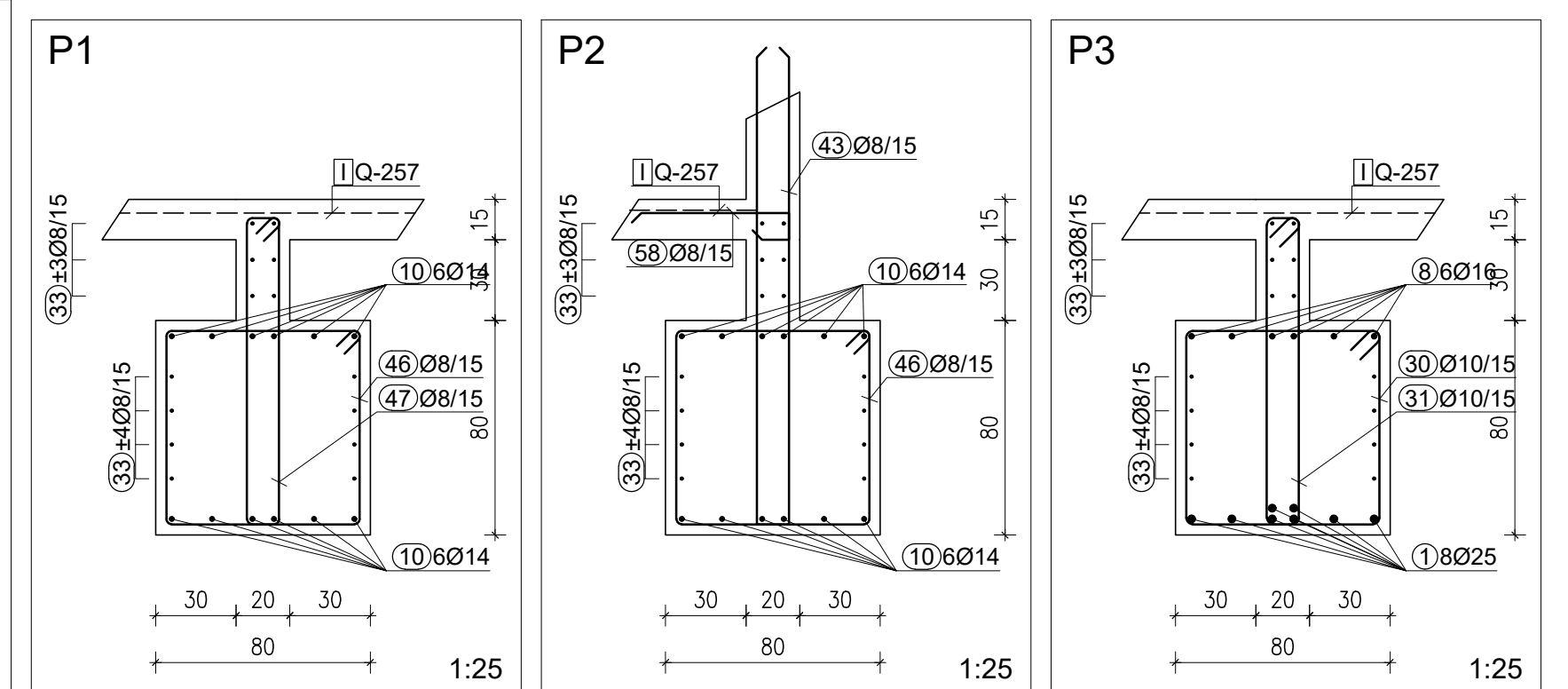
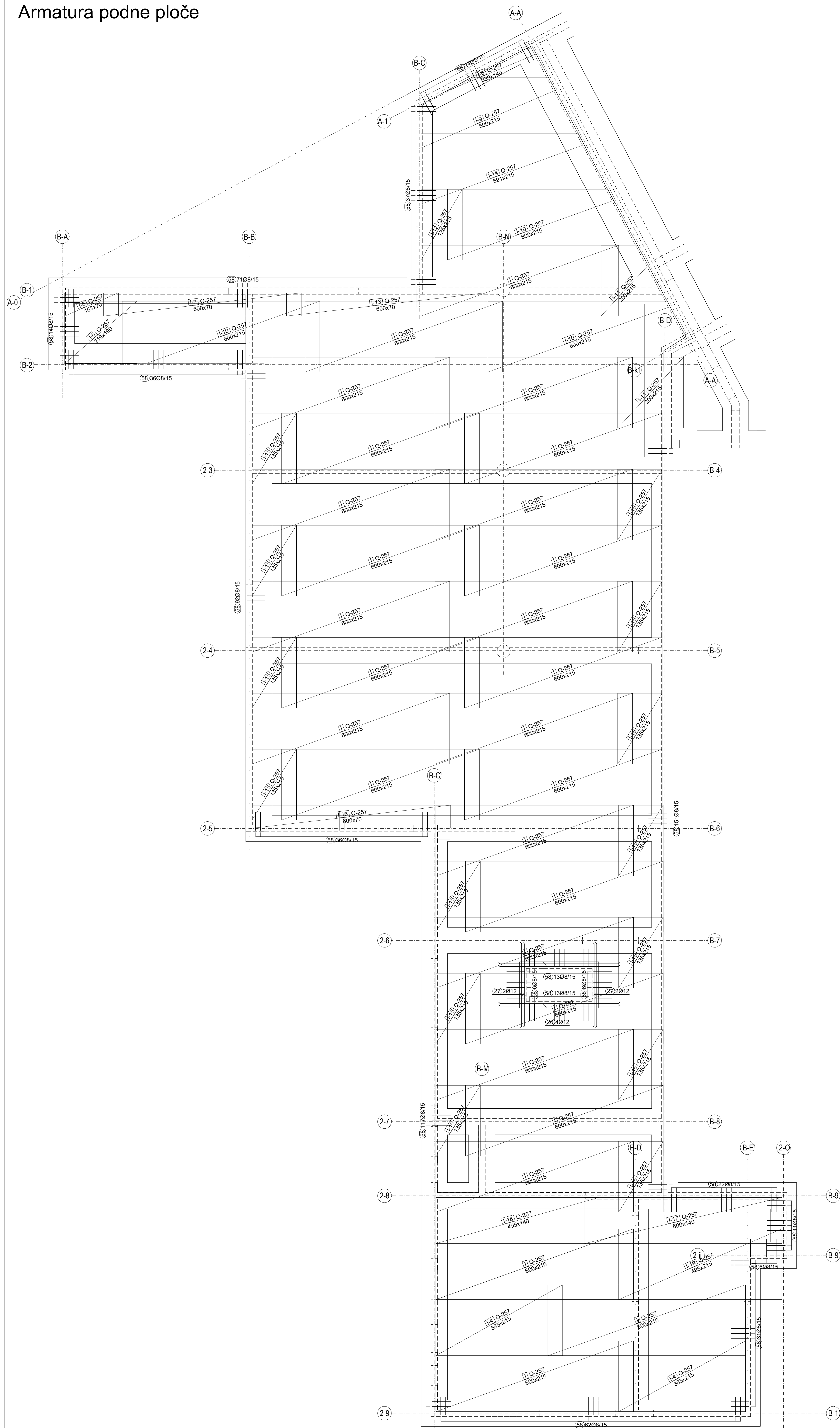
KLASA BETONA: C25/30  
ARMATURA: B500B  
ZASTITNI SLOJ BETONA: 4.0 cm

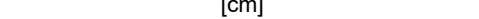

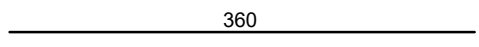
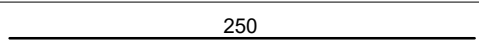
PROJEKTANT: Jurica Hladarović, dipl.ing.ing.  
IZRAĐIO: Branislav Kunjatić, mag.ing.ing.  
ZOP: JH-15/25 TD: 25-11  
DATUM: rujan 2025 MJ: 1.50  
NACRT BR: D1 - 100 - TEMELJI

PROJEKTOVALA ODRŽAVANJE IZOLACIJE GRAĐEVINE  
DILATACIJA 1 - POZ 100 - TEMELJI  
KONSTRUKTIVNA ARMATURA



### Armatura podne ploče



Spike - specifikacija				
ozn	oblik i mjere [cm]	Ø	lg [cm]	
26		12	3.6	
27		12	2.5	
32		10	0.9	
58		8	0.7	

**JAHČI - 2 KOM / m2**

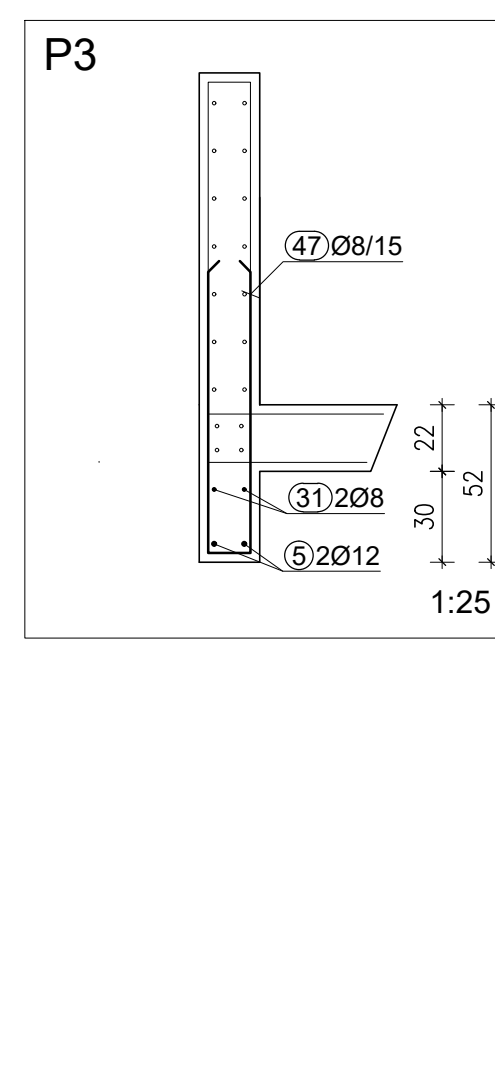
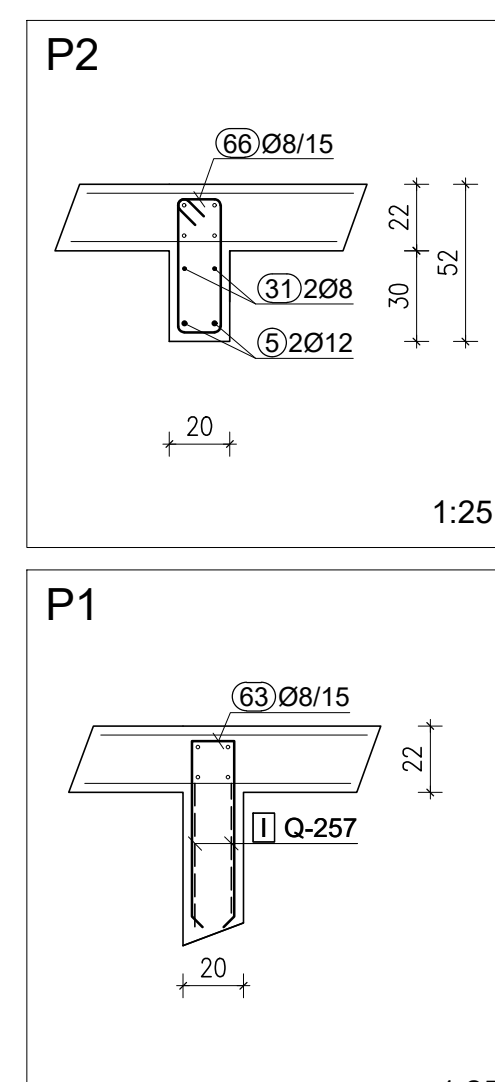
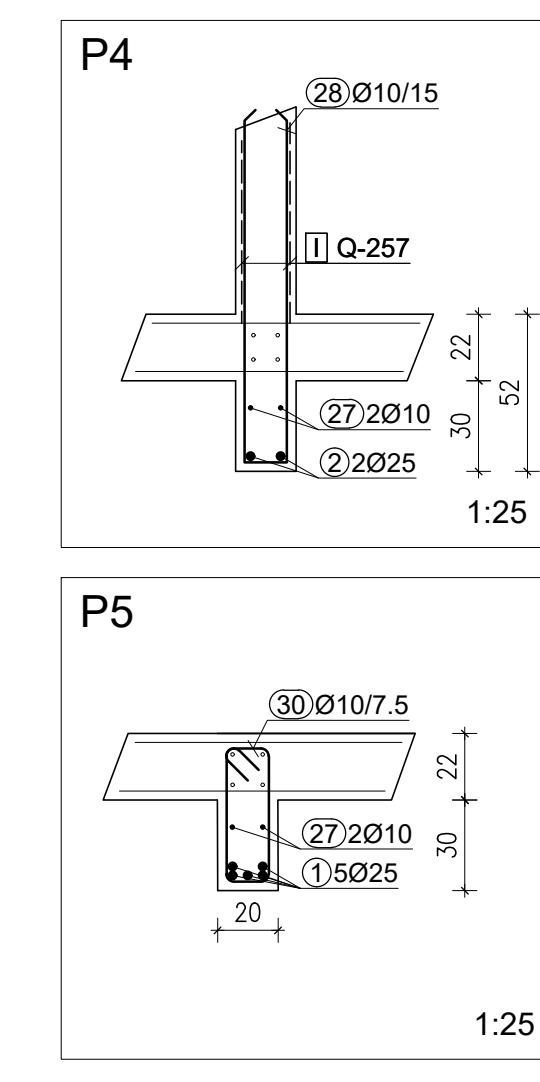
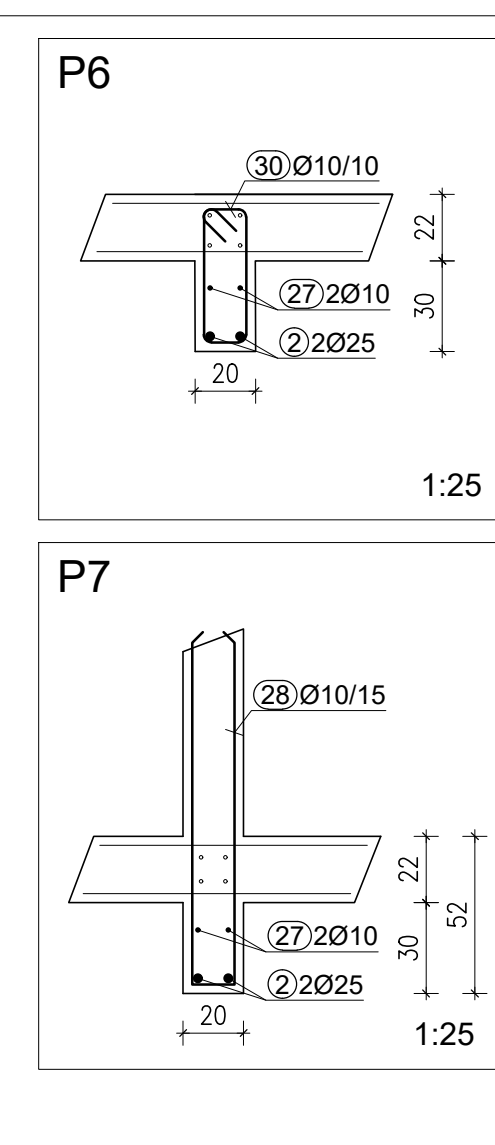
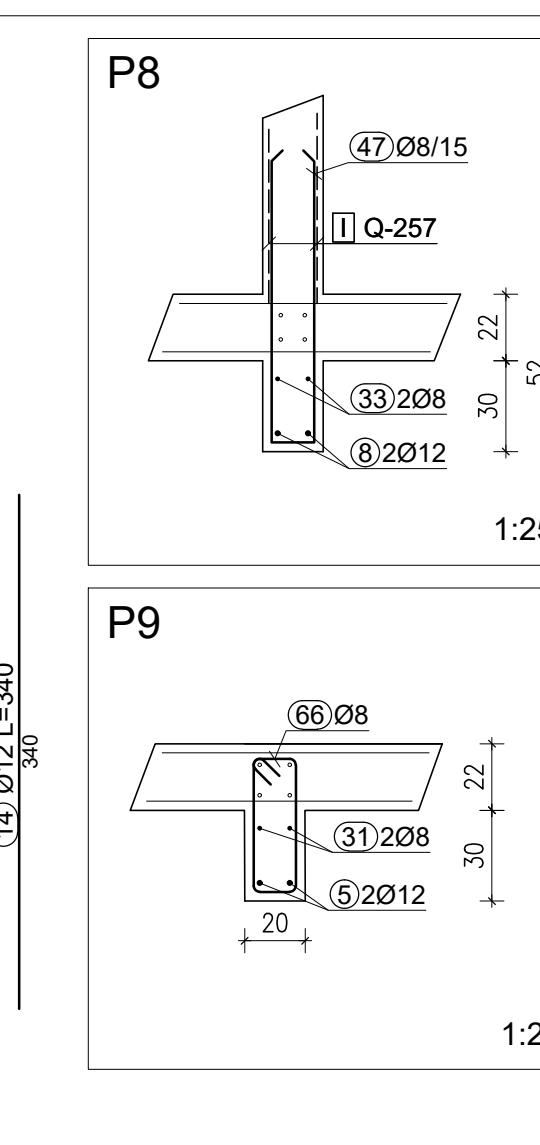
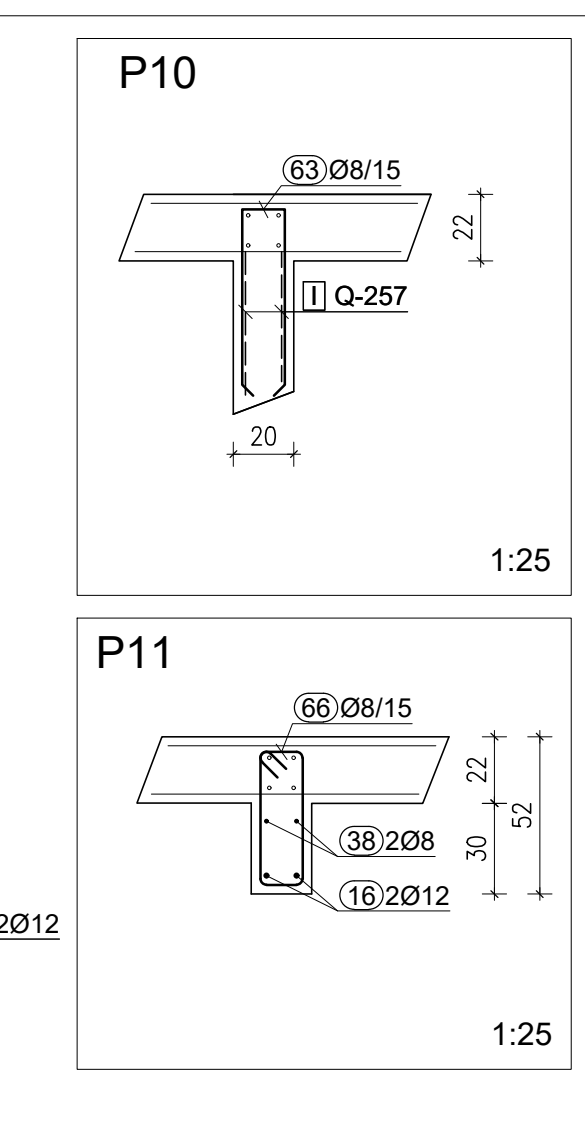
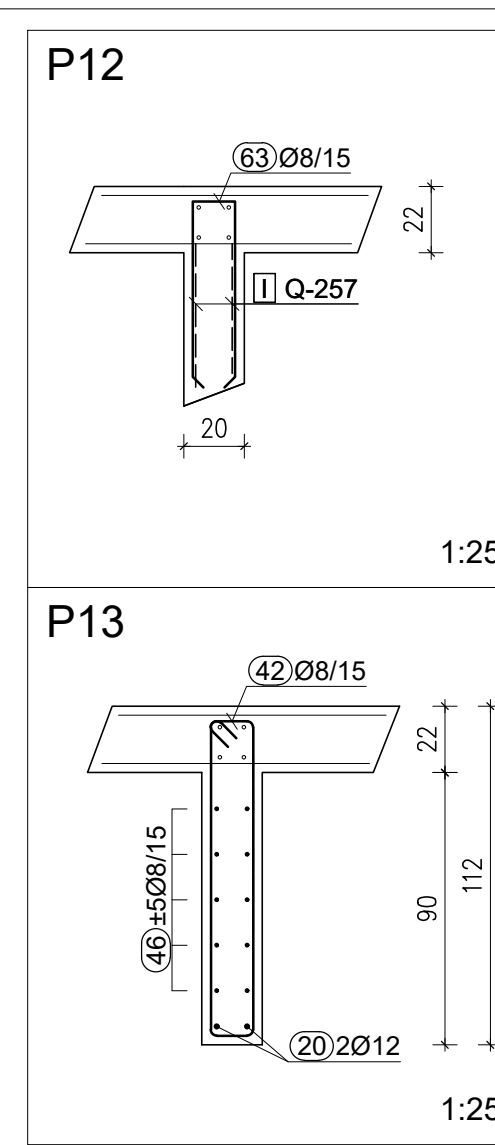
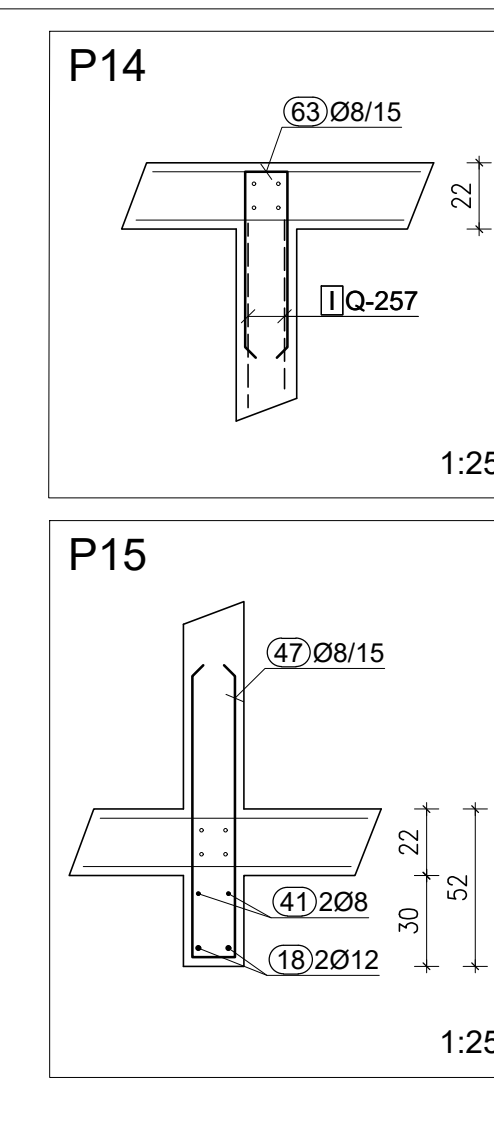
(32) 800Ø10 L=90  
 $d = 15\text{ cm}$

**NAPOMENA!**  
Preklop mreža min. 45 cm.

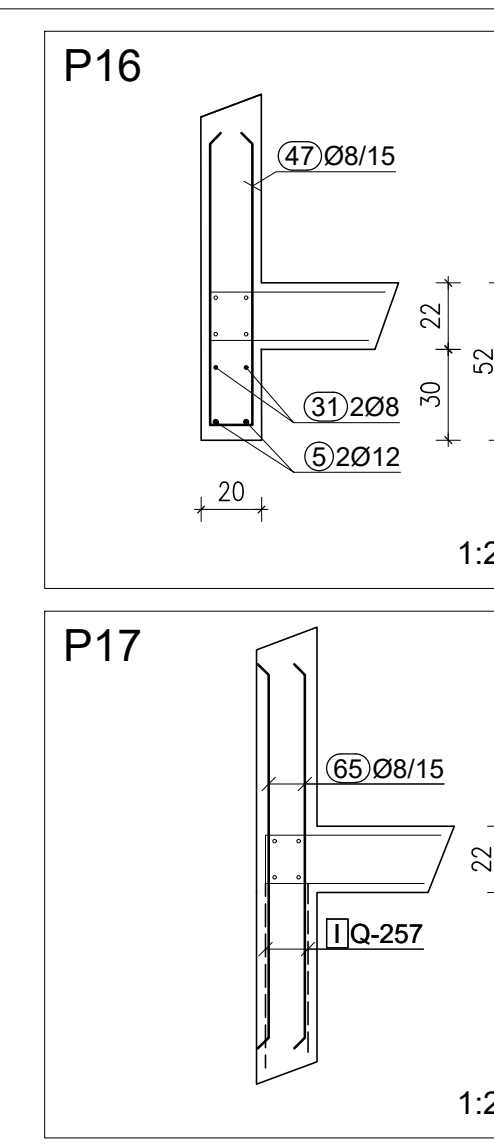
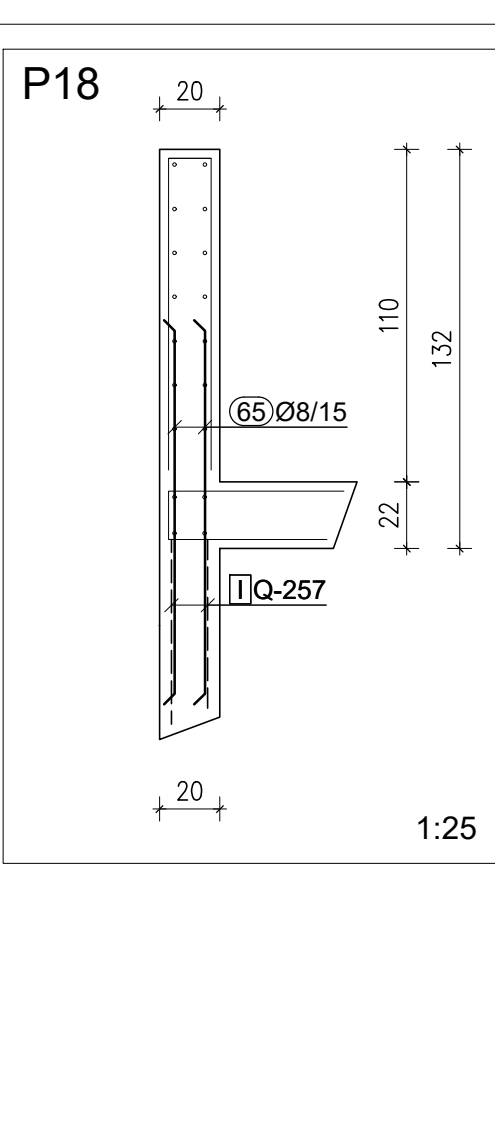
Prema planu oplate dostavljenom:  
29.01.2026.

POKLONIK KOMISIJA ZA IZVEŠTAJE GRAĐEVINARSTVA <b>Branimir Kurušić</b> inženjer građevinarstva Ovlašćenje broj: 4447  0 6150 Imenica prepoznatljiva (i.d.o.) Čovjekoljublja ulica 2a, Zagreb OIB: 14647001450	<table style="width: 100%; border-collapse: collapse;"> <tr> <td style="width: 50%;"><b>Klasa betona</b></td> <td style="width: 50%; text-align: right;"><b>C25/30</b></td> </tr> <tr> <td><b>Armatura</b></td> <td style="text-align: right;"><b>B500B</b></td> </tr> <tr> <td><b>Zaštinitni sloj betona</b></td> <td style="text-align: right;"><b>4,0 cm</b></td> </tr> </table> <p>Priloga lista armature:</p> <p style="text-align: center; font-weight: bold; font-size: 1.2em;">D1 - 100 - TEMELJI - PODNA PLOČA</p>	<b>Klasa betona</b>	<b>C25/30</b>	<b>Armatura</b>	<b>B500B</b>	<b>Zaštinitni sloj betona</b>	<b>4,0 cm</b>
<b>Klasa betona</b>	<b>C25/30</b>						
<b>Armatura</b>	<b>B500B</b>						
<b>Zaštinitni sloj betona</b>	<b>4,0 cm</b>						



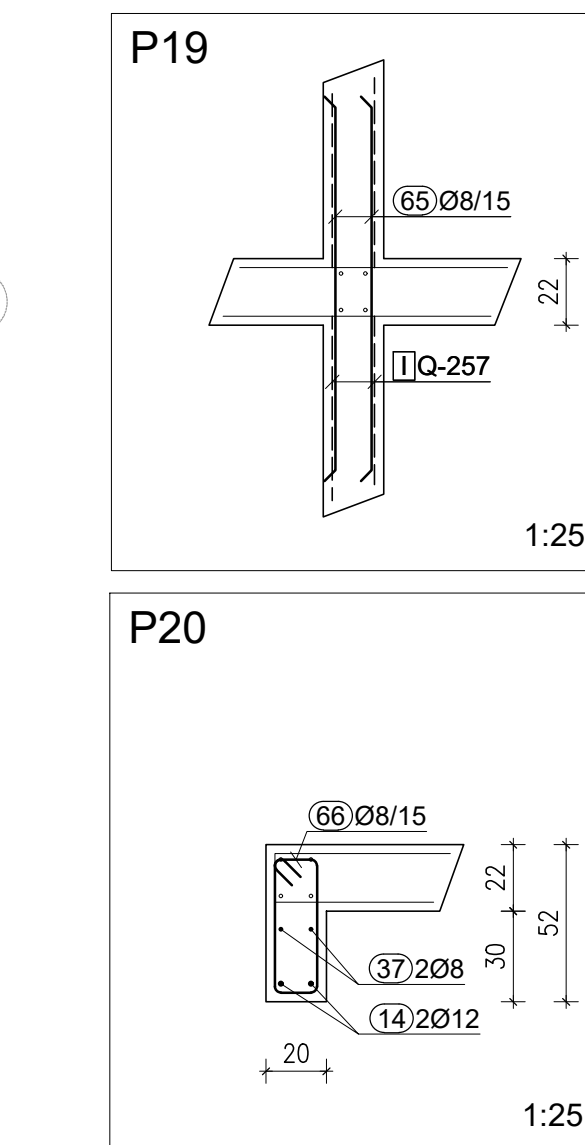
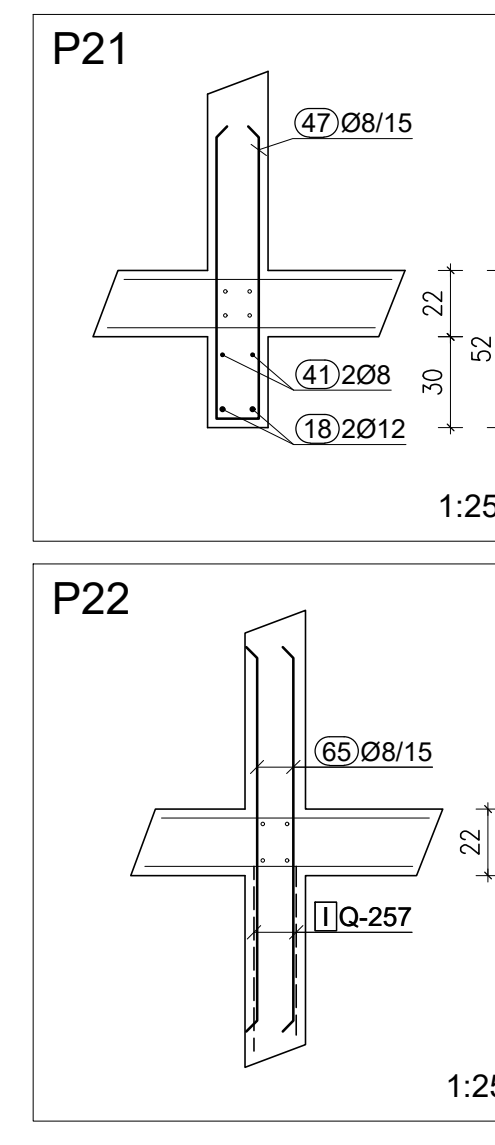
[illegible][illegible][illegible][illegible][illegible][illegible]

Technical drawing of a reinforced concrete slab (Dachstuhl) showing dimensions, reinforcement details, and structural elements. The drawing includes a plan view with dimensions in meters (m) and millimeters (mm), and a cross-section view showing the slab thickness and reinforcement layout. Key dimensions include a total width of 12.00m, a total length of 12.00m, and a slab thickness of 150mm. Reinforcement details include top and bottom bars with diameters of 12mm and 16mm, and spacing of 200mm and 150mm. The drawing also shows the location of columns and beams, and the placement of reinforcement bars.

[illegible]

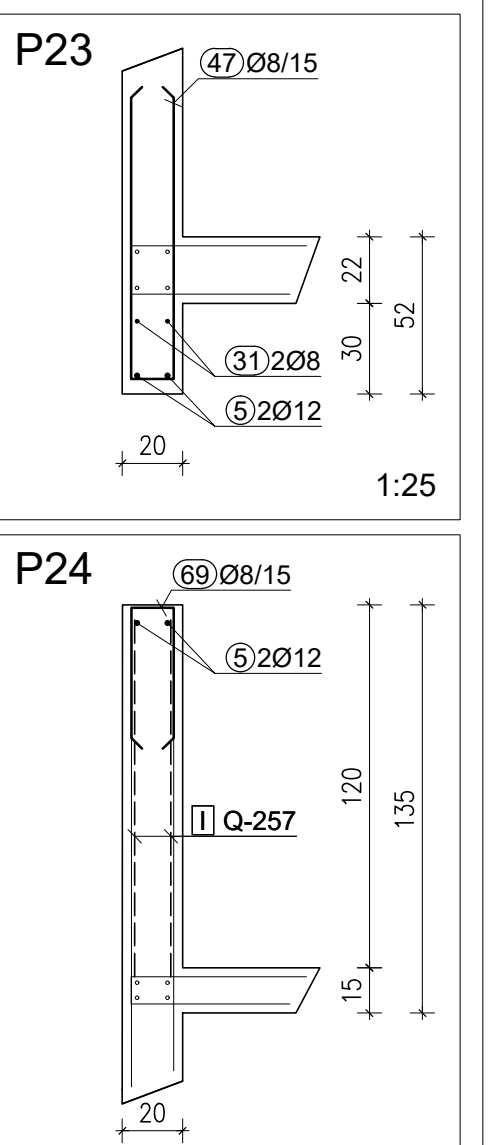
The drawing shows a cross-section of a bridge deck divided into four lanes labeled P-19, P-20, T-23, and T-22 from left to right. Key features include:

- Lanes:** Four traffic lanes are shown, each with a width of 12m x 1.5m.
- Dimensions:** Total width is 48m. Lane widths are 12m x 1.5m. Shoulder widths are 3.75m and 3.0m.
- Reinforcement:** Top reinforcement includes bars #6 @ 200mm/15 and #6 @ 200mm/15. Bottom reinforcement includes bars #6 @ 200mm/15 and #6 @ 200mm/15.
- Labels:** Lane labels include P-19, P-20, T-23, and T-22. Reinforcement labels include #6 @ 200mm/15 and #6 @ 200mm/15.

[illegible]

Technical drawing of a building facade elevation. The drawing shows a series of windows and doors with various dimensions and labels. Key features include:

- Windows:** Labeled with numbers like 31, 47, 52, 69, 75, 83, 88, 90, 91, 92, 93, 94, 95, 96, 97, 98, 99, 100, 101, 102, 103, 104, 105, 106, 107, 108, 109, 110, 111, 112, 113, 114, 115, 116, 117, 118, 119, 120, 121, 122, 123, 124, 125, 126, 127, 128, 129, 130, 131, 132, 133, 134, 135, 136, 137, 138, 139, 140, 141, 142, 143, 144, 145, 146, 147, 148, 149, 150, 151, 152, 153, 154, 155, 156, 157, 158, 159, 160, 161, 162, 163, 164, 165, 166, 167, 168, 169, 170, 171, 172, 173, 174, 175, 176, 177, 178, 179, 180, 181, 182, 183, 184, 185, 186, 187, 188, 189, 190, 191, 192, 193, 194, 195, 196, 197, 198, 199, 200, 201, 202, 203, 204, 205, 206, 207, 208, 209, 210, 211, 212, 213, 214, 215, 216, 217, 218, 219, 220, 221, 222, 223, 224, 225, 226, 227, 228, 229, 230, 231, 232, 233, 234, 235, 236, 237, 238, 239, 240, 241, 242, 243, 244, 245, 246, 247, 248, 249, 250, 251, 252, 253, 254, 255, 256, 257, 258, 259, 260, 261, 262, 263, 264, 265, 266, 267, 268, 269, 270, 271, 272, 273, 274, 275, 276, 277, 278, 279, 280, 281, 282, 283, 284, 285, 286, 287, 288, 289, 290, 291, 292, 293, 294, 295, 296, 297, 298, 299, 300, 301, 302, 303, 304, 305, 306, 307, 308, 309, 310, 311, 312, 313, 314, 315, 316, 317, 318, 319, 320, 321, 322, 323, 324, 325, 326, 327, 328, 329, 330, 331, 332, 333, 334, 335, 336, 337, 338, 339, 340, 341, 342, 343, 344, 345, 346, 347, 348, 349, 350, 351, 352, 353, 354, 355, 356, 357, 358, 359, 360, 361, 362, 363, 364, 365, 366, 367, 368, 369, 370, 371, 372, 373, 374, 375, 376, 377, 378, 379, 380, 381, 382, 383, 384, 385, 386, 387, 388, 389, 390, 391, 392, 393, 394, 395, 396, 397, 398, 399, 400, 401, 402, 403, 404, 405, 406, 407, 408, 409, 410, 411, 412, 413, 414, 415, 416, 417, 418, 419, 420, 421, 422, 423, 424, 425, 426, 427, 428, 429, 430, 431, 432, 433, 434, 435, 436, 437, 438, 439, 440, 441, 442, 443, 444, 445, 446, 447, 448, 449, 450, 451, 452, 453, 454, 455, 456, 457, 458, 459, 460, 461, 462, 463, 464, 465, 466, 467, 468, 469, 470, 471, 472, 473, 474, 475, 476, 477, 478, 479, 480, 481, 482, 483, 484, 485, 486, 487, 488, 489, 490, 491, 492, 493, 494, 495, 496, 497, 498, 499, 500, 501, 502, 503, 504, 505, 506, 507, 508, 509, 510, 511, 512, 513, 514, 515, 516, 517, 518, 519, 520, 521, 522, 523, 524, 525, 526, 527, 528, 529, 530, 531, 532, 533, 534, 535, 536, 537, 538, 539, 540, 541, 542, 543, 544, 545, 546, 547, 548, 549, 550, 551, 552, 553, 554, 555, 556, 557, 558, 559, 560, 561, 562, 563, 564, 565, 566, 567, 568, 569, 570, 571, 572, 573, 574, 575, 576, 577, 578, 579, 580, 581, 582, 583, 584, 585, 586, 587, 588, 589, 590, 591, 592, 593, 594, 595, 596, 597, 598, 599, 600, 601, 602, 603, 604, 605, 606, 607, 608, 609, 610, 611, 612, 613, 614, 615, 616, 617, 618, 619, 620, 621, 622, 623, 624, 625, 626, 627, 628, 629, 630, 631, 632, 633, 634, 635, 636, 637, 638, 639, 640, 641, 642, 643, 644, 645, 646, 647, 648, 649, 650, 651, 652, 653, 654, 655, 656, 657, 658, 659, 660, 661, 662, 663, 664, 665, 666, 667, 668, 669, 670, 671, 672, 673, 674, 675, 676, 677, 678, 679, 680, 681, 682, 683, 684, 685, 686, 687, 688, 689, 690, 691, 692, 693, 694, 695, 696, 697, 698, 699, 700, 701, 702, 703, 704, 705, 706, 707, 708, 709, 710, 711, 712, 713, 714, 715, 716, 717, 718, 719, 720, 721, 722, 723, 724, 725, 726, 727, 728, 729, 730, 731, 732, 733, 734, 735, 736, 737, 738, 739, 740, 741, 742, 743, 744, 745, 746, 747, 748, 749, 750, 751, 752, 753, 754, 755, 756, 757, 758, 759, 760, 761, 762, 763, 764, 765, 766, 767, 768, 769, 770, 771, 772, 773, 774, 775, 776, 777, 778, 779, 780, 781, 782, 783, 784, 785, 786, 787, 788, 789, 790, 791, 792, 793, 794, 795, 796, 797, 798, 799, 800, 801, 802, 803, 804, 805, 806, 807, 808, 809, 810, 811, 812, 813, 814, 815, 816, 817, 818, 819, 820, 821, 822, 823, 824, 825, 826, 827, 828, 829, 830, 831, 832, 833, 834, 835, 836, 837, 838, 839, 840, 841, 842, 843, 844, 845, 846, 847, 848, 849, 850, 851, 852, 853, 854, 855, 856, 857, 858, 859, 860, 861, 862, 863, 864, 865, 866, 867, 868, 869, 870, 871, 872, 873, 874, 875, 876, 877, 878, 879, 880, 881, 882, 883, 884, 885, 886, 887, 888, 889, 890,



**Detalji učvršćenja armature  
"S" kukama**

2. red vertikalna armatura

1. red horizontalna armatura

50 cm

**"S" KUKE**

Zid  $d=20\text{ cm}$


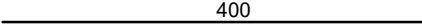



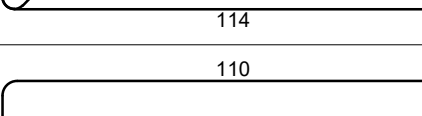


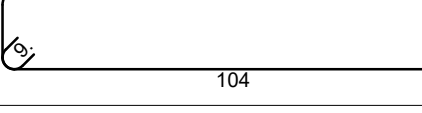
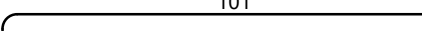


(76) 168008

(76) 168008 L=35

4 kom/m

ozn. - specifikacija		Ø	lg [m]
1	oblik i mjere [cm]		
2	600	25	6.00
3	480	25	4.80
4	560	20	6.00
5	156	16	1.70
6	600	12	6.00
7	550	12	5.50
8	520	12	5.20
9	500	12	5.00
10	450	12	4.50
11	350	12	4.40
12	420	12	4.20
13	340	12	3.60
14	350	12	3.50
15	340	12	3.40
16	320	12	3.20
17	300	12	3.00
18	280	12	2.80
19	260	12	2.60

Stige - specifikacija			
Stige	oblik i mjere [cm]	Ø	lg [m]
19	240	12	2.40
20	220	12	2.20
21	200	12	2.00
22	180	12	1.80
23	150	12	1.50
24	110	12	1.30
25	110	12	1.10
26	90	12	1.10
27	600	10	6.00
28	113	10	2.40
29	150	10	1.50
30	44	10	1.38
31	600	8	6.00
32	550	8	5.50
33	500	8	5.00
34	480	8	4.80

ozn	specifikacija	oblik i mjere [cm]	Ø	lg [m]
35			8	4.20
36			8	4.00
37			8	3.00
38			8	2.80
39			8	2.74
40			8	2.66
41			8	2.40
42			8	2.54
43			8	2.48
44			8	2.20
45			8	2.24
46			8	2.00

Šipke - specifikacija			
ozn	oblik i mjere [cm]	Q	lg [m]
47		8	2.0
48		8	2.1
49		8	1.9
50		8	1.8
51		8	1.7
52		8	1.8
53		8	1.6
54		8	1.7
55		8	1.7

Šifra - specifikacija		oblik i mjere [cm]	Ø	lg [m]
56			8	1,0
57			8	1,0
58			8	1,0
59			8	1,0
60			8	1,0
61			8	1,0
62			8	1,0
63			8	1,0

Špilke - specifikacija		Ø	lg [m]
ozn	oblik i mjere [cm]		
72		8	1
64		8	1
65		8	1
66		8	1
34		8	1
67		8	1
68		8	1
69		8	1
34		8	1
70		8	1
71		8	1
69		8	1
72		8	0
30		8	0

Šipke - specifikacija			
ozn	oblik i mjere [cm]	Ø	lg [m]
44		8	0.94
20		8	0.84
34		8	0.74
24		8	0.35
00			
00			
14			
06			
98			

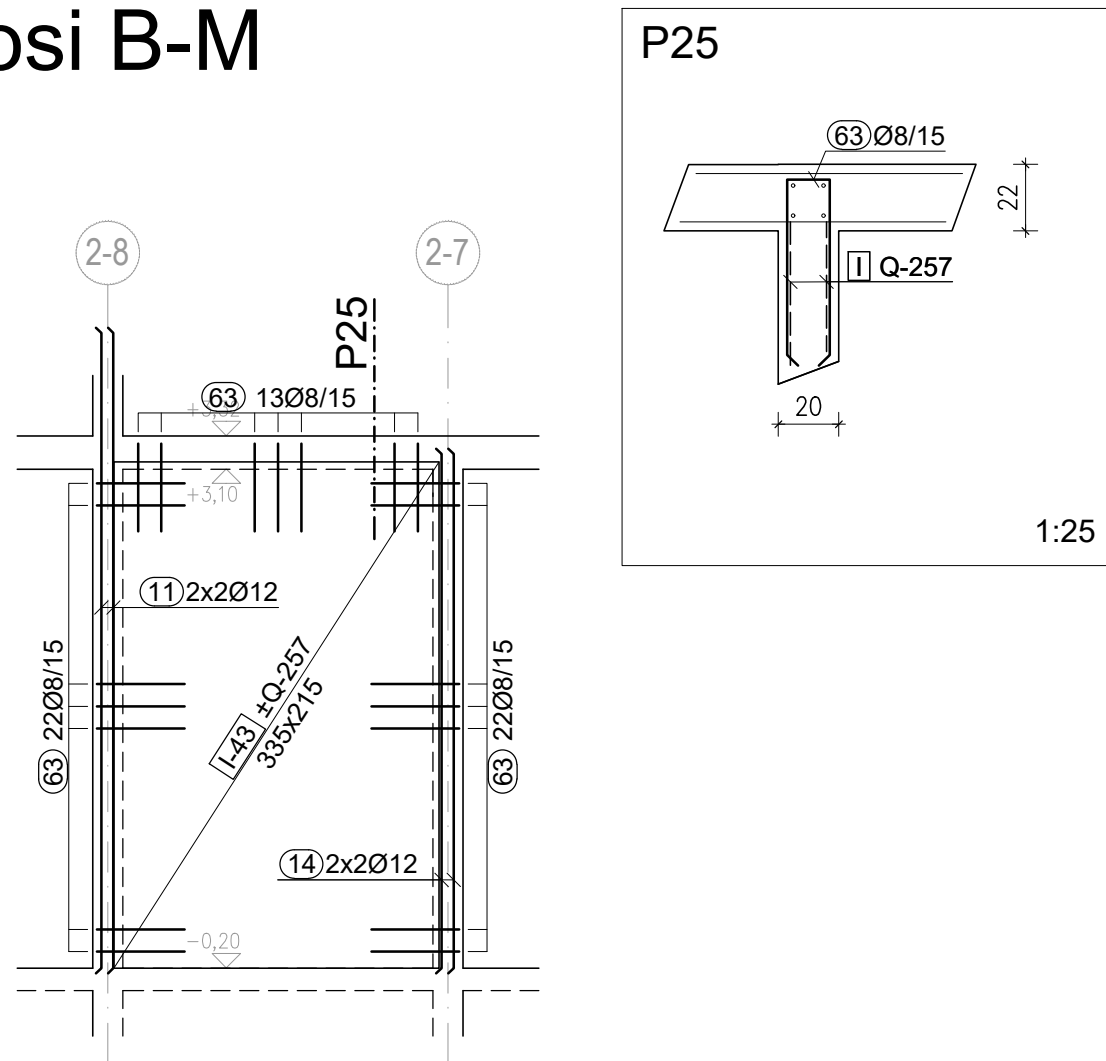
**NAPOMENA!**  
Preklop mreža min. 45 cm.

Prema planu oplate dostavljenom:  
29.01.2026.

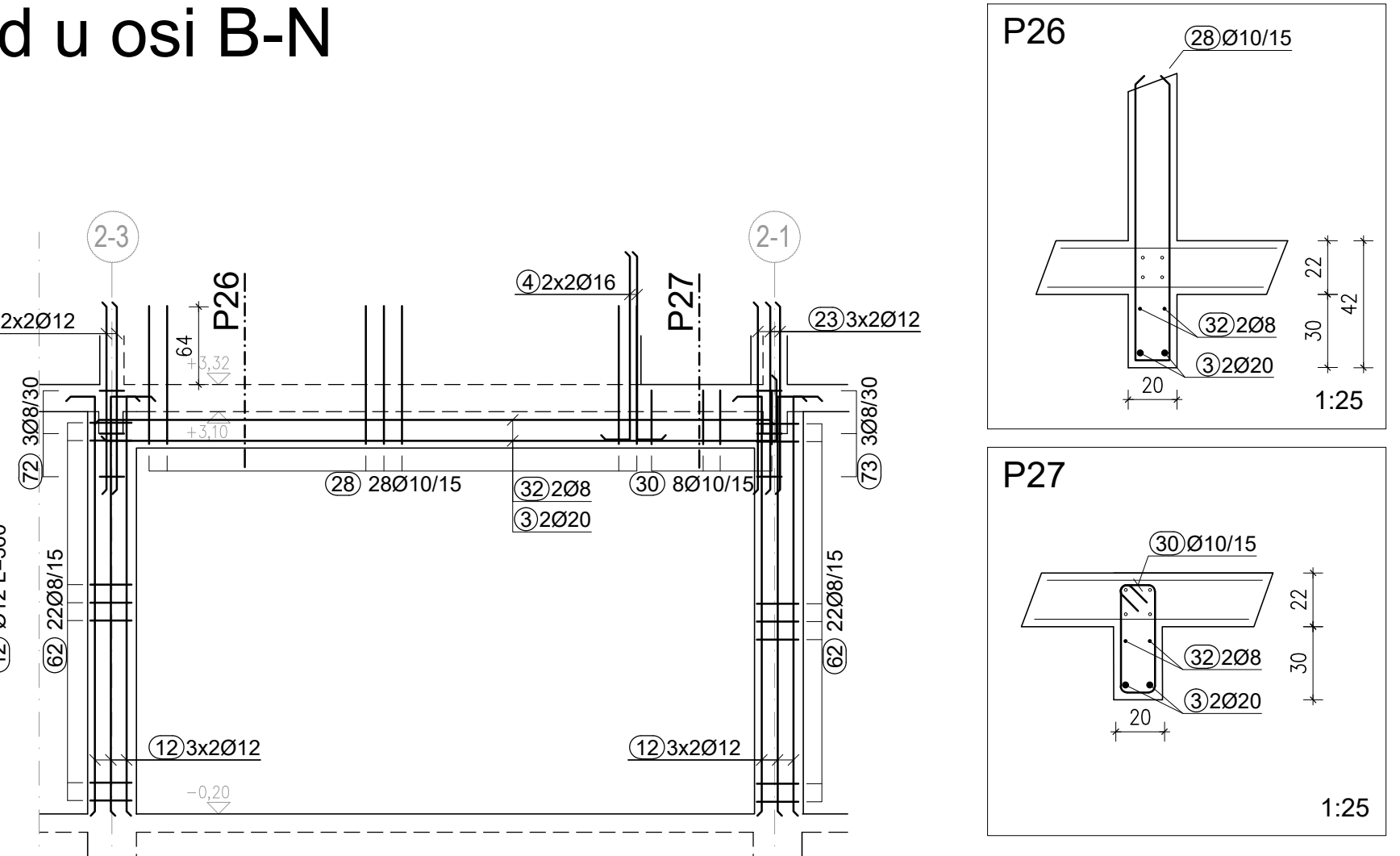
<p><b>POSREDOVANJE</b> POSREDOVANJE U PROMETU NEPOKRETNOSTI Branimir Kusić mag.ing.aedif. Ovlaštenik POSREDOVANJE U PROMETU NEPOKRETNOSTI</p>  <p><b>O 6850</b></p> <p>Imenik posrednika i/o os. posredovanja (os. državl.) Dr. Franjo Tuđman 145B</p>	<table border="1"> <tr> <td>Klasa betona</td> <td>C25/30</td> </tr> <tr> <td>Armatura</td> <td>B500B</td> </tr> <tr> <td>Zaštiti sloj betona</td> <td>3.0 cm</td> </tr> </table> <p>Popisalo tisu armature:</p> <p><b>D1 - 200 - PRIZEMLJE - ZIDOVI</b></p>	Klasa betona	C25/30	Armatura	B500B	Zaštiti sloj betona	3.0 cm						
Klasa betona	C25/30												
Armatura	B500B												
Zaštiti sloj betona	3.0 cm												
<p><b>INVESTITOR:</b> LUKO SEŠERJEVA ŽUPANIJA Dr. Franjo Tuđman 6 - Gospić tel. 04774399007</p> <p><b>POSREDOVANJE</b> POSREDOVANJE U PROMETU NEPOKRETNOSTI Branimir Kusić mag.ing.aedif. Ovlaštenik</p>	<table border="1"> <tr> <td>GL. PROJEKTANT:</td> <td>Jurica Hajdarović, dipl.ing.arh.</td> </tr> <tr> <td>PROJEKTANT:</td> <td>Branimir Kusić, mag.ing.aedif.</td> </tr> <tr> <td>POSREDOVANJE</td> <td>POSREDOVANJE U PROMETU NEPOKRETNOSTI</td> </tr> <tr> <td>ZPOS</td> <td>POSREDOVANJE U PROMETU NEPOKRETNOSTI</td> </tr> <tr> <td>DATUM:</td> <td>septembar 2006. Mrk. 150</td> </tr> <tr> <td>NACRT BR:</td> <td>01 - 200 - PRIZEMLJE - 01</td> </tr> </table>	GL. PROJEKTANT:	Jurica Hajdarović, dipl.ing.arh.	PROJEKTANT:	Branimir Kusić, mag.ing.aedif.	POSREDOVANJE	POSREDOVANJE U PROMETU NEPOKRETNOSTI	ZPOS	POSREDOVANJE U PROMETU NEPOKRETNOSTI	DATUM:	septembar 2006. Mrk. 150	NACRT BR:	01 - 200 - PRIZEMLJE - 01
GL. PROJEKTANT:	Jurica Hajdarović, dipl.ing.arh.												
PROJEKTANT:	Branimir Kusić, mag.ing.aedif.												
POSREDOVANJE	POSREDOVANJE U PROMETU NEPOKRETNOSTI												
ZPOS	POSREDOVANJE U PROMETU NEPOKRETNOSTI												
DATUM:	septembar 2006. Mrk. 150												
NACRT BR:	01 - 200 - PRIZEMLJE - 01												
<p><b>BAKRAŽU:</b> DILATACIJA 1 - POZ - 200 - PRIZEMLJE Armatura zidova</p>													



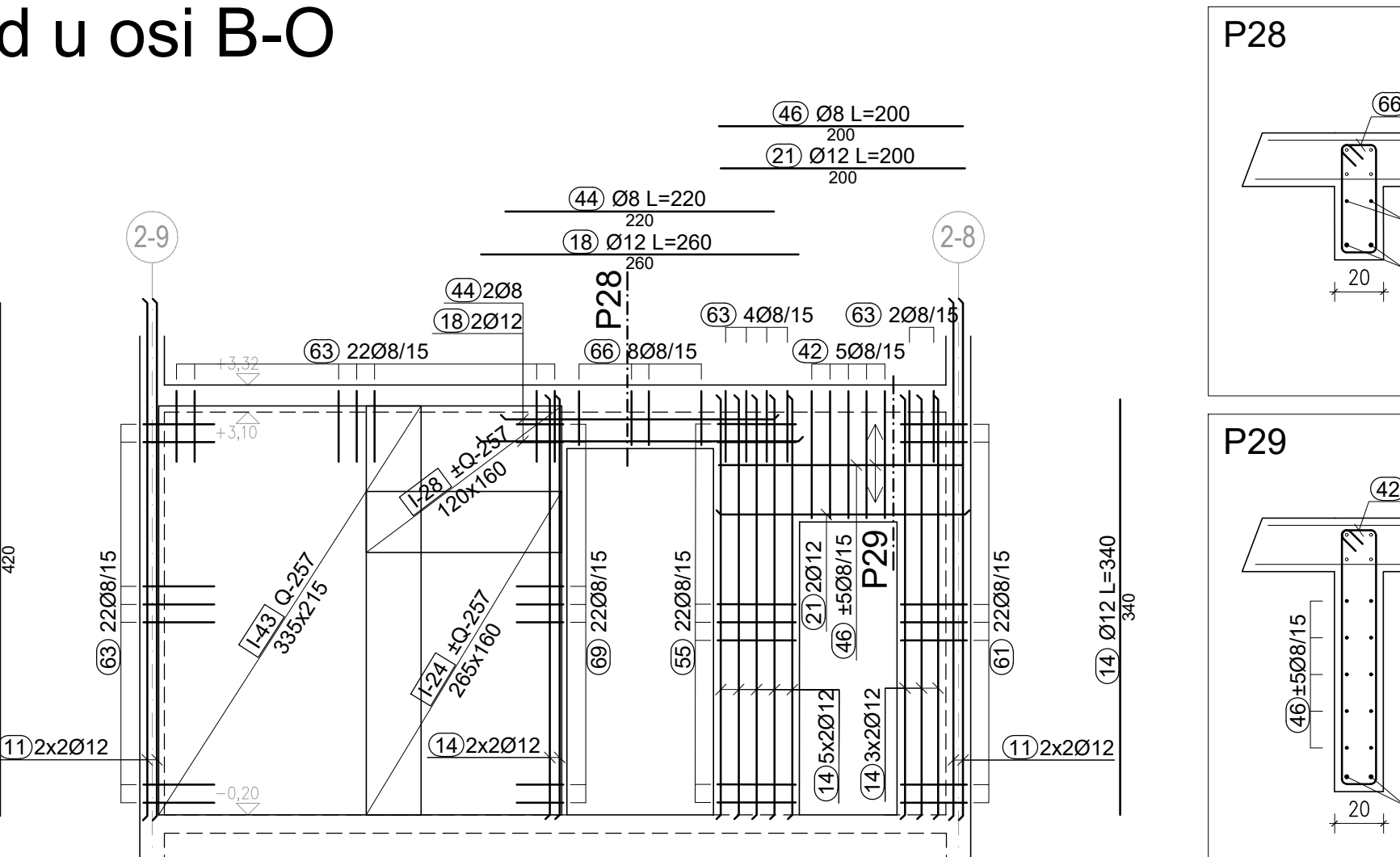
Zid u osi B-M



Zid u osi B-N



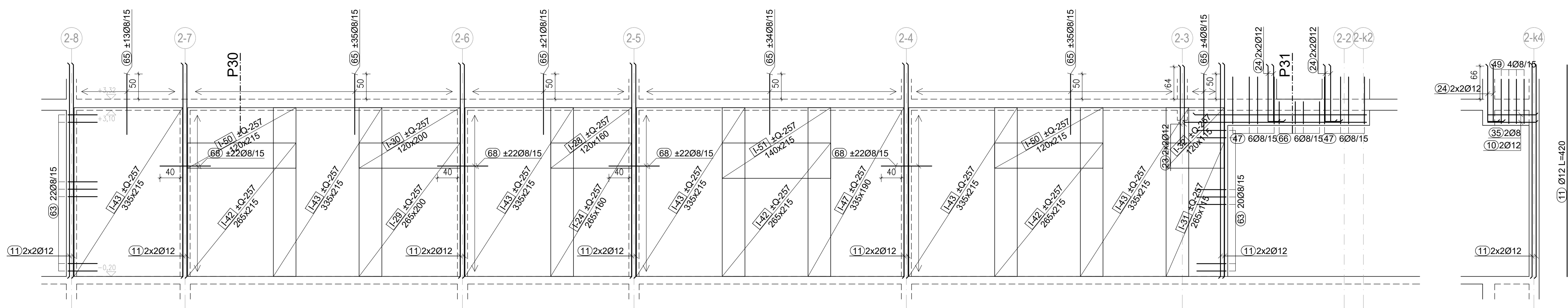
Zid u osi B-O



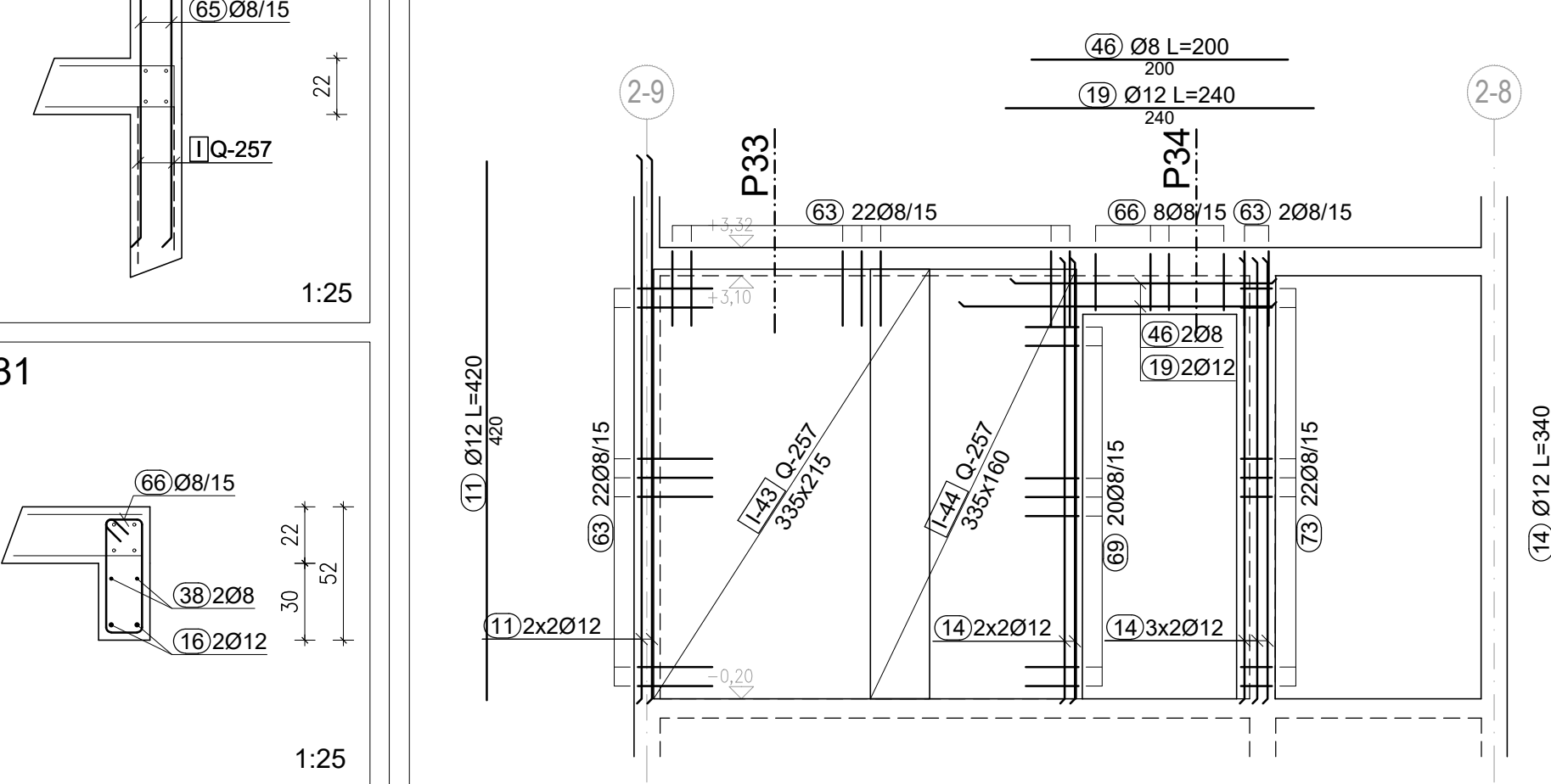
Zid u osi B-P



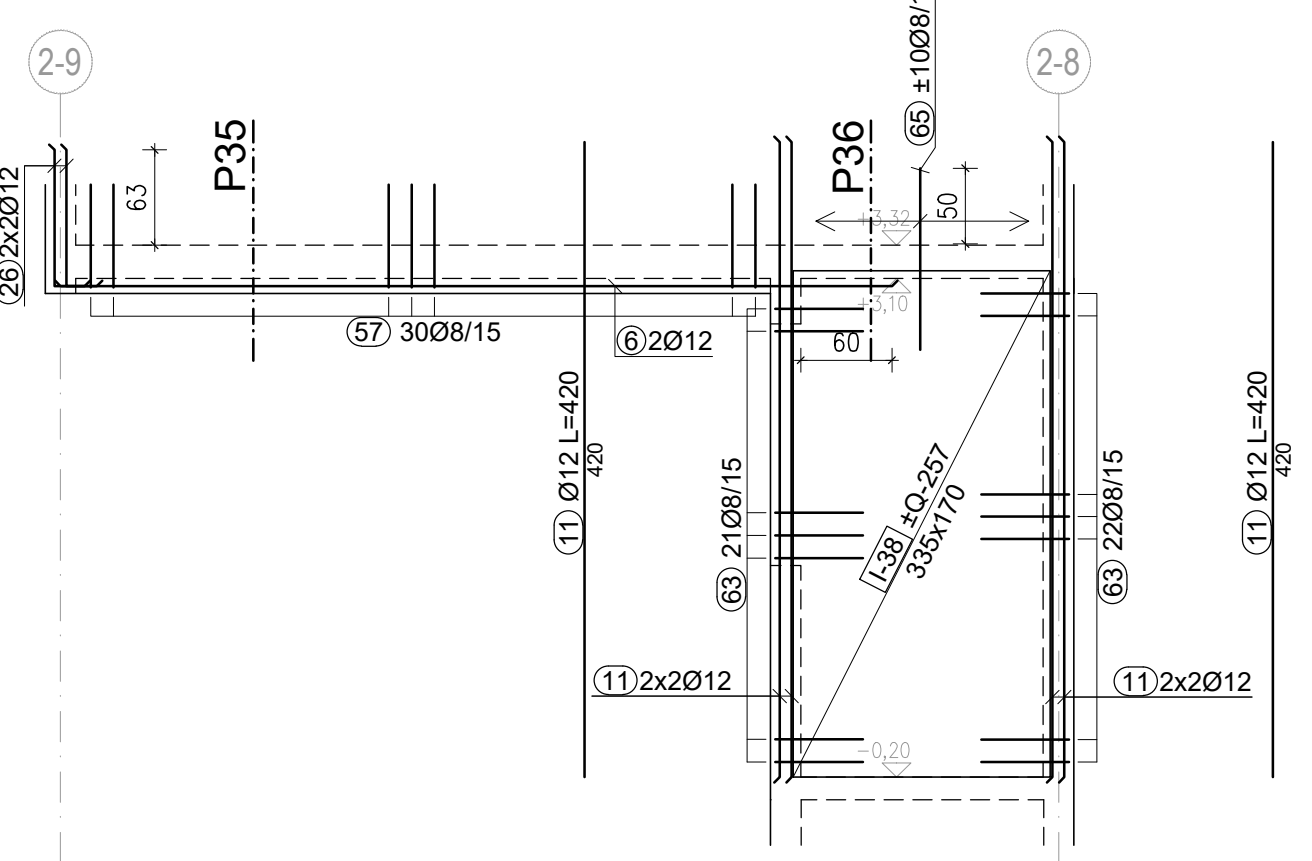
Zid u osi B-D



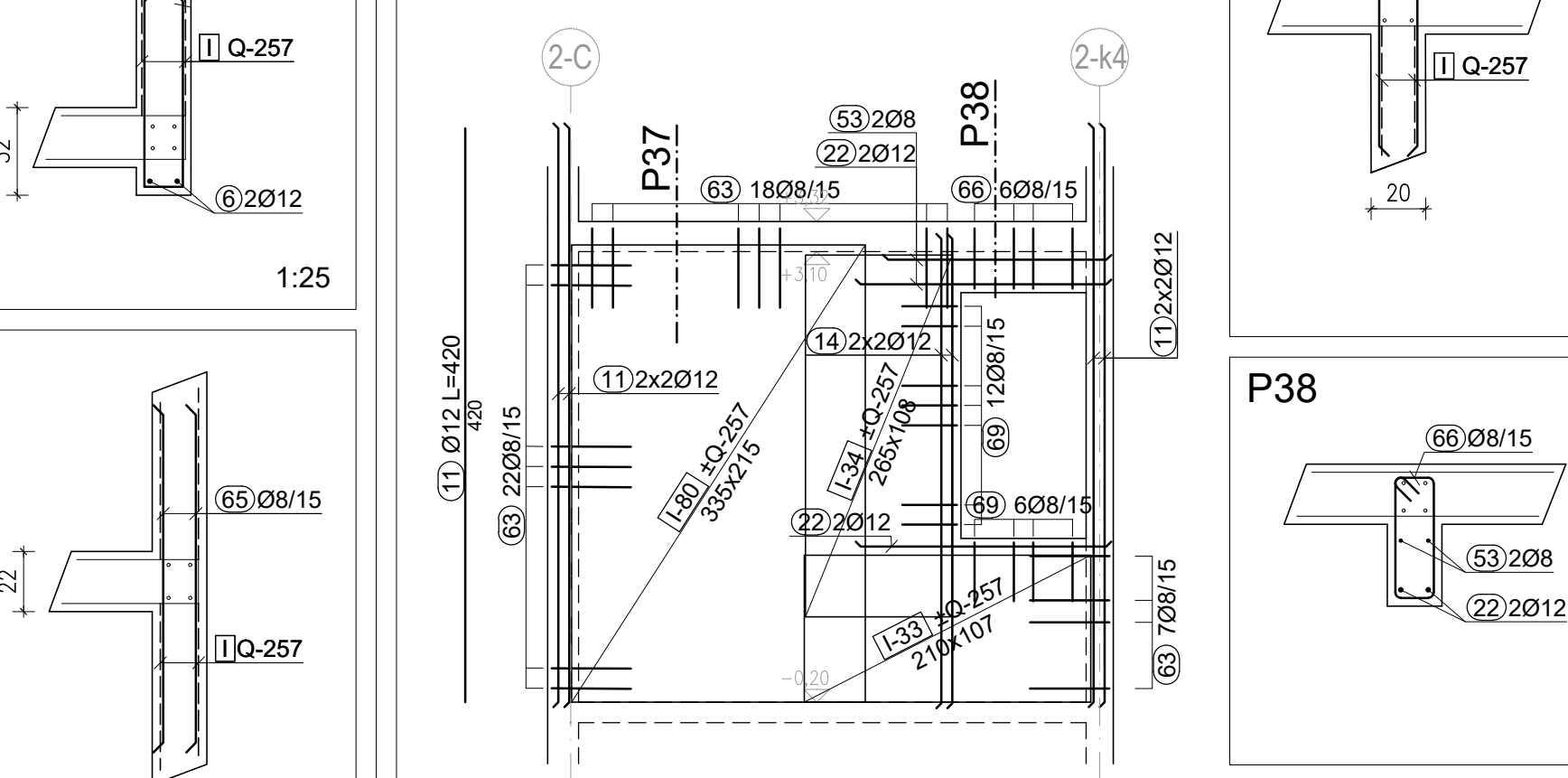
Zid u osi B-E'



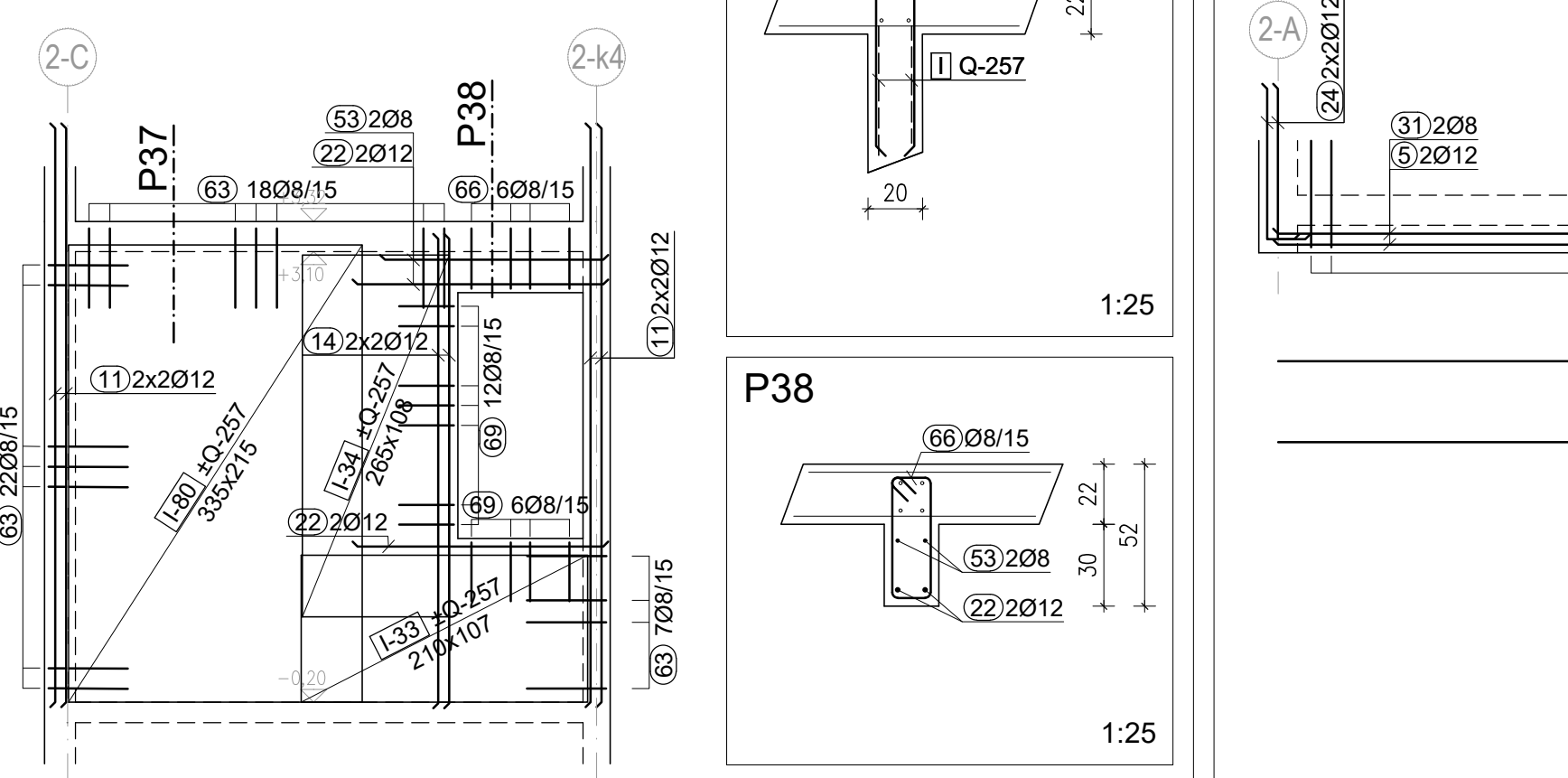
Zid u osi B-F



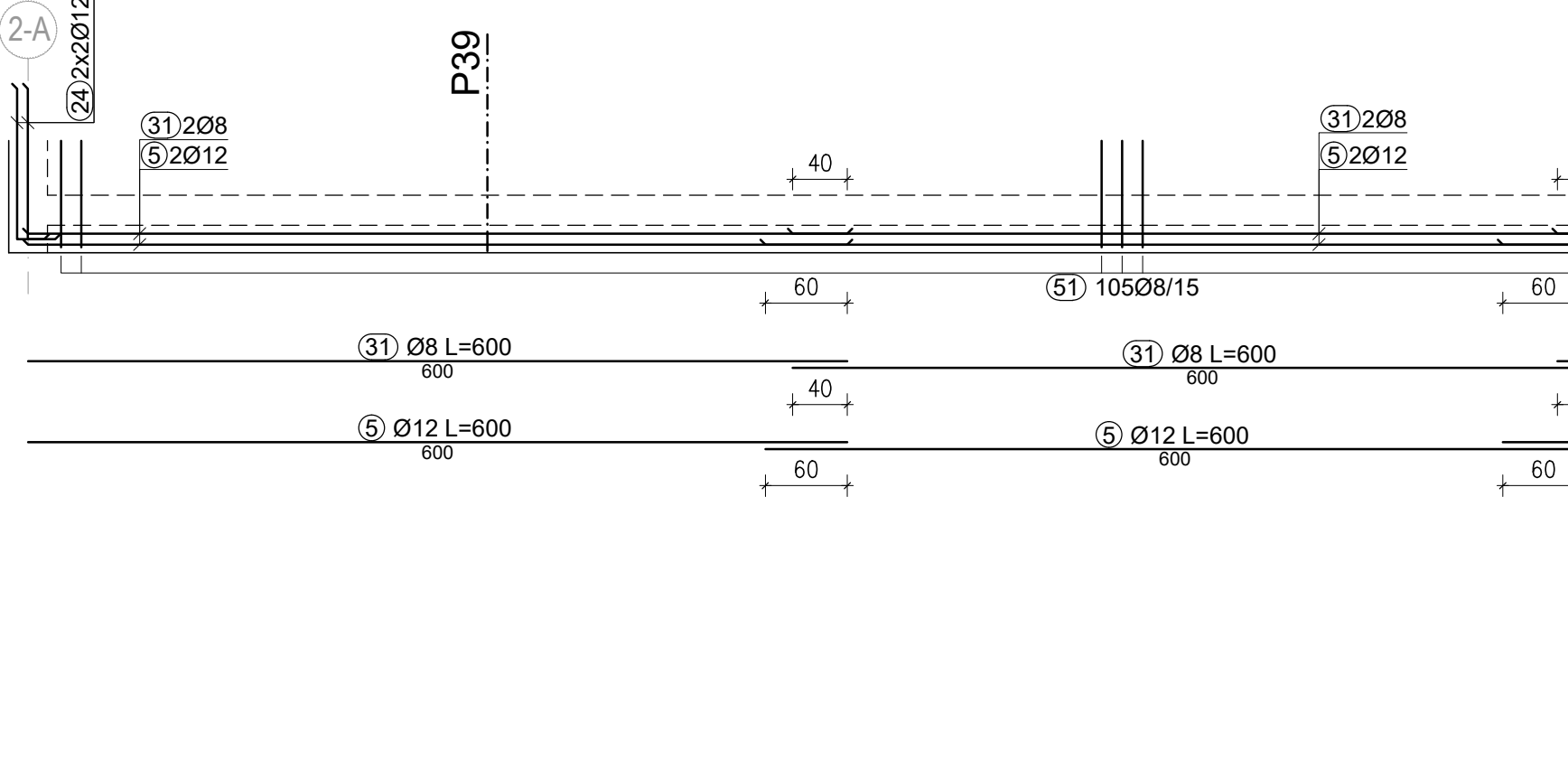
Zid u osi B-G



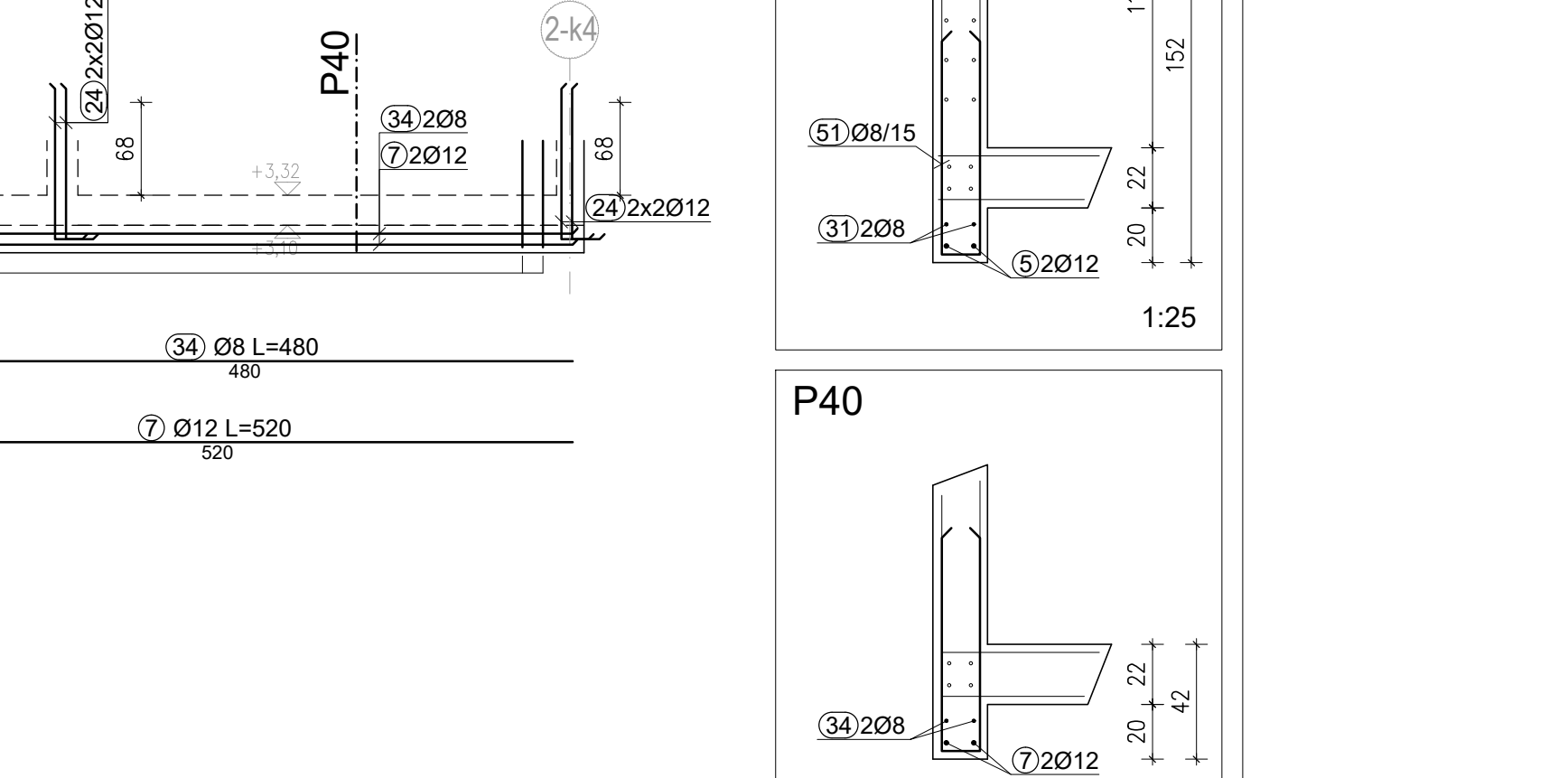
Zid u osi B-H



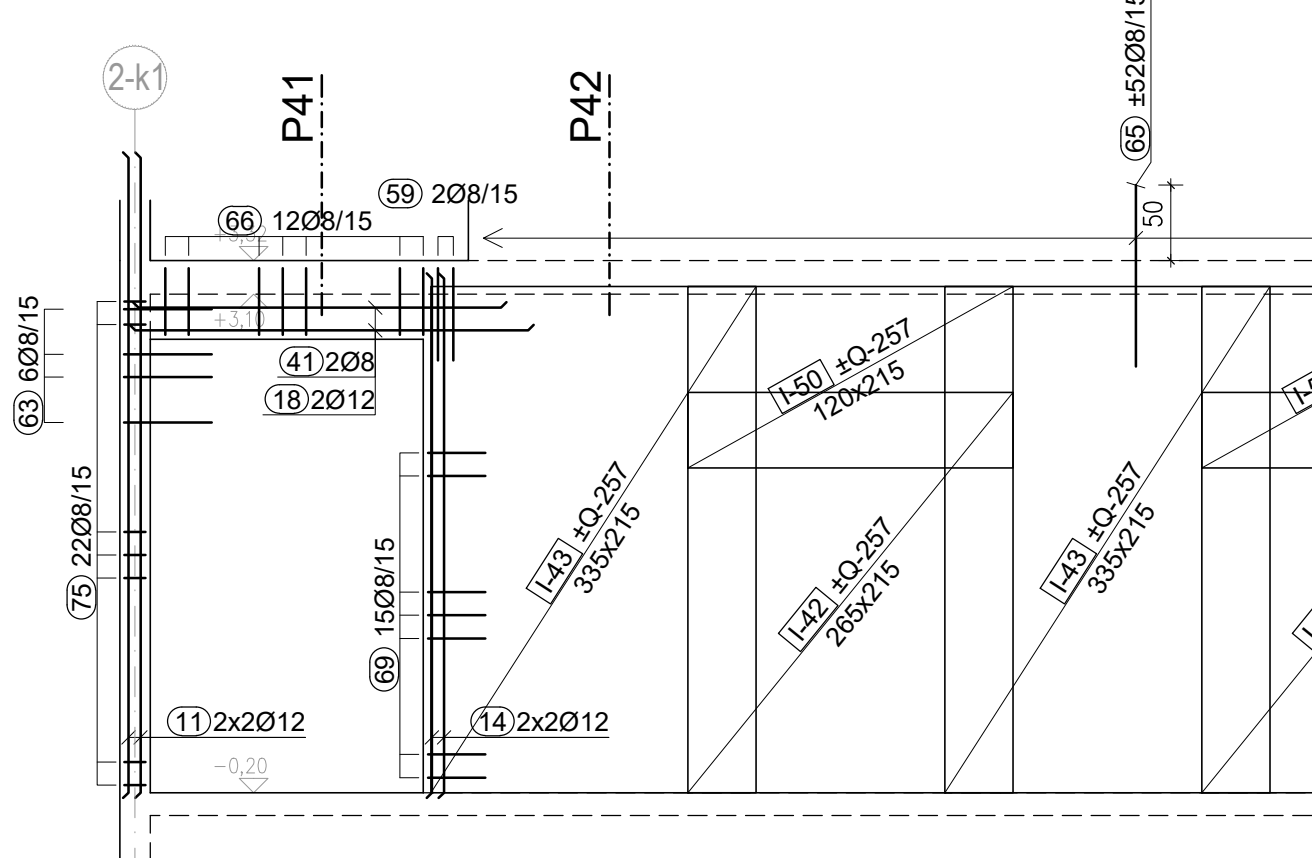
Zid u osi B-I



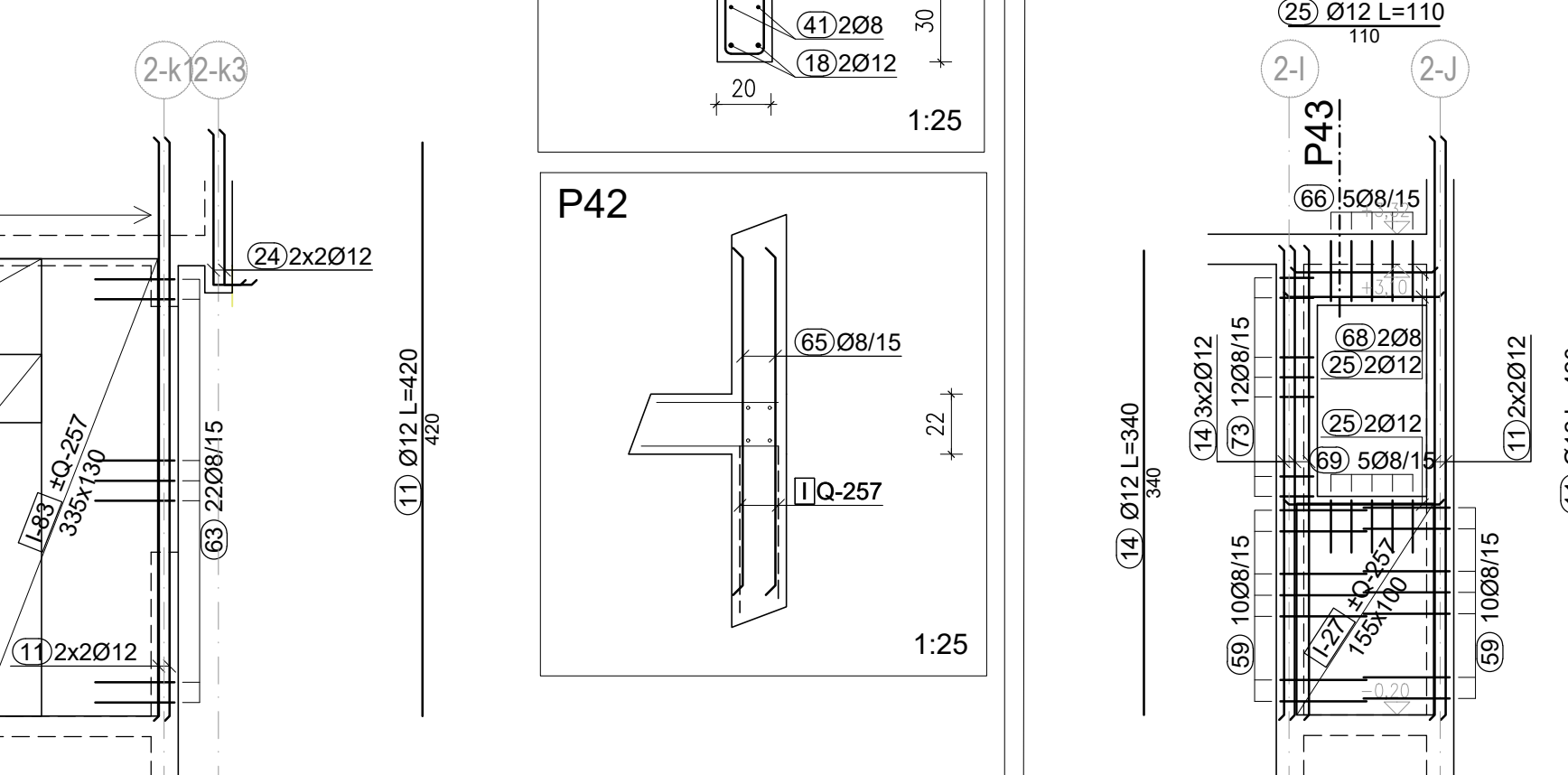
Zid u osi B-J



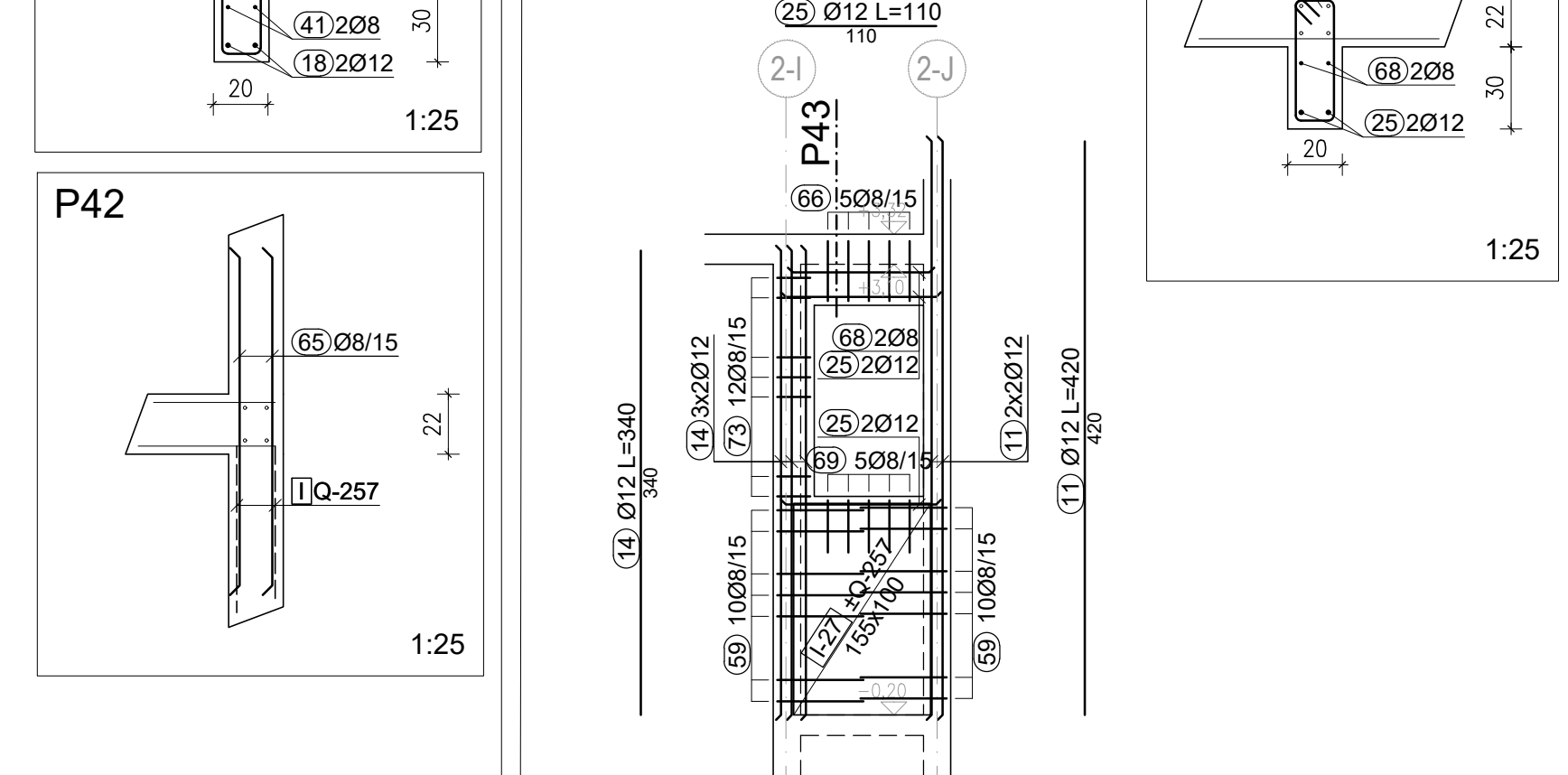
Zid u osi B-K



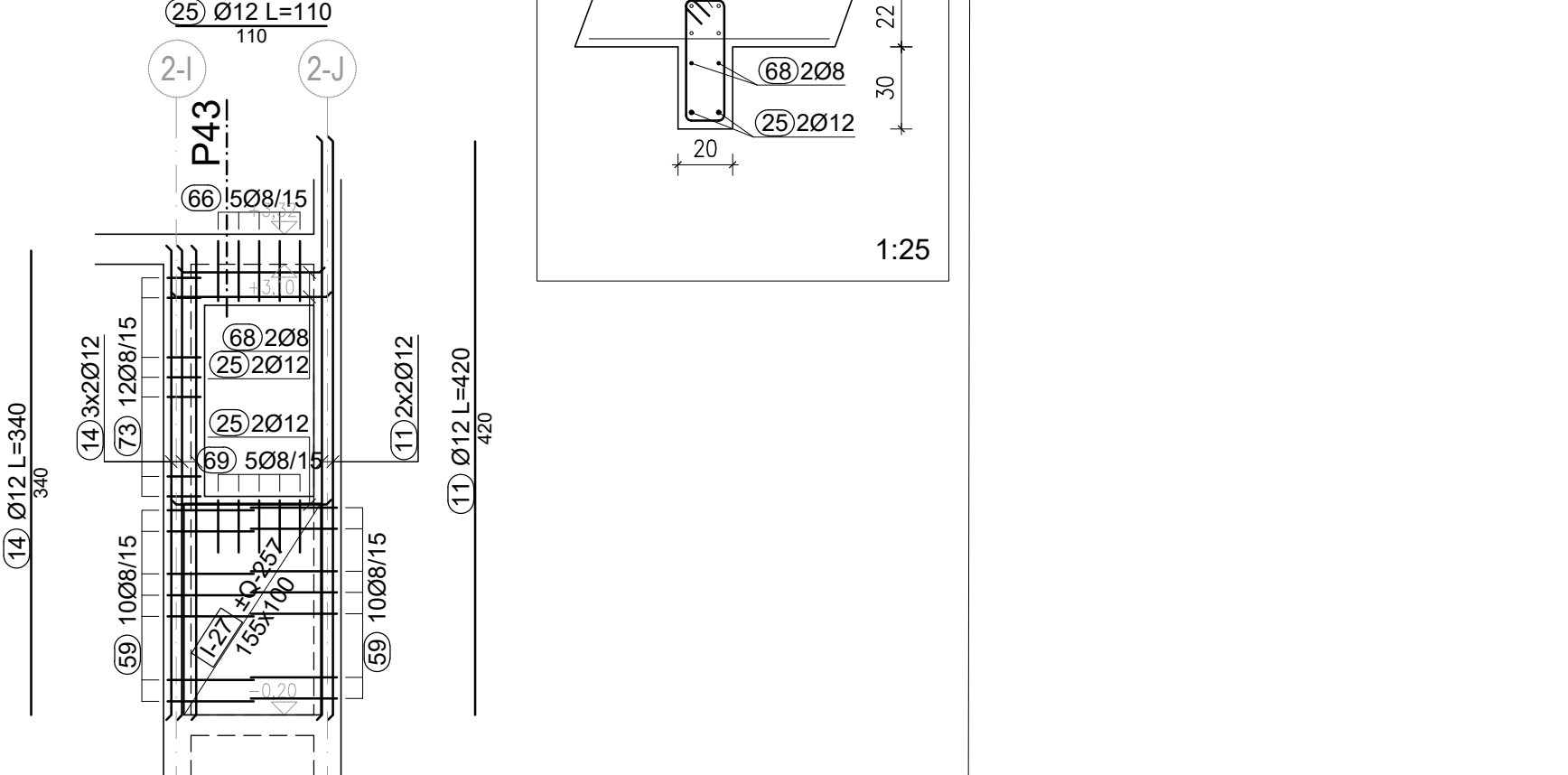
Zid u osi B-L



Zid u osi B-M



Zid u osi B-N




Zid u osi B-O



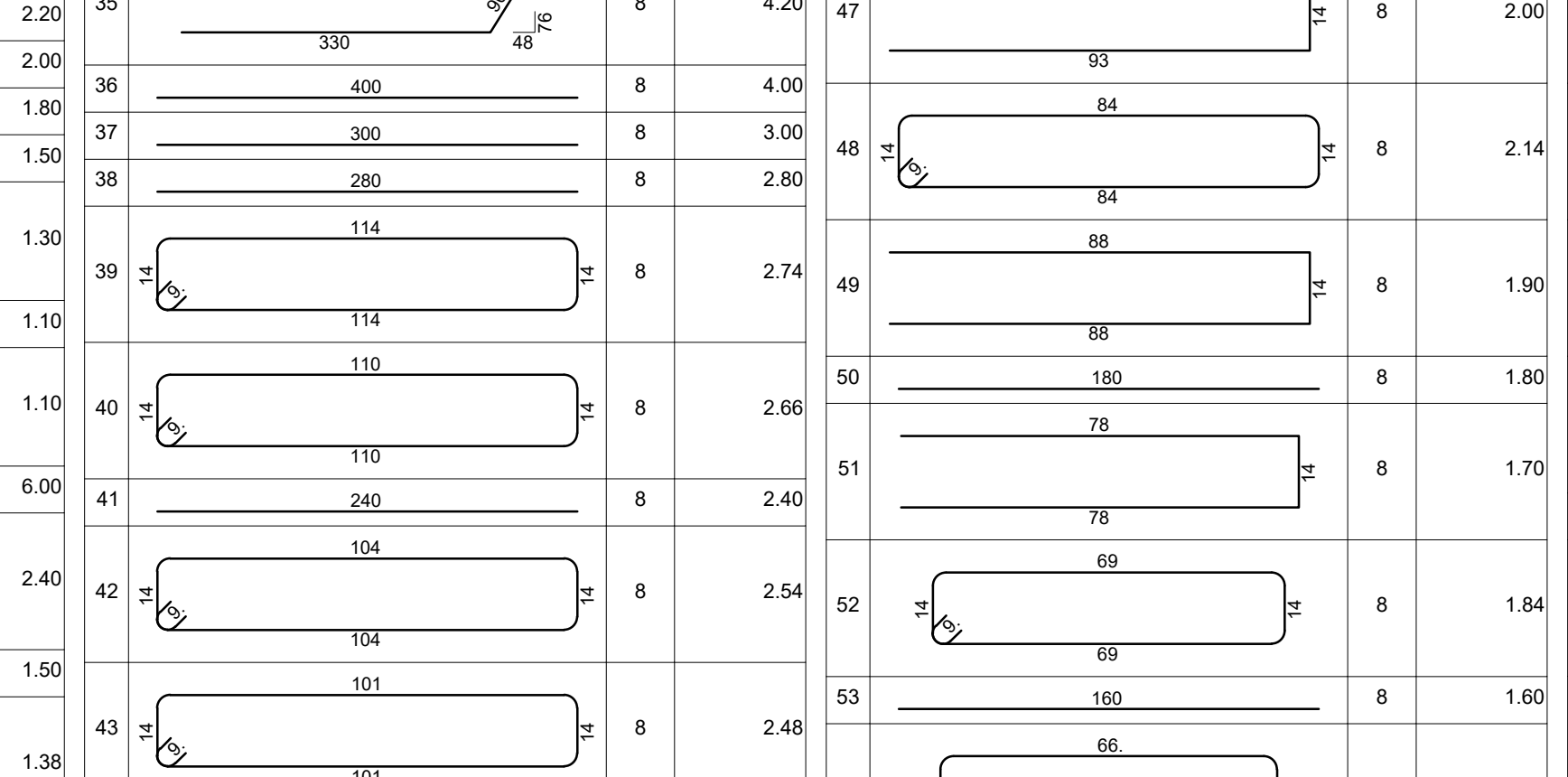
Zid u osi B-P



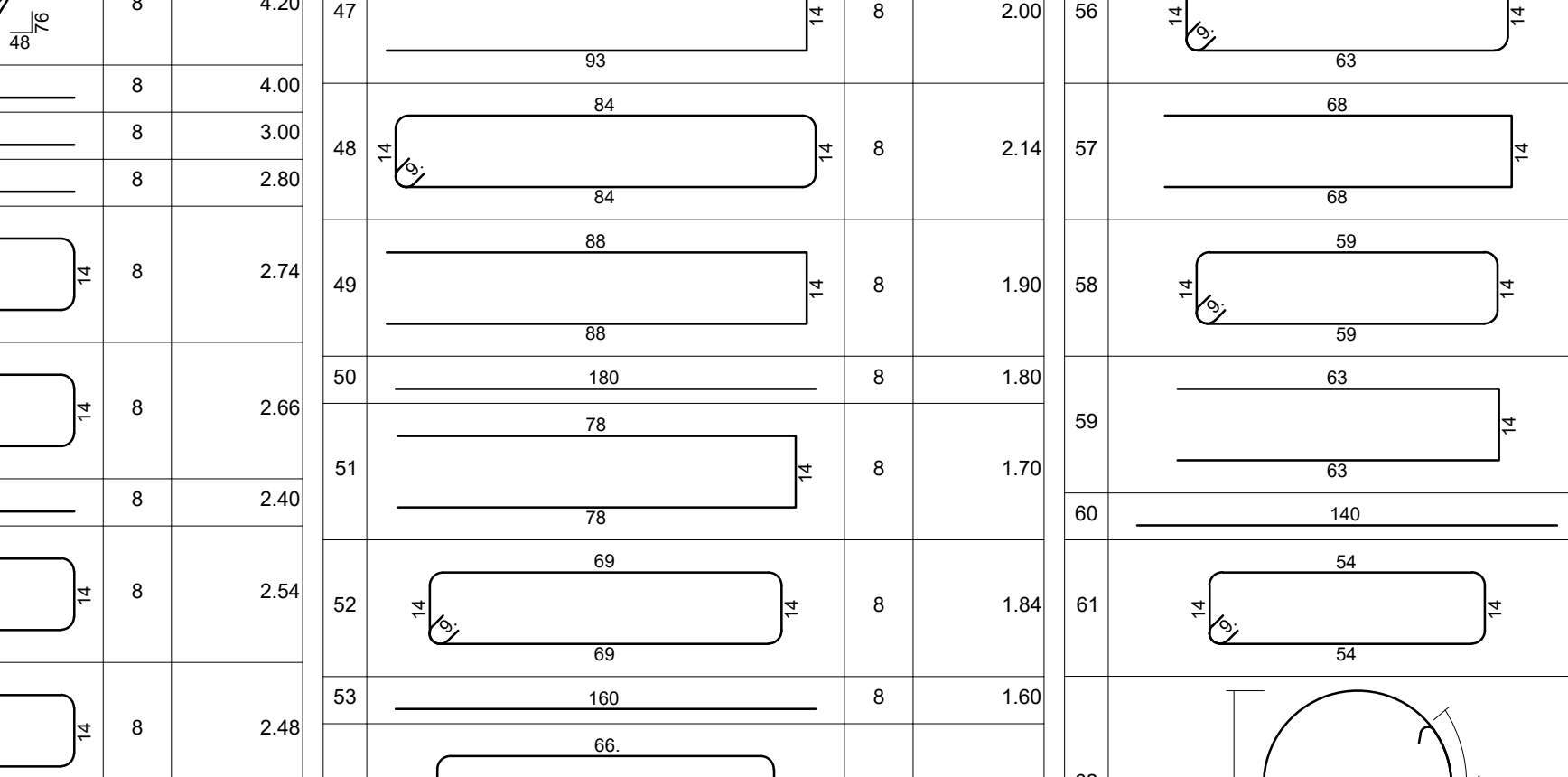
Zid u osi B-Q



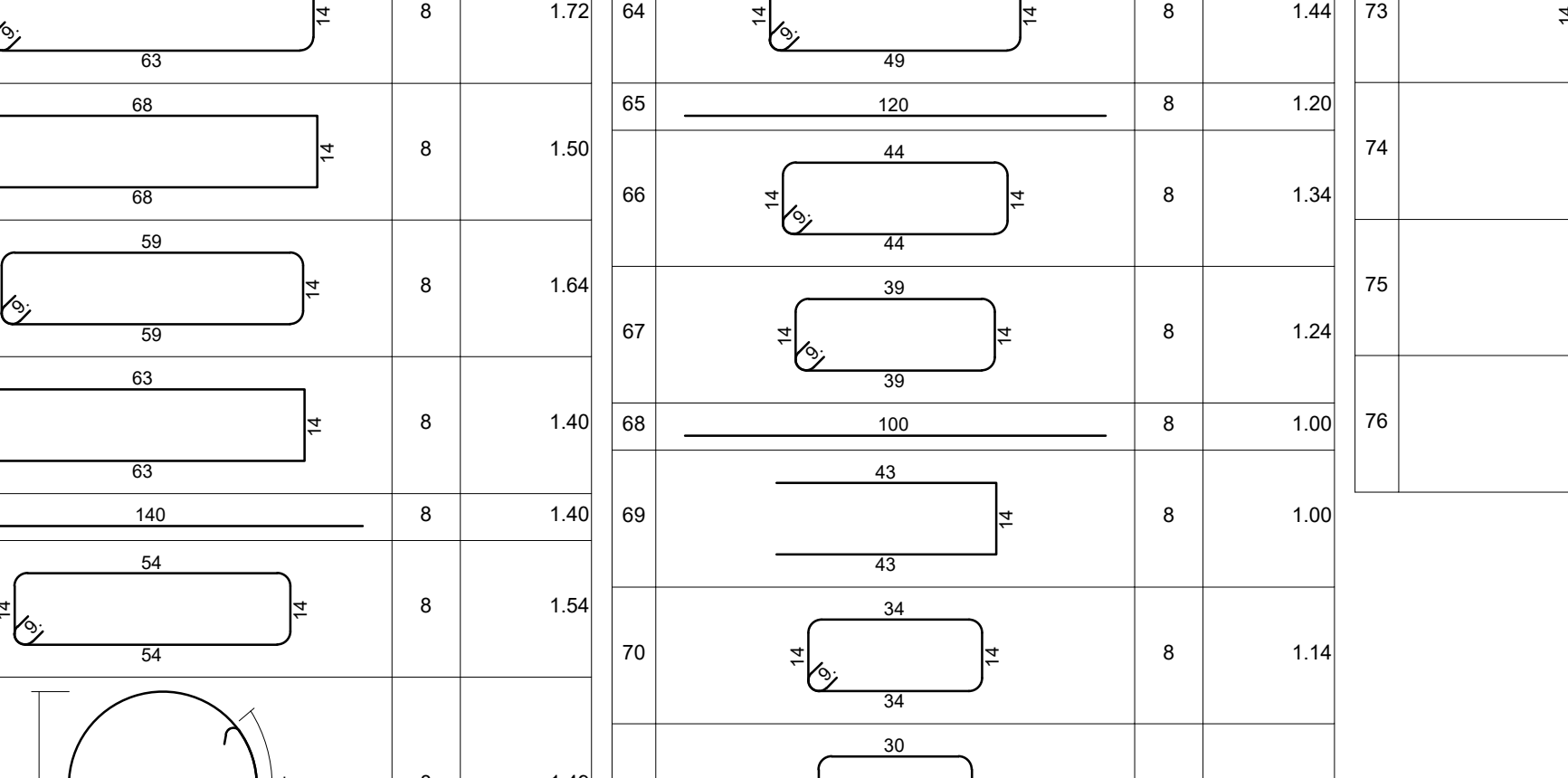
Zid u osi B-R



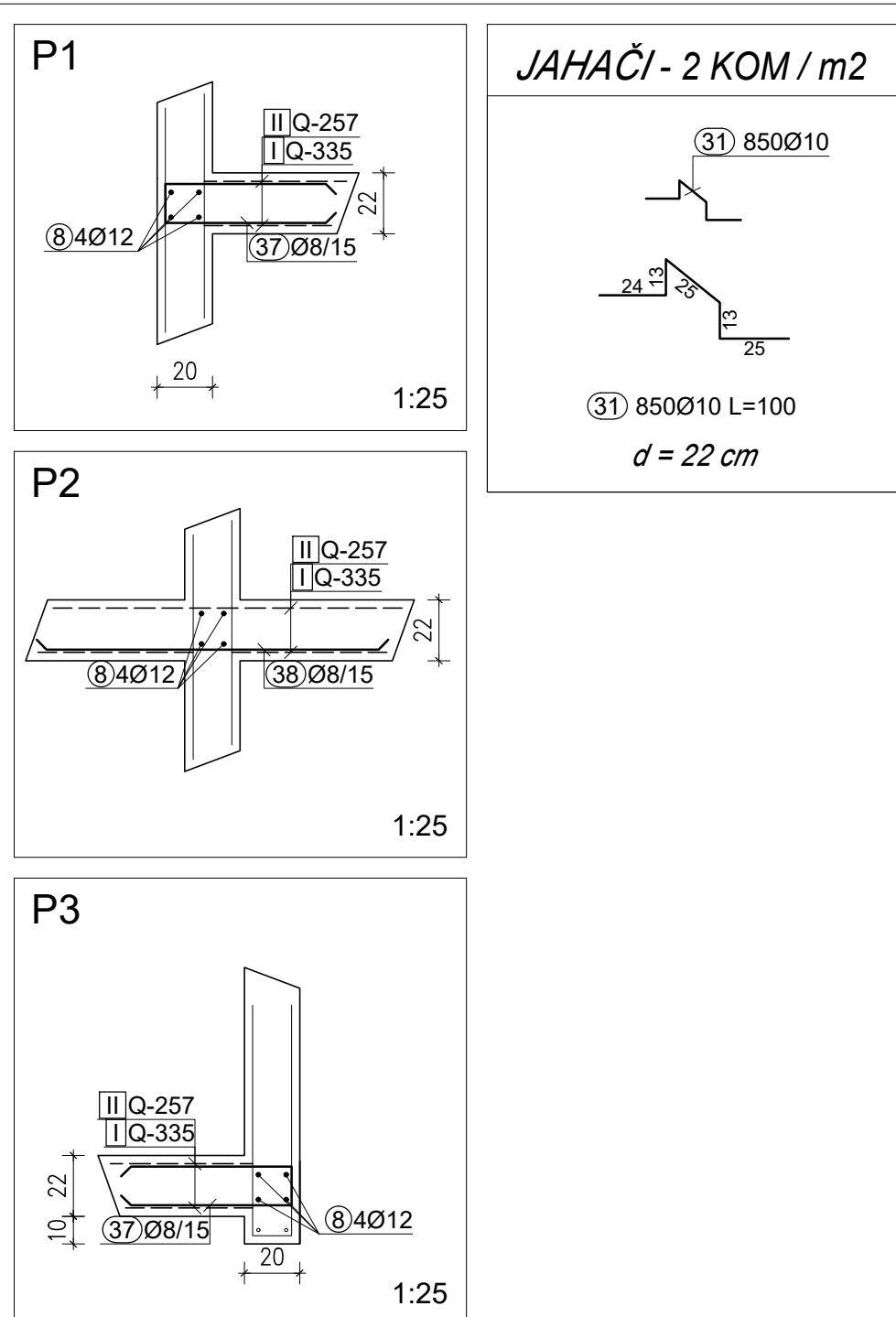
Zid u osi B-S



Zid u osi B-T



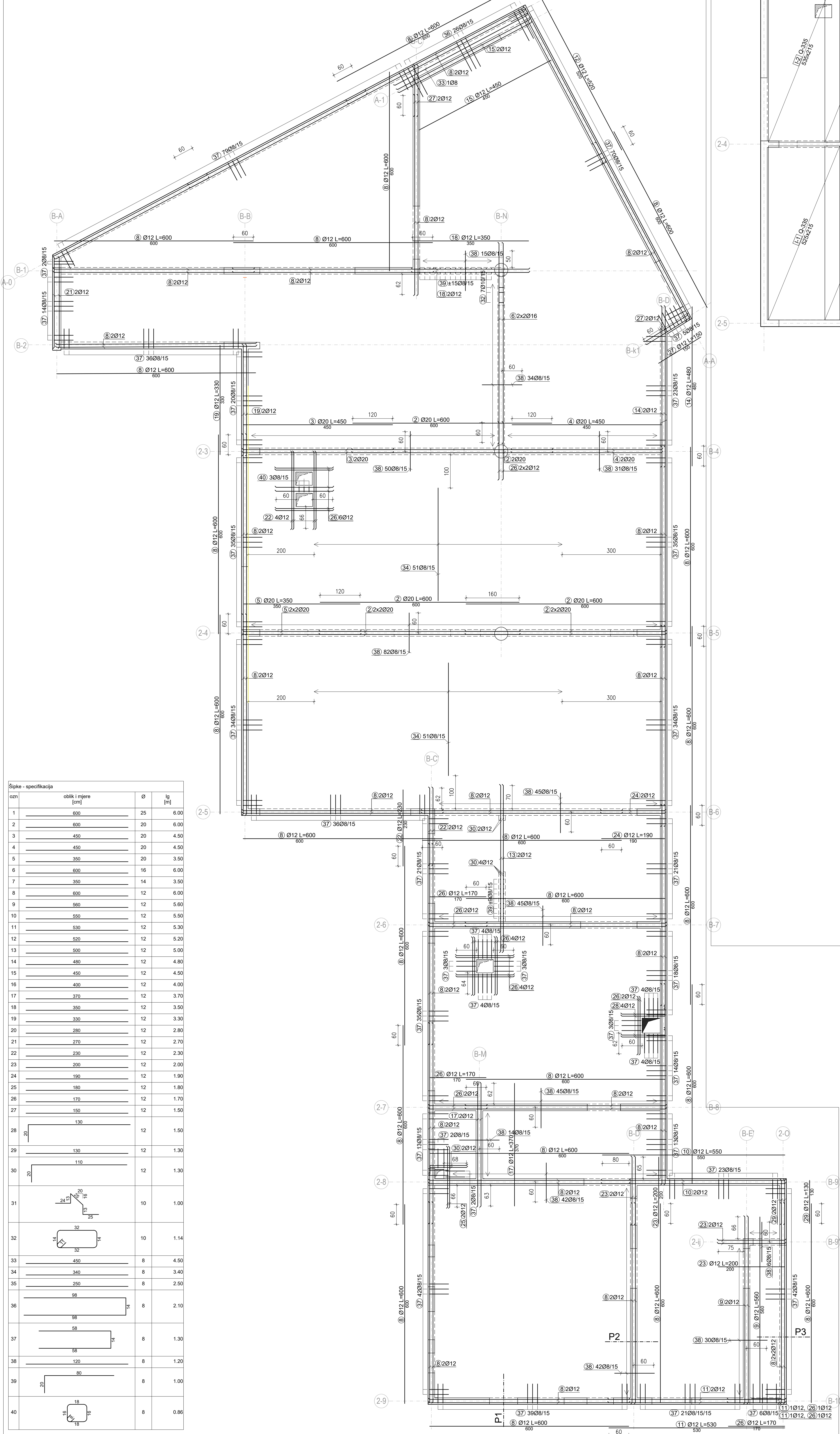




## Osnovna armatura donje zone stropa prizemlja



Dodatna i konstruktivna armatura donje zone stropa prizemlja



Epške - specifikacija			
ozn.	oblik i mjere [cm]	Ø	lg [m]
1		25	6.00
2		20	6.00
3		20	4.50
4		20	4.50
5		20	3.50
6		16	6.00
7		14	3.50
8		12	6.00
9		12	5.60
10		12	5.50
11		12	5.30
12		12	5.20
13		12	5.00
14		12	4.80
15		12	4.50
16		12	4.00
17		12	3.70
18		12	3.50
19		12	3.30
20		12	2.80
21		12	2.70
22		12	2.30
23		12	2.00
24		12	1.90
25		12	1.80
26		12	1.70
27		12	1.50
28		12	1.50
29		12	1.30
30		12	1.30
31		10	1.00
32		10	1.14
33		8	4.50
34		8	3.40
35		8	2.50
36		8	2.10
37		8	1.30
38		8	1.20
39		8	1.00
40		8	0.86

**NAPOMENA!**  
Preklop mreža min. 45 cm.

Prema planu oplate dostavljenom:  
29.01.2026.

[illegible]



P2

III Q-257  
II Q-335

22

Ø12

Ø8/15

1:25

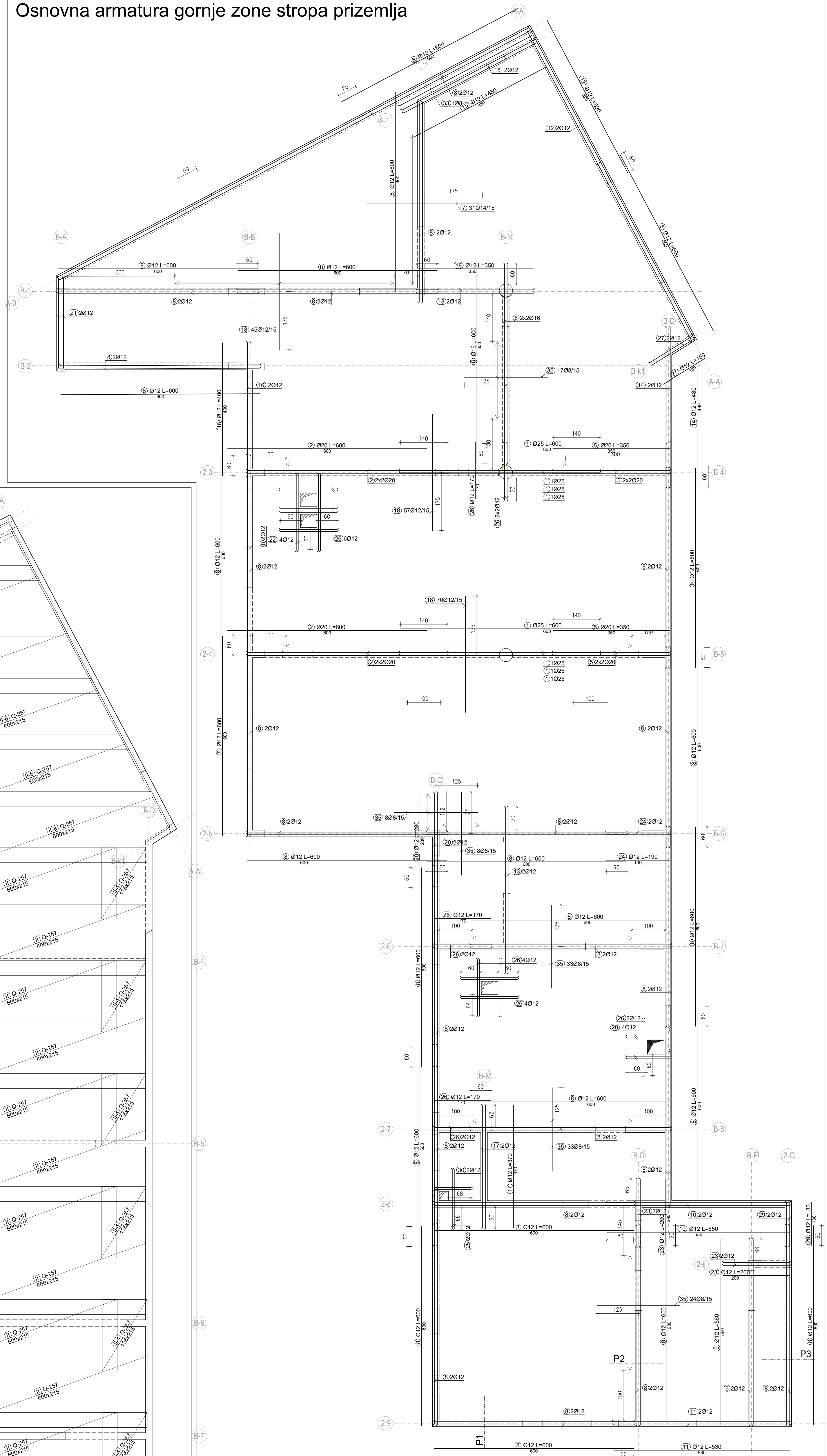
P3

Technical drawing of the P3 profile. The drawing shows a cross-section of the profile with the following dimensions and part numbers:

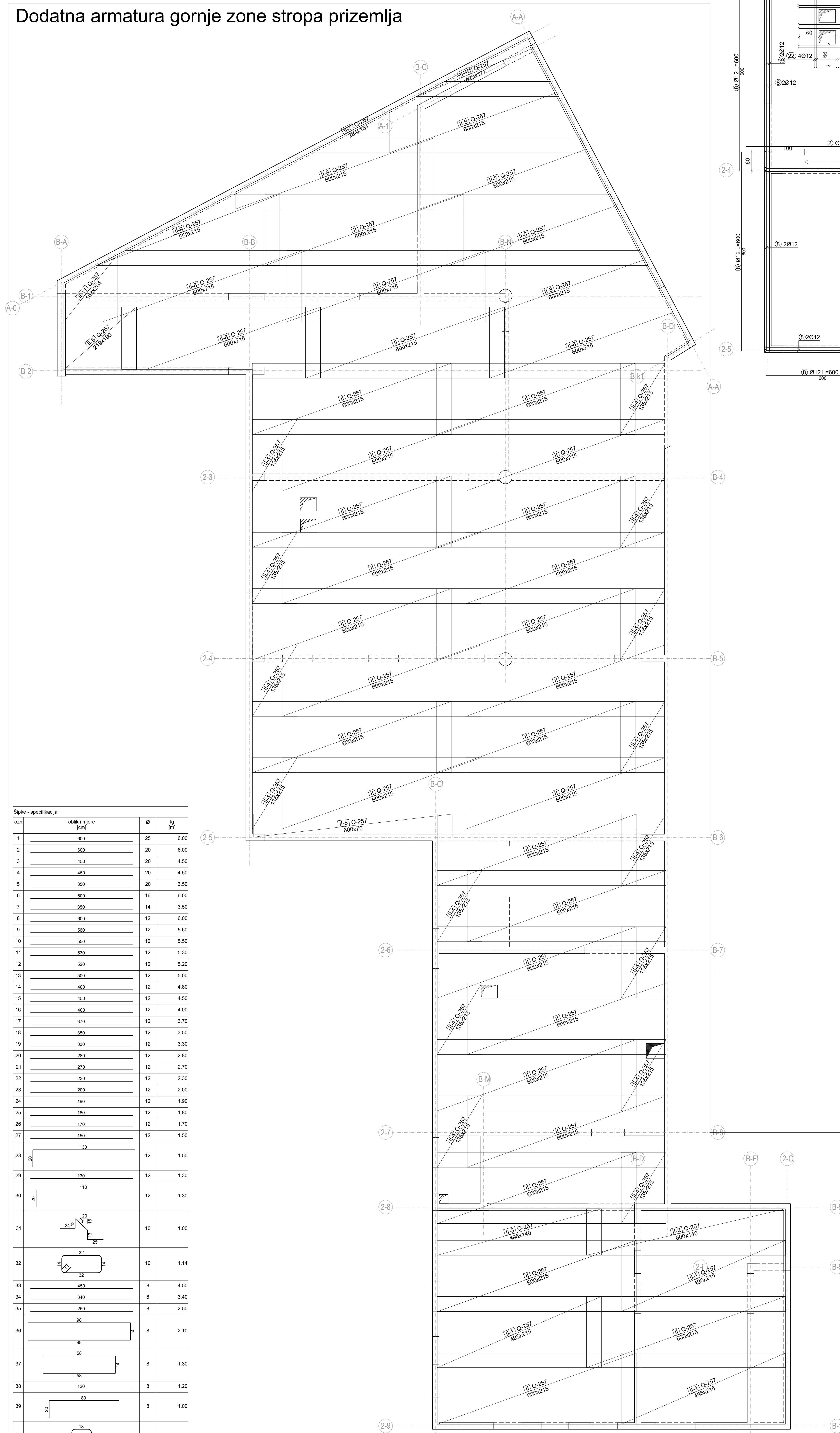
- Overall height: 22
- Top flange height: 10
- Bottom flange height: 15
- Bottom flange width: 20
- Part numbers: II Q-257, II Q-335
- Bottom flange thickness: 8
- Bottom flange diameter: 4









































1:25

Osnovna armatura gornje zone stropa prizemlja



Dodatna armatura gornje zone stropa prizemlja



Tipko - specifikacija			
ozn.	oblik i mjere [mm]	Ø	lg [mm]
1		25	6,00
2		20	6,00
3		20	4,50
4		20	4,50
5		20	3,50
6		16	6,00
7		14	3,50
8		12	6,00
9		12	5,00
10		12	5,50
11		12	5,30
12		12	5,20
13		12	5,00
14		12	4,80
15		12	4,50
16		12	4,00
17		12	3,70
18		12	3,50
19		12	3,30
20		12	2,80
21		12	2,70
22		12	2,30
23		12	2,00
24		12	1,90
25		12	1,80
26		12	1,70
27		12	1,50
28		12	1,50
29		12	1,30
30		12	1,30
31		10	1,00
32		10	1,14
33		8	4,50
34		8	3,40
35		8	2,50
36		8	2,10
37		8	1,30
38		8	1,20
39		8	1,00
40		8	0,86

**NAPOMENA!**  
Preklop mreža min. 45 cm.

Prema planu oplate dostavljenom:  
29.01.2026.



Klasa betona	C25/30
Armatura	B500B
Zaštitni sloj betona	3,0 cm

Priloga lista armature :

**D1 - 200 - PRIZEMLJE - PLOČA**

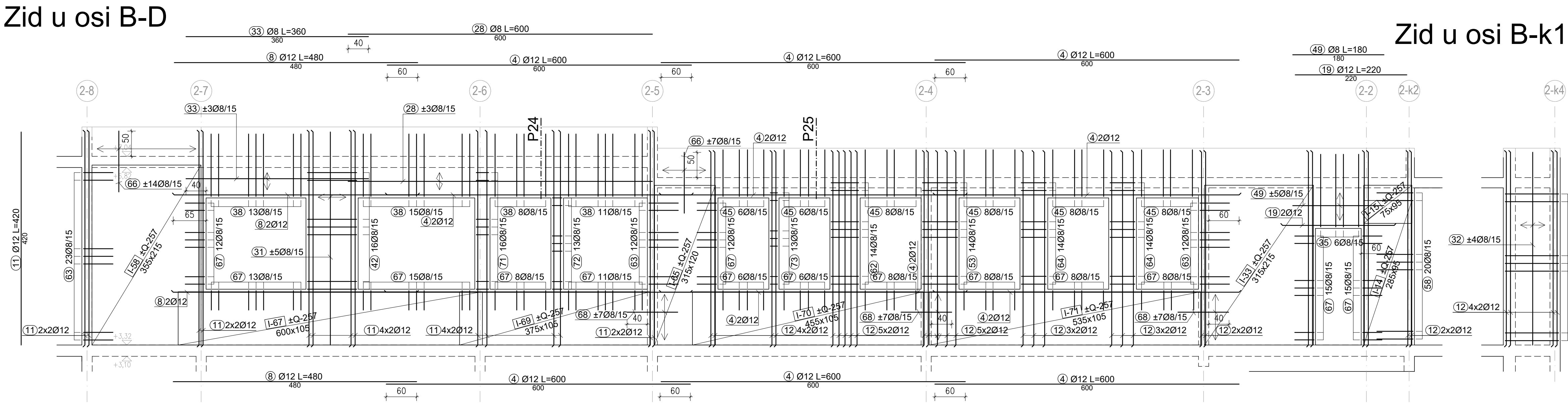
INVESTITOR:	LICKO-SENJSKA ŽUPANIJA, Dr. Franje Tuđmana 4, Gospić 081 4774800/2	GL. PROJEKTANT:	Jurica Hejdarović, dipl.ing. arh.
GRAĐEVINA:	POSREDOVAČKA OGROVNOSTIČKA GRAĐEVINA ANTUNA KUDERNA MATOŠA U NOVOM KULINU 178300, ko. Novog	PROJEKTANT:	Branimir Kurjančić, mag.ing. aedif.
		IZRAĐIO:	Sljiva Petrović, mag.ing. aedif.
SADRŽAJ:	DILATACIJA 1. POZ - 200 - PRIZEMLJE Apsolutno slobodno počin konstrukcija armatura	DATUM:	14-15/25 Siječanj 2026. MJ: 1
		NACRT BR:	20-20 - PRIZEMLJE, 1:50



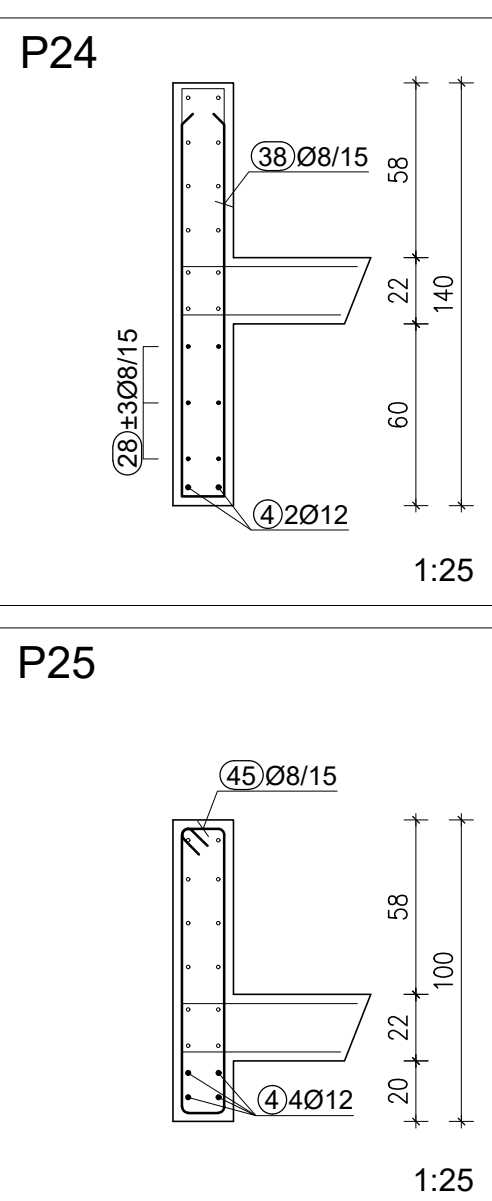




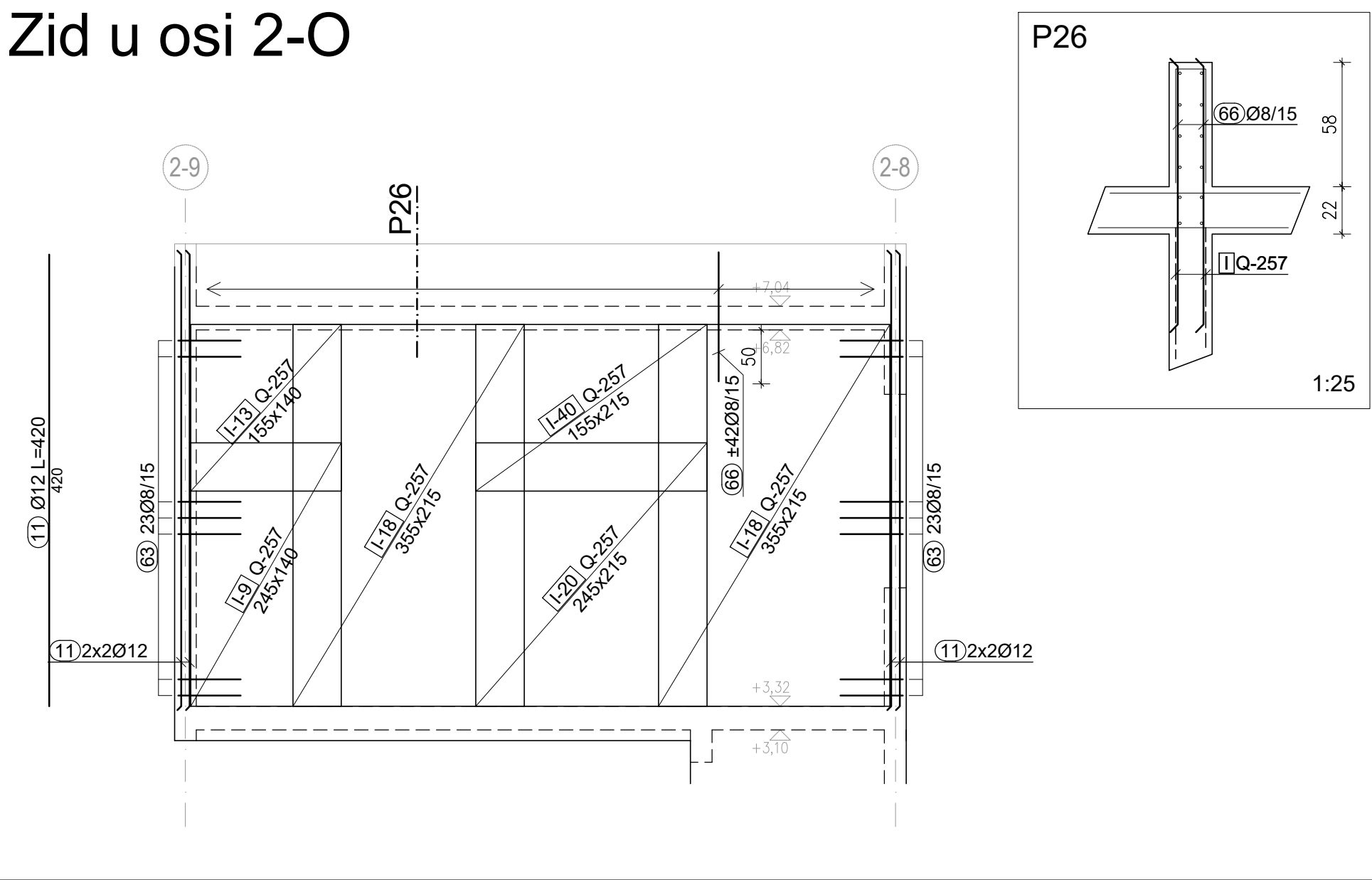
Zid u osi B-D



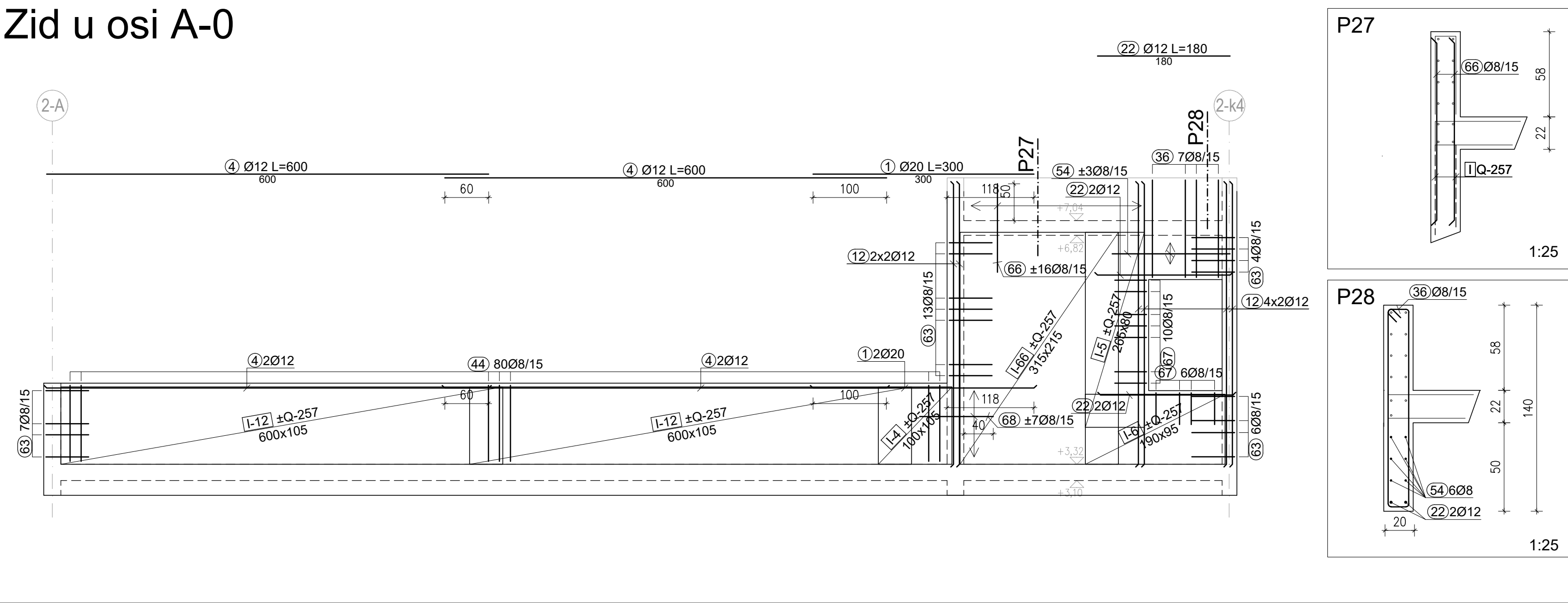
Zid u osi B-k1



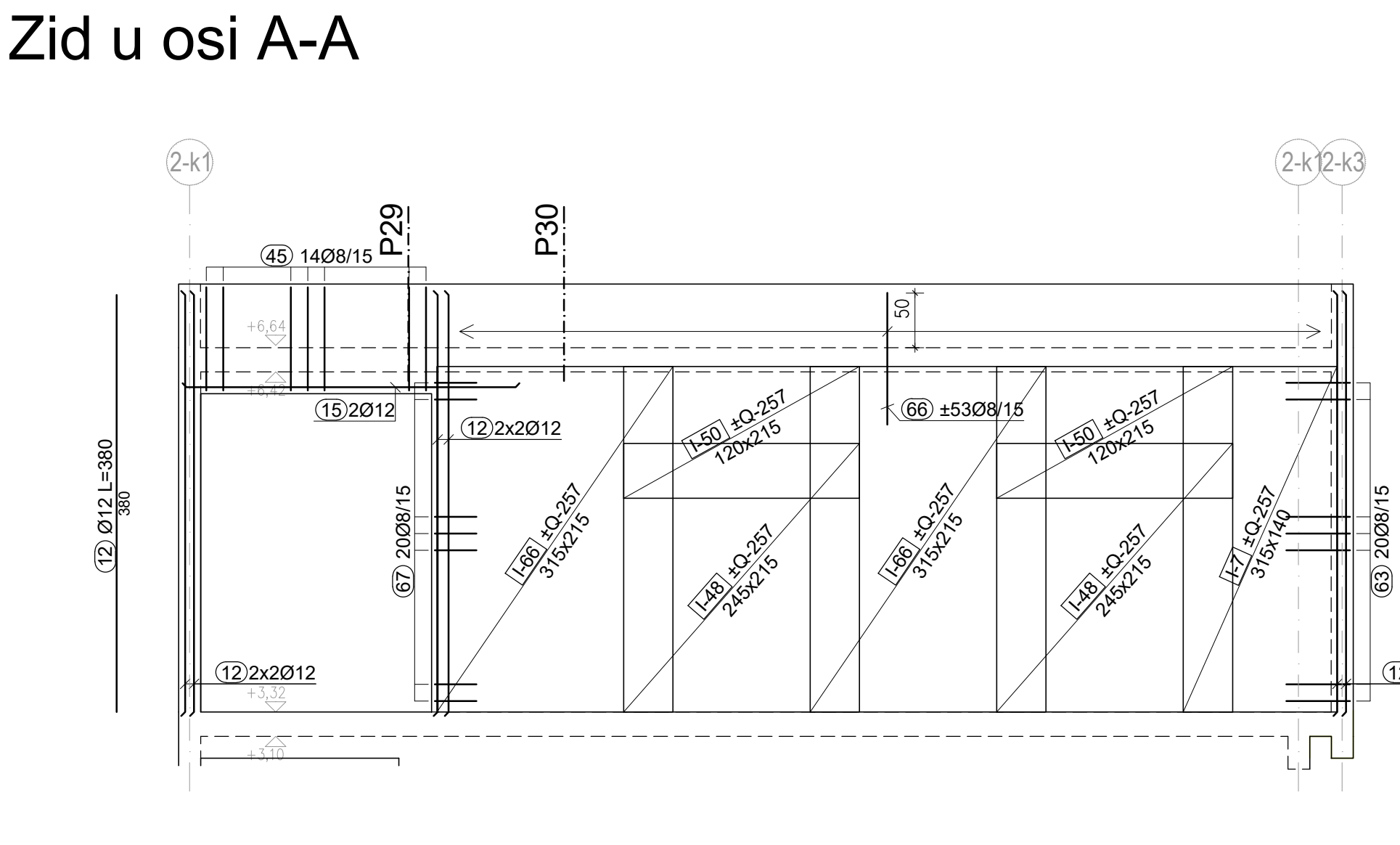
Zid u osi 2-O



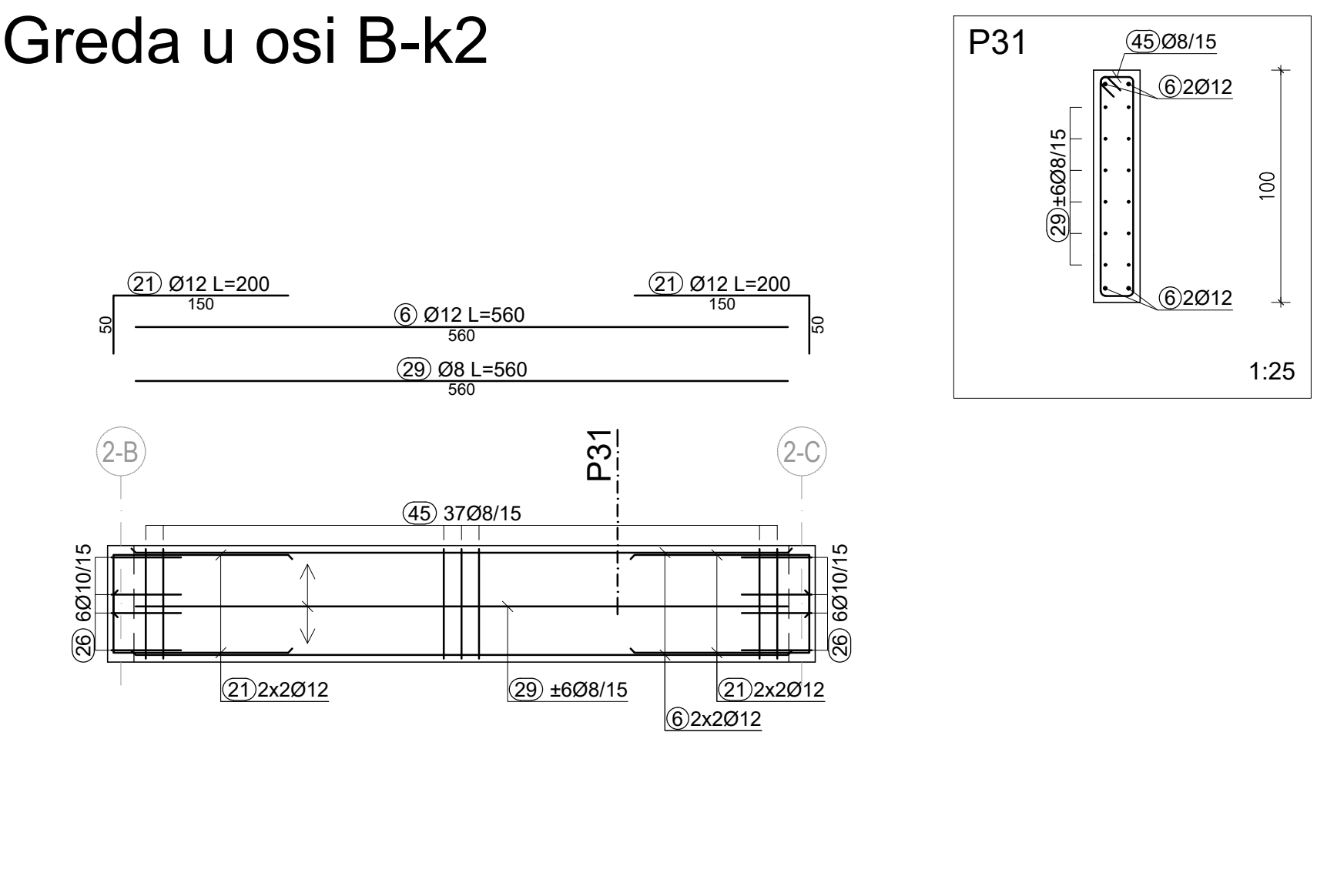
Zid u osi A-0



Zid u osi A-A



Greda u osi B-k2



Šipke - specifikacija			
ozn	oblik i mjere [cm]	Ø	lg [m]
1	300	20	3.00
2	350	16	3.50
3	200	16	2.20
4	600	12	6.00
5	580	12	5.80
6	560	12	5.60
7	540	12	5.40
8	480	12	4.80
9	450	12	4.50

Šipke - specifikacija			
ozn	oblik i mjere [cm]	Ø	lg [m]
10	430	12	4.30
11	420	12	4.20
12	380	12	3.80
13	360	12	3.60
14	320	12	3.20
15	300	12	3.00
16	280	12	2.80
17	270	12	2.70
18	240	12	2.40
19	220	12	2.20
20	200	12	2.00


Šipke - specifikacija			
ozn	oblik i mjere [cm]	Ø	lg [m]
21	150	12	2.00
22	180	12	1.80
23	65	12	1.40
24	120	12	1.20
25	94	10	2.38

Šipke - specifikacija			
ozn	oblik i mjere [cm]	Ø	lg [m]
26	58	10	1.40
27	60	10	1.38
28	600	8	6.00
29	560	8	5.60
30	540	8	5.40
31	420	8	4.20
32	380	8	3.80

Šipke - specifikacija			
ozn	oblik i mjere [cm]	Ø	lg [m]
33	360	8	3.60
34	300	8	3.00
35	143	8	3.00
36	143	8	3.14
37	134	8	2.70

NAPOMENA!  
Preklap mreža min. 45 cm.

Prema planu oplate  
dostavljenom: 07.08.2025.

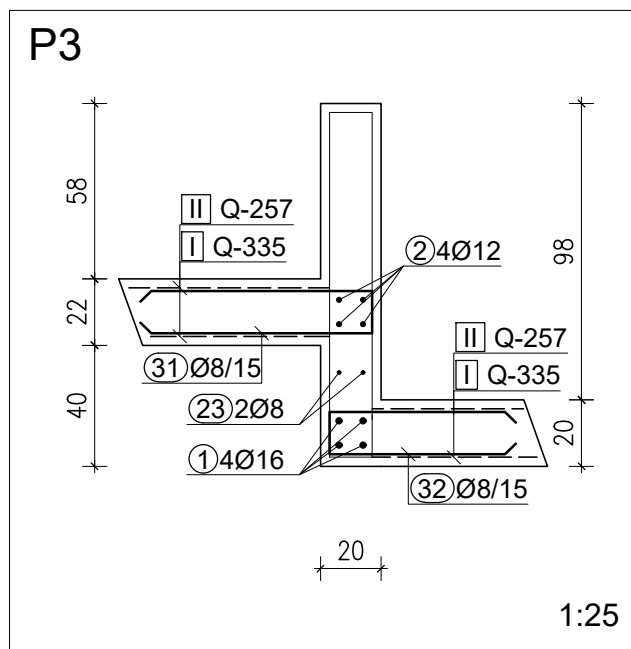
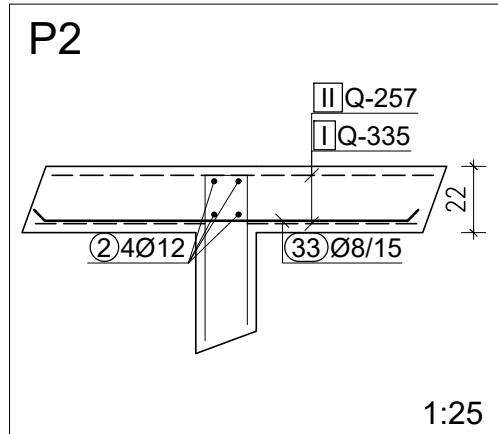
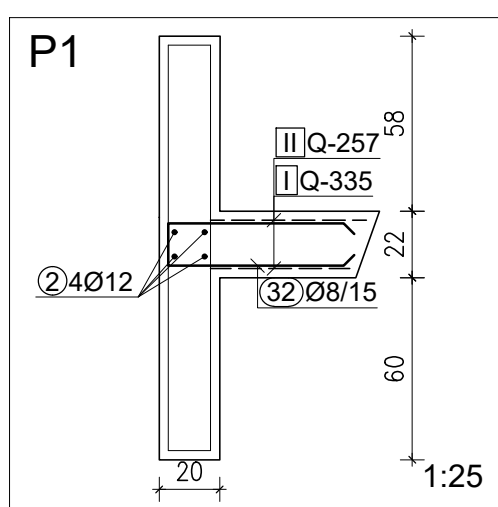


Klasa betona	C25/30
Armatura	B500B
Zaštitni sloj betona	3.0 cm
Pripadajuća lista armature : D2 - 300 - 1. KAT - ZIDOV	

INVESTITOR:	LIČKO-SENJESKA ŽUPANIJA, Dr. Franje Tuđmana 4, Gospić OIB: 40774386207	GL. PROJEKTANT:	Jurica Hajdarović, dipl.ing.arh.
GRAĐEVINA:	REKONSTRUKCIJA OSNOVNOŠKOLSKIE GRAĐEVINE ANTUNA GUSTAVA MATOŠA U NOVALJI, k.o. Novoljka, k.č.br. 178352	PROJEKTANT:	Branimir Kunjašić, mag.ing.aedif.
SADRŽAJ:	DILATACIJA 1 - POZ 300 - 1. KAT Armatura zidova	IZRADIO:	Silvija Petrović, mag.ing.aedif.
		ZOP:	JH-15/25
		DATUM:	siječanj 2026.
		NACRT BR:	MJ : 1:50
			TD : 25-11
			D1 - 200 - PRIZEMLJE - 02



### Osnovna armatura donje zone stropa 1. kata



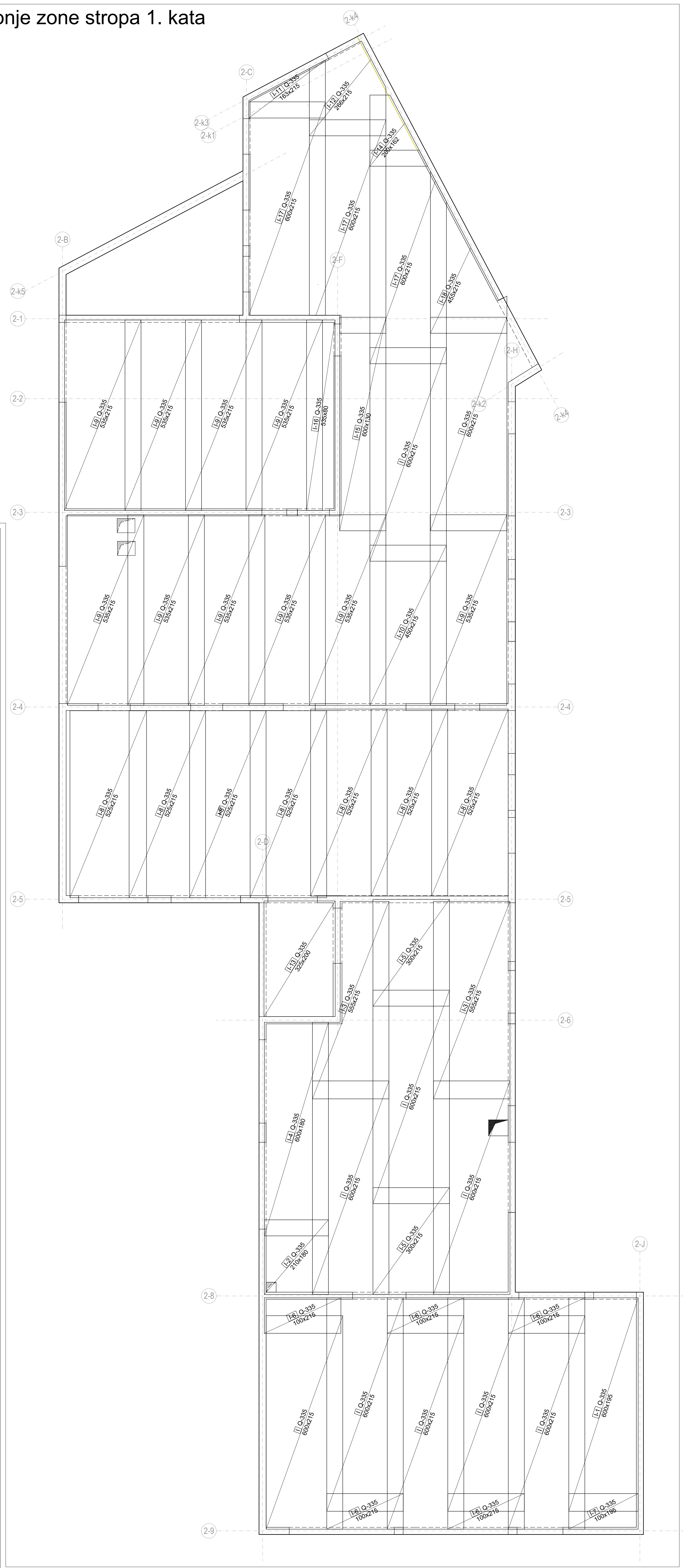
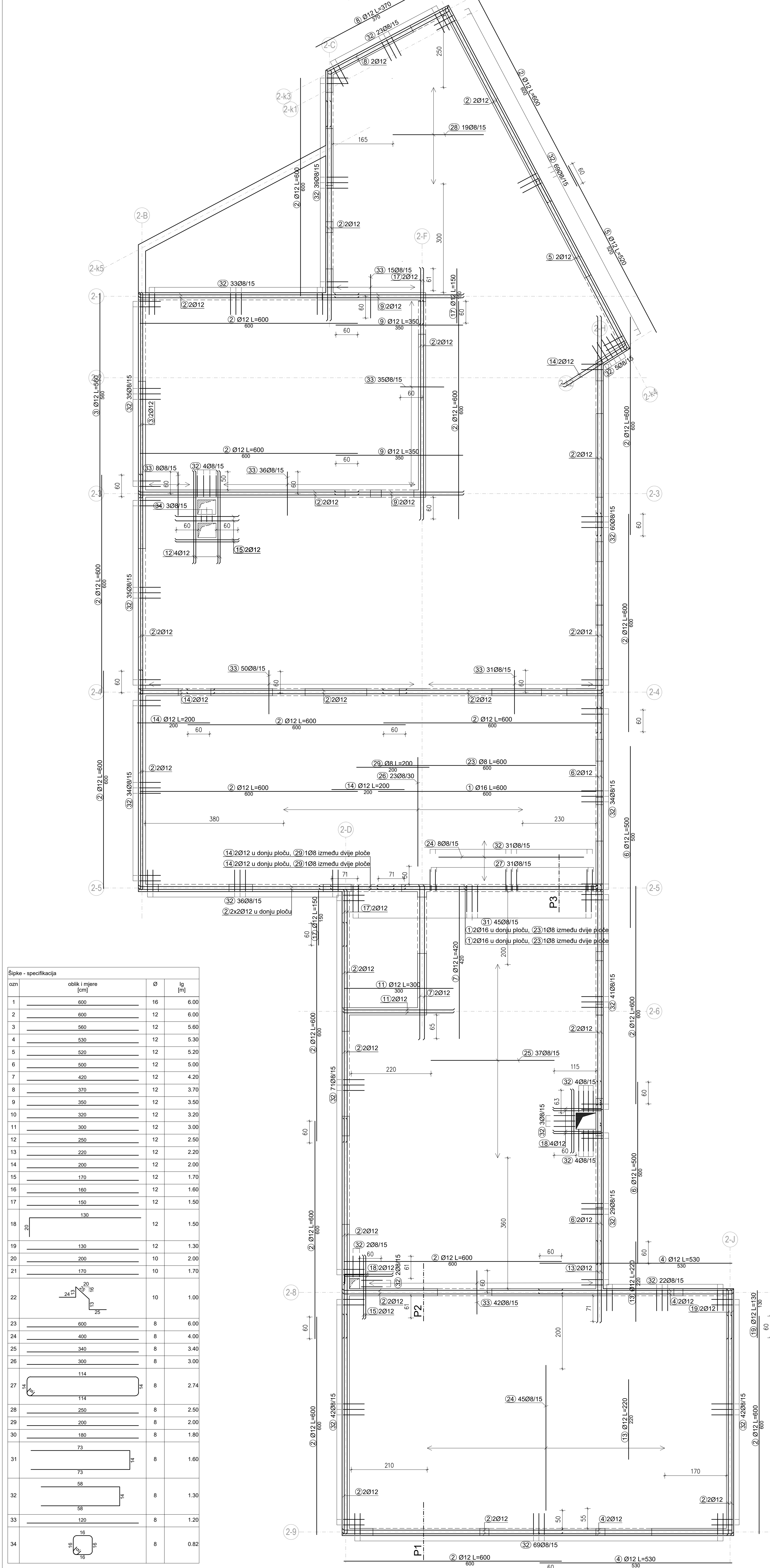
**JAHÁČI - 2 KOM / m2**



































22) 800x10

24 25

22) 800x10 L=100


$d = 22 \text{ cm}$



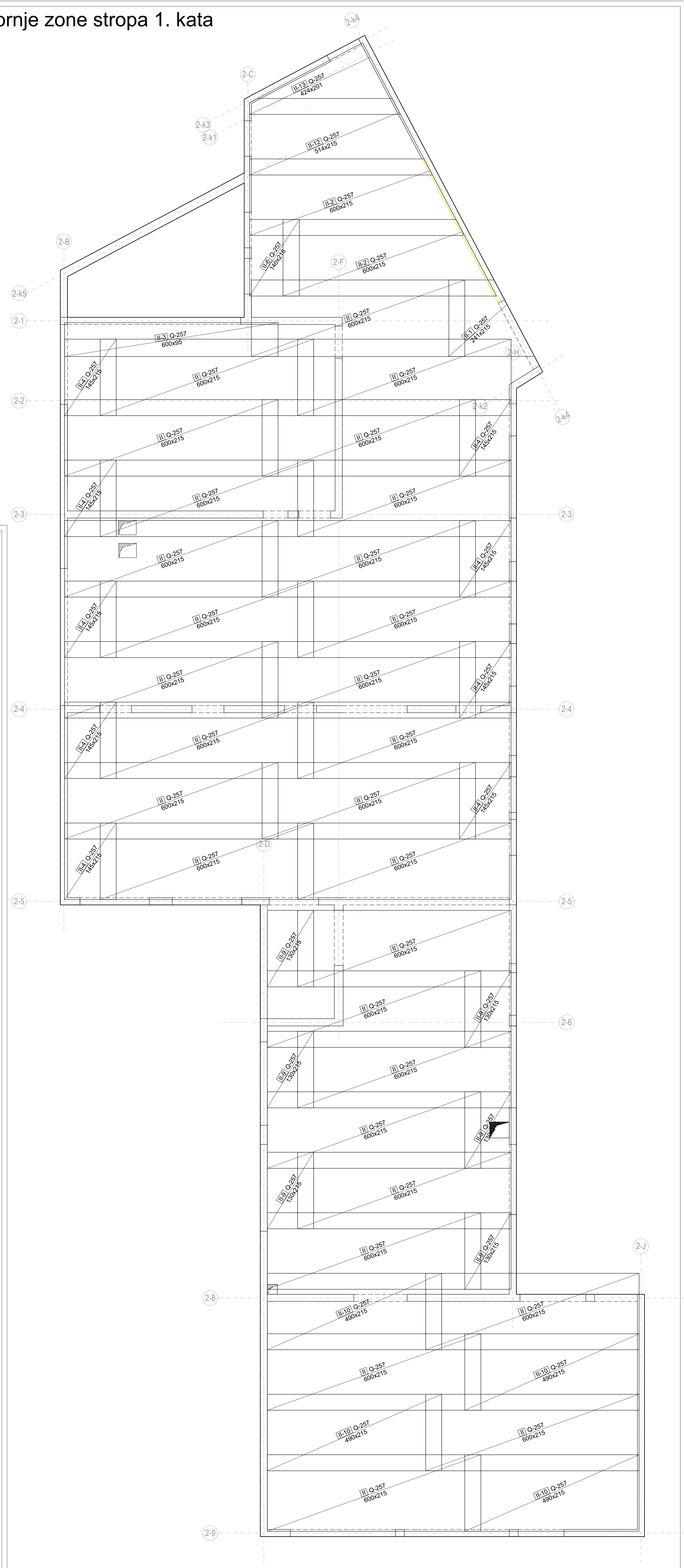
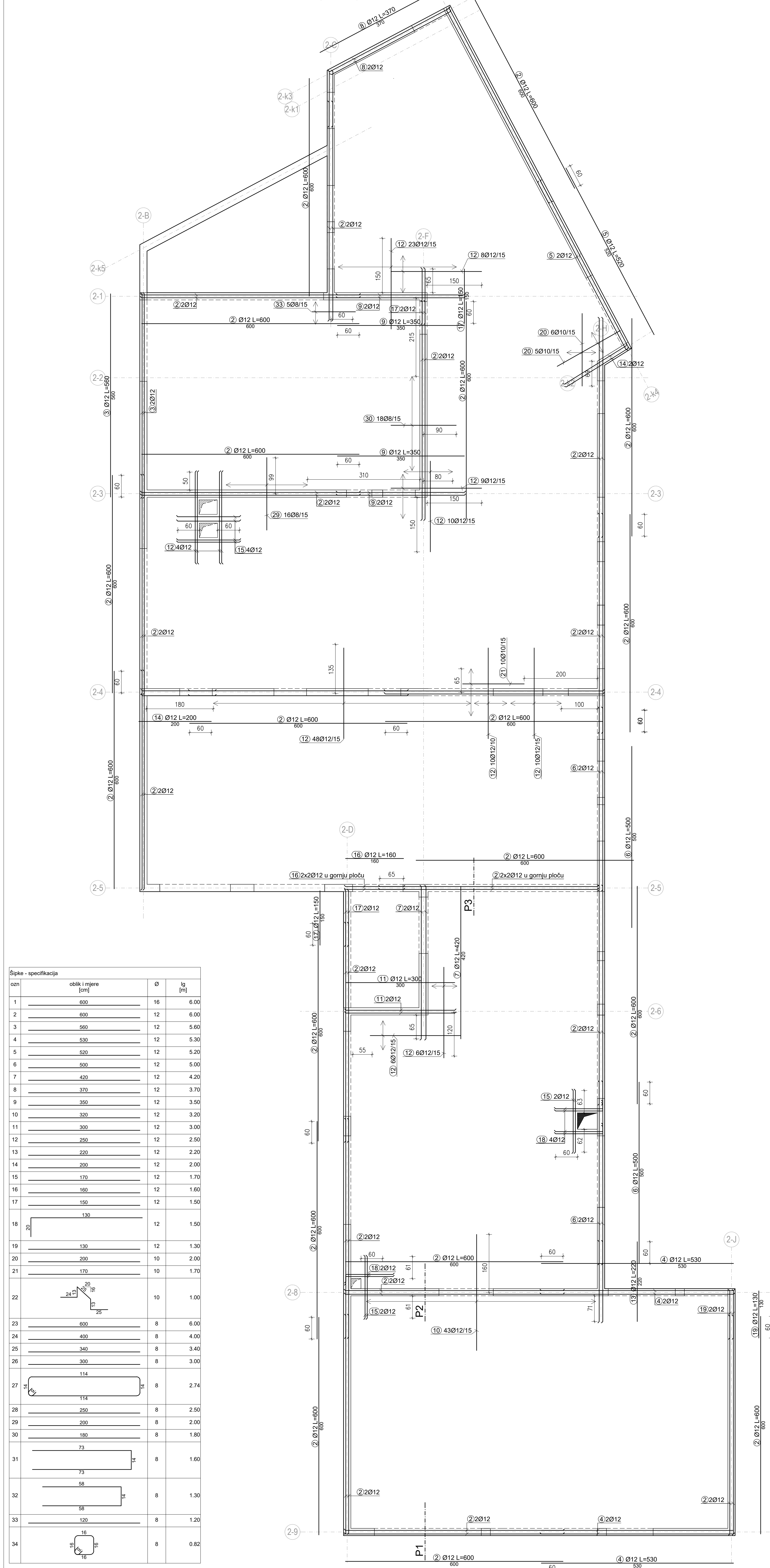
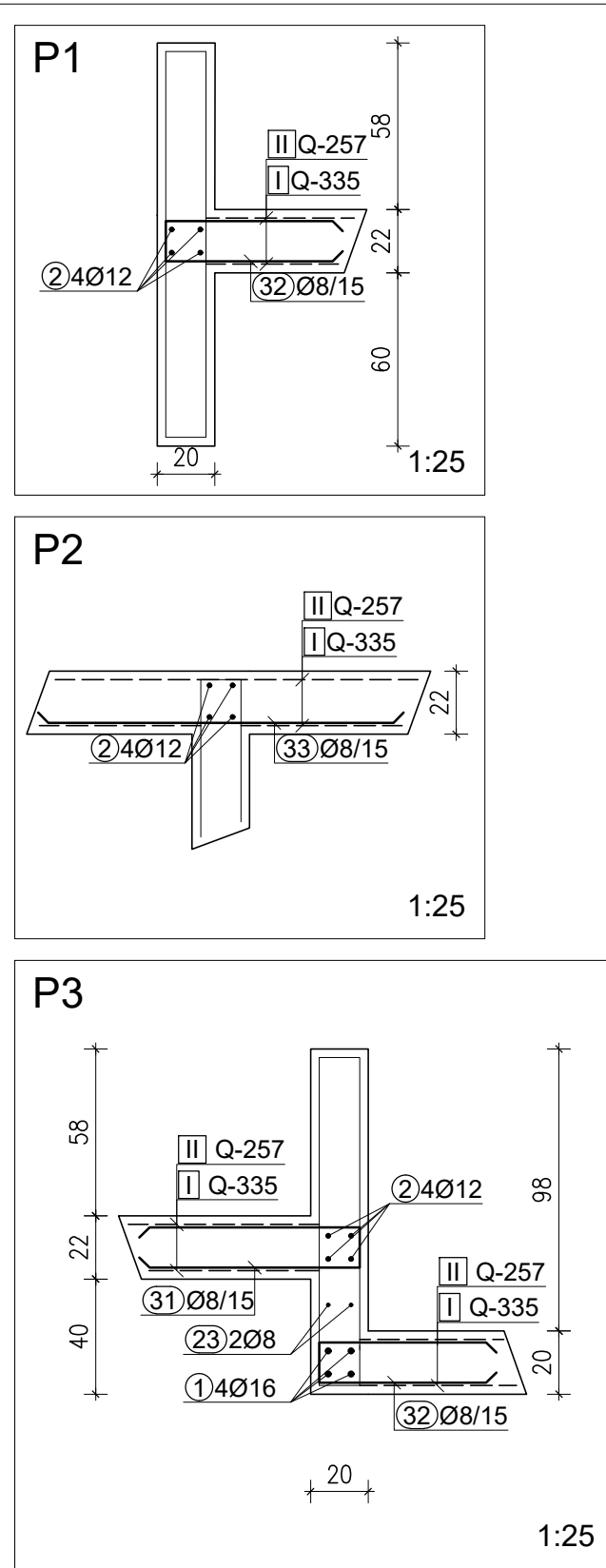
ozn. - specifikacija		Ø	lg [m]
1		16	6.00
2		12	6.00
3		12	5.60
4		12	5.30
5		12	5.20
6		12	5.00
7		12	4.20
8		12	3.70
9		12	3.50
10		12	3.20
11		12	3.00
12		12	2.50
13		12	2.20
14		12	2.00
15		12	1.70
16		12	1.60
17		12	1.50
18		12	1.50
19		12	1.30
20		10	2.00
21		10	1.70
22		10	1.00
23		8	6.00
24		8	4.00
25		8	3.40
26		8	3.00
27		8	2.74
28		8	2.50
29		8	2.00
30		8	1.80
31		8	1.60
32		8	1.30
33		8	1.20
34		8	0.82



























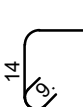




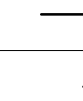


**NAPOMENA!**  
Preklop mreža min. 45 cm.

Prema planu oplate dostavljenom:  
29.01.2026.

<b>POSREDOVAČ</b> BRANIMIR KURUŠEVIĆ mag. ing. arh. Dalmatinski put 10 21000 Šibenik  <b>E 6560</b>	<b>Klasa betona</b>	<b>C25/30</b>
	<b>Armatura</b>	<b>B500B</b>
<b>Zaštiti sloj betona</b>	<b>3,0 cm</b>	
<b>Propozicija nosivosti</b>		
<b>D1 - 300 - 1. KAT - PLOČA</b>		






Spjake - specifikacija		Ø	lg (m)
ozn	oblik i mjere [cm]		
1		16	6.00
2		12	6.00
3		12	5.60
4		12	5.30
5		12	5.20
6		12	5.00
7		12	4.20
8		12	3.70
9		12	3.50
10		12	3.20
11		12	3.00
12		12	2.50
13		12	2.20
14		12	2.00
15		12	1.70
16		12	1.60
17		12	1.50
18		12	1.50
19		12	1.30
20		10	2.00
21		10	1.70
22		10	1.00
23		8	6.00
24		8	4.00
25		8	3.40
26		8	3.00
27		8	2.74
28		8	2.50
29		8	2.00
30		8	1.80
31		8	1.60
32		8	1.30
33		8	1.20
34		8	0.82

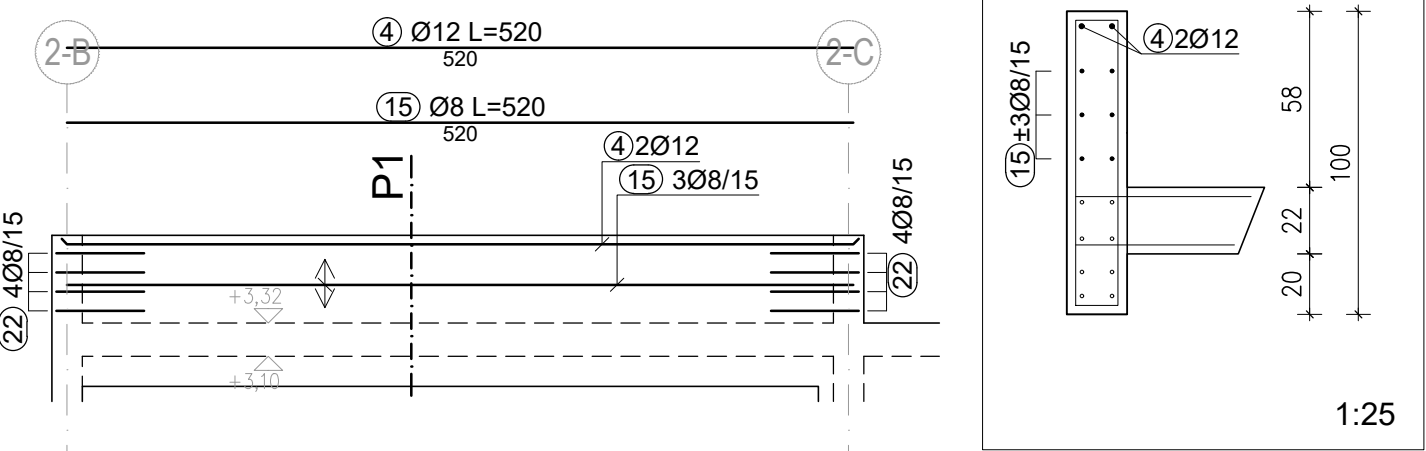
**NAPOMENA!**  
Preklop mreža min. 45 cm.

Prema planu oplate dostavljenom:  
29.01.2026.

 <p><b>BRANIMIR KUNIŠIĆ</b> mag. ing. arh.</p> <p><b>G 6560</b></p> <p>Izvršni projektant: (i s o.) Četvrtkovićeva ul. 5, Zagreb tel: 7847191/1493</p>	<p><b>Klasa betona</b> C25/30</p> <p><b>Armatura</b> B500B</p> <p><b>Zaštiti sloj betona</b> 3,0 cm</p> <p>Pripređeno lista ar.: <b>D1 - 300 - 1. KAT - PLOČA</b></p>	
	<p><b>INVESTITOR:</b> LUKO-SINJELICA ŽUPANIJA, ul. Franje Tuškara 6, Gospić tel: 047439807</p>	<p><b>GL. PROJEKTANT:</b> Jurica Hajdarović, dipl.ing. arh.</p>
	<p><b>GRAĐEVINA:</b> GOSPIĆKI ŽUPANIJSKI VEŠTAČKI I POSREDOVAČKI POSREDOVANJE U PROMETU NEPOKRETNOSTI POSREDOVANJE U PROMETU NEPOKRETNOSTI</p>	<p><b>PROJEKTANT:</b> Branimir Kunišić, mag. ing. arh.</p>
	<p><b>SADRŽAJ:</b> DIZAJN GATA 1 - POZ. 300 - 1. KAT Armatura ploče</p>	<p><b>IZOŠTO:</b> ŠAR 102</p> <p><b>DATUM:</b> 16. rujna 2017.</p> <p><b>NACRT BR:</b> D1 - 300 - 1. KAT - 04</p>

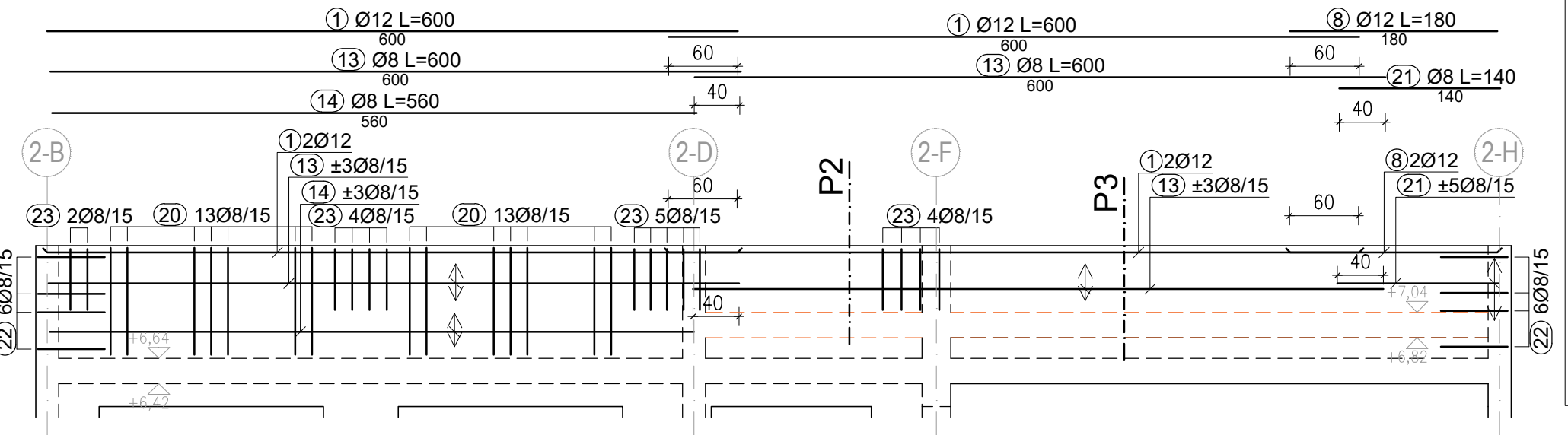


Atika u osi B-1



P1

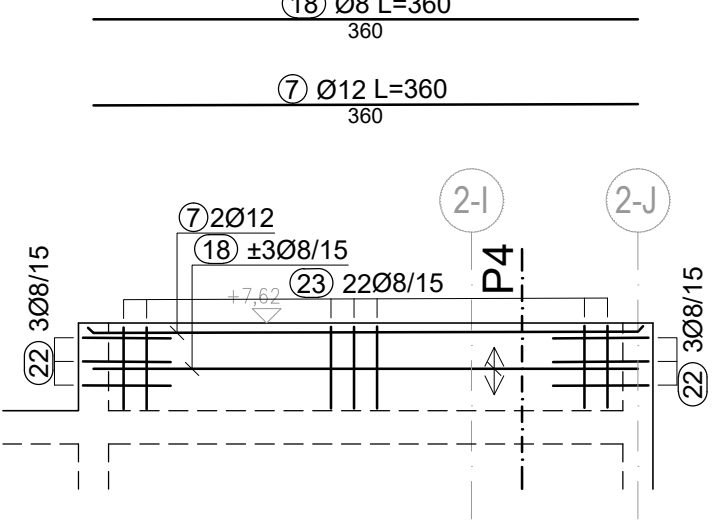
Atika u osi B-6



P2

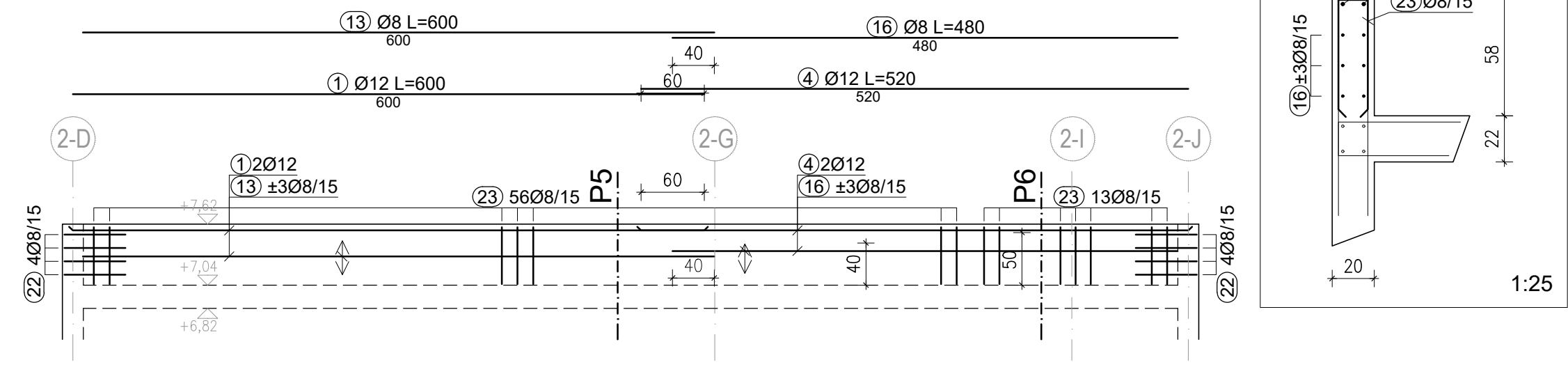
P3

Atika u osi B-9



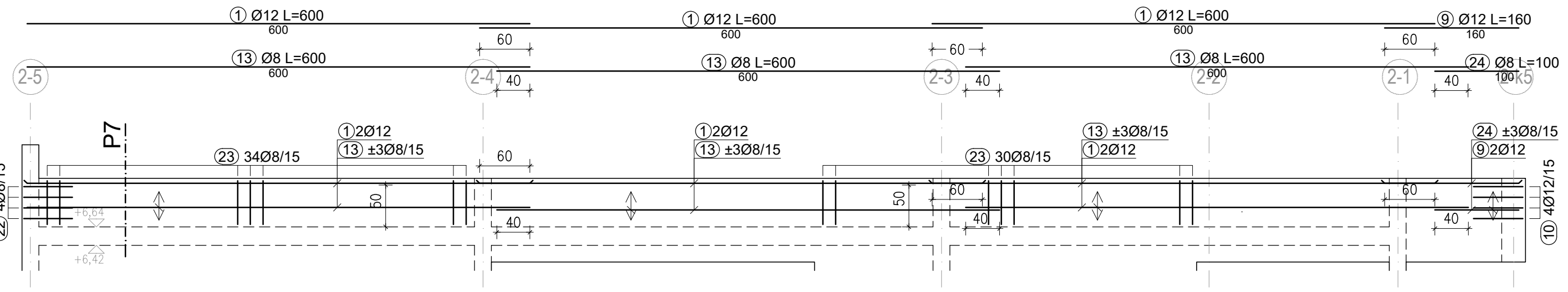
P4

Atika u osi B-10



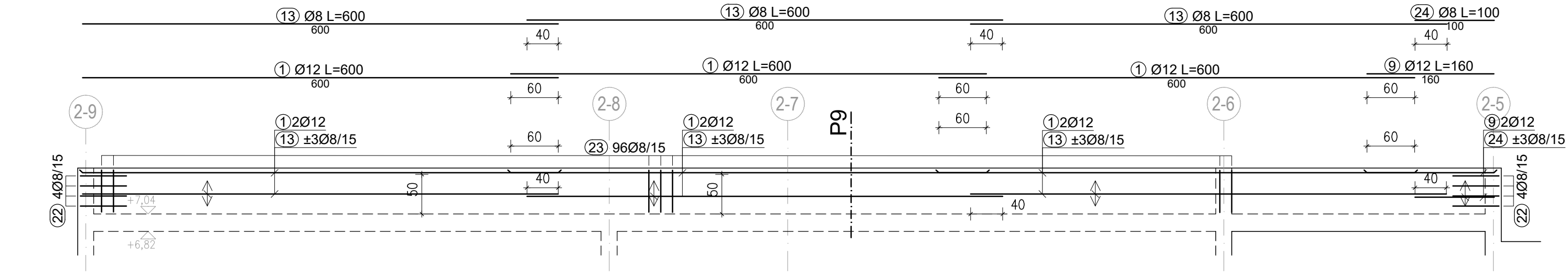
P6

Atika u osi B-B



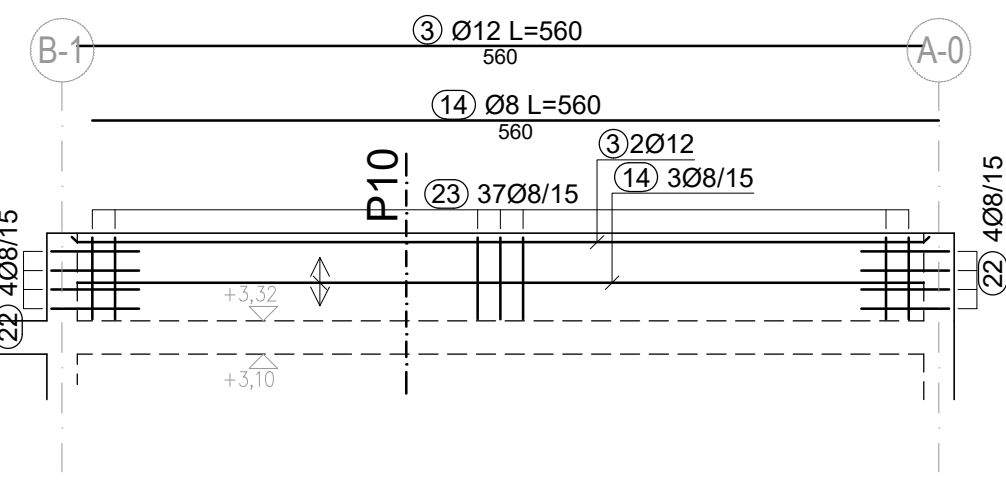
P7

Atika u osi B-C'



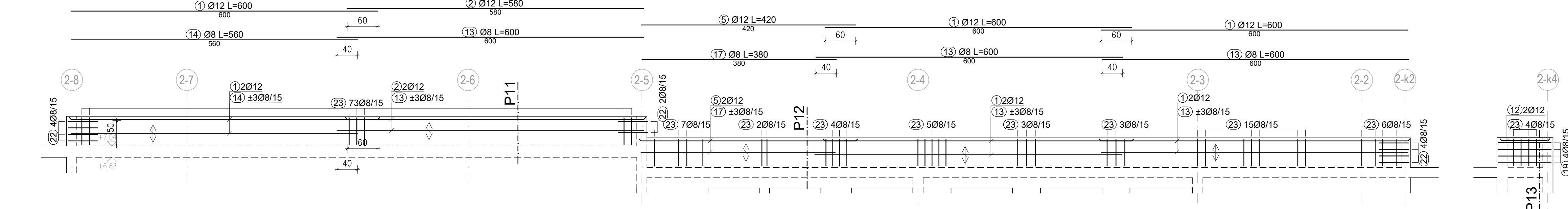
P9

Atika u osi B-C



P10

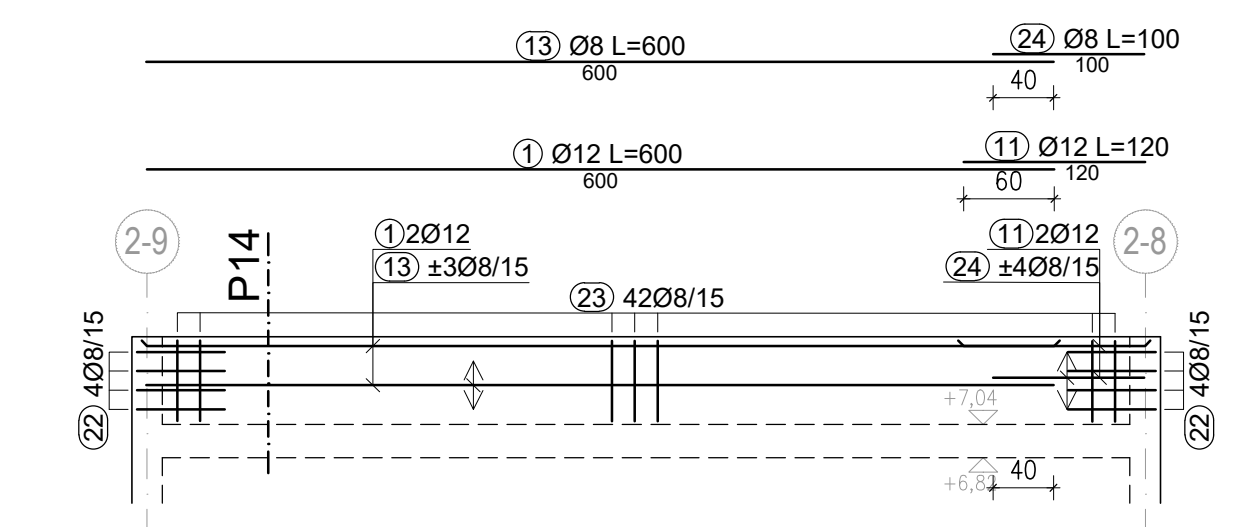
Atika u osi B-D



Atika u osi B-k1

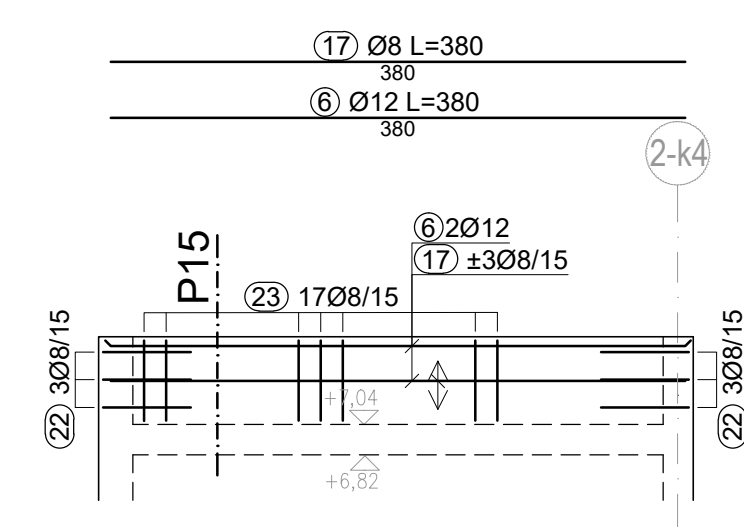
P13

Atika u osi B-0



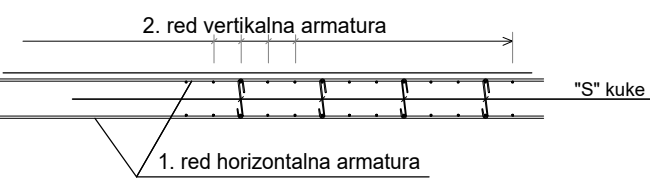
P14

Atika u osi A-0



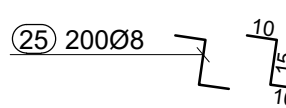
P15

Detalj učvršćenja armature "S" kukama



"S" KUKE

Zid d=20 cm



Šipke - specifikacija				
ozn	oblik i mjere [cm]	Ø	lg [m]	
1	600	12	6.00	
2	580	12	5.80	
3	560	12	5.60	
4	520	12	5.20	
5	420	12	4.20	
6	380	12	3.80	
7	360	12	3.60	
8	180	12	1.80	
9	160	12	1.60	
10	65	12	1.40	
11	120	12	1.20	
12	90	12	0.90	

Šipke - specifikacija				
ozn	oblik i mjere [cm]	Ø	lg [m]	
13	600	8	6.00	
14	560	8	5.60	
15	520	8	5.20	
16	480	8	4.80	
17	380	8	3.80	
18	360	8	3.60	
19	103	8	2.48	
20	92	8	1.98	
21	140	8	1.40	

Šipke - specifikacija				
ozn	oblik i mjere [cm]	Ø	lg [m]	
22	58	8	1.30	
23	52	8	1.18	
24	100	8	1.00	
25	10	8	0.35	

Prema planu oplata dostavljenom:  
29.01.2026.

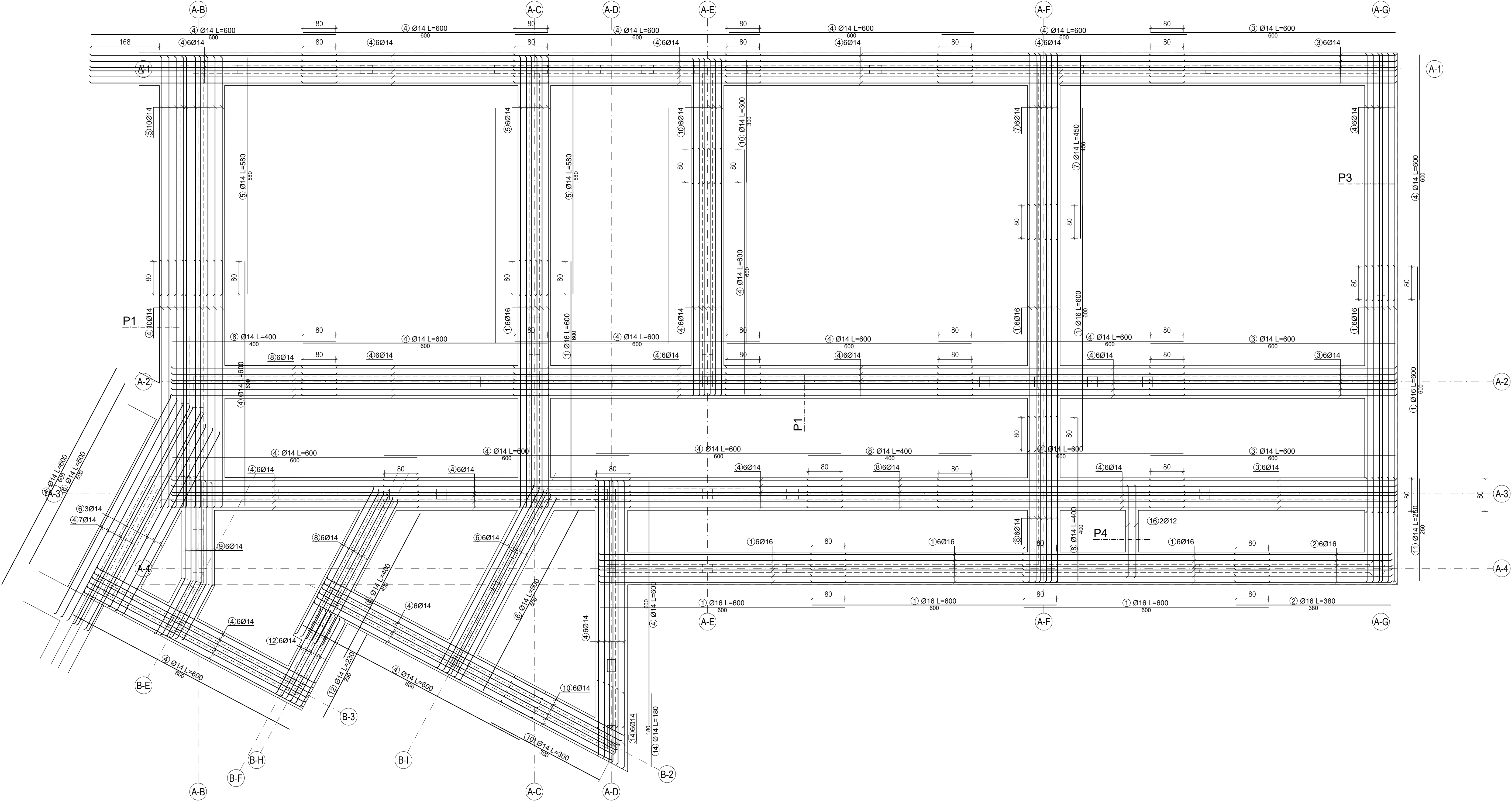


Klasa betona	C25/30
Armatura	B500B
Zaštitni sloj betona	3.0 cm
D1 - 400 - ATIKA	

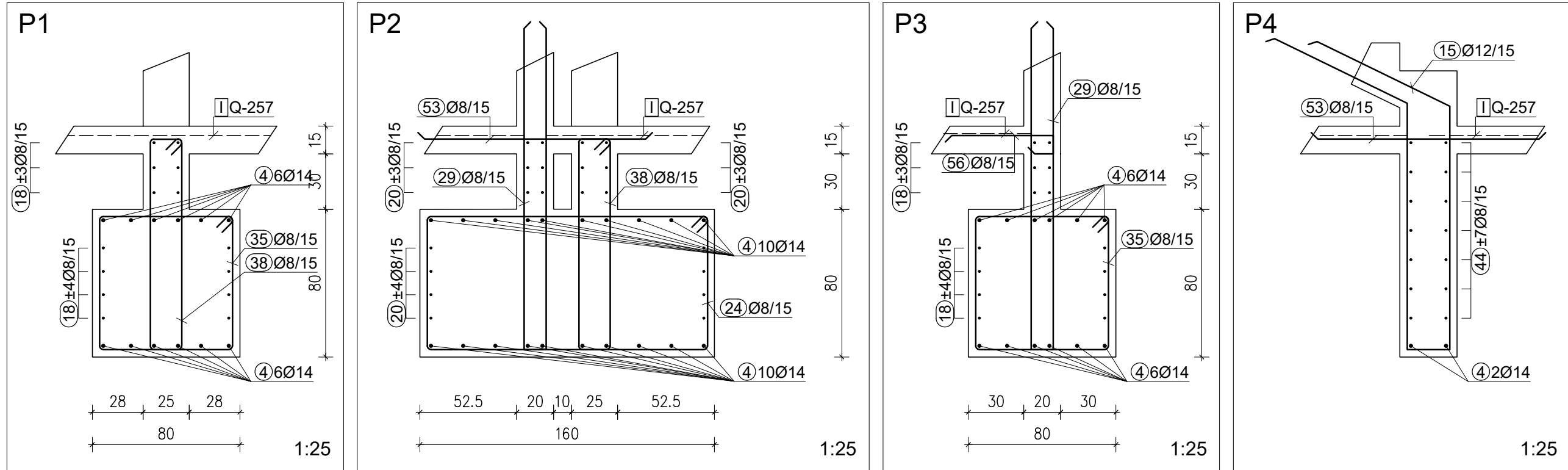
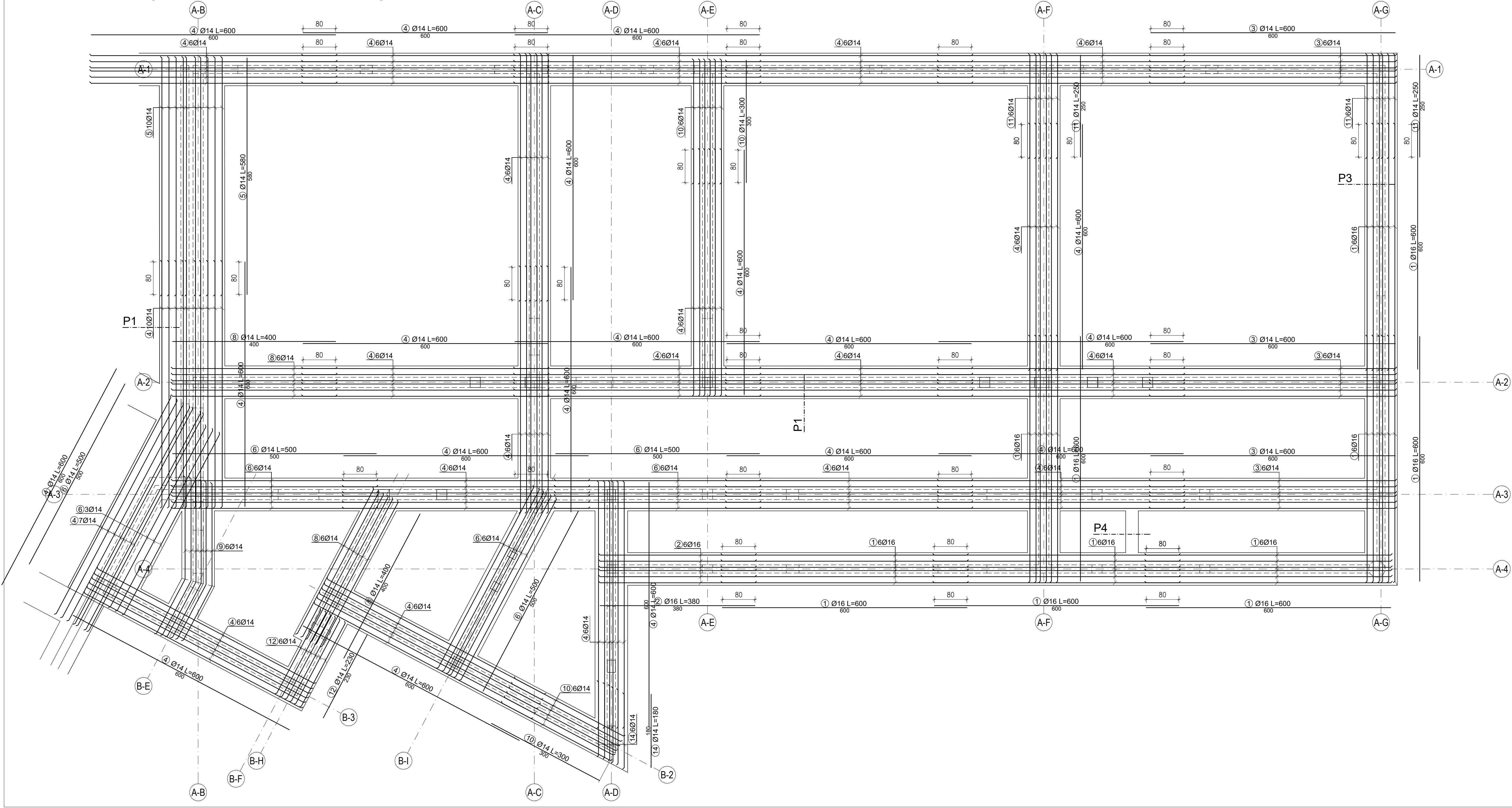
INVESTITOR:	LIČKO-SENJESKA ŽUPANIJA, Dr. Franje Tuđmana 4, Gospić OIB: 40774389207	GL. PROJEKTANT:	Jurica Hajdarović, dipl.ing.arh.
GRAĐEVINA:	REKONSTRUKCIJA OSNOVNOŠKOLSKIE GRAĐEVINE ANTUNA GUSTAVA MATOŠA U NOVALJI, k.o. Novoljka, k.č.br. 178/352	PROJEKTANT:	Branimir Kunjašić, mag.ing.aedif.
SADRŽAJ:	DILATACIJA 1 - POZ - 400 - ATIKA Armatura atike	IZRADILA:	Silvija Petrović, mag.ing.aedif.
		ZOP:	JH-15/25
		DATUM:	siječanj 2026. MJ: 1:50
		NACRT BR:	D1 - 400 - ATIKA - 01




Armatura donje zone trakastih temelja



Armatura donje zone trakastih temelja



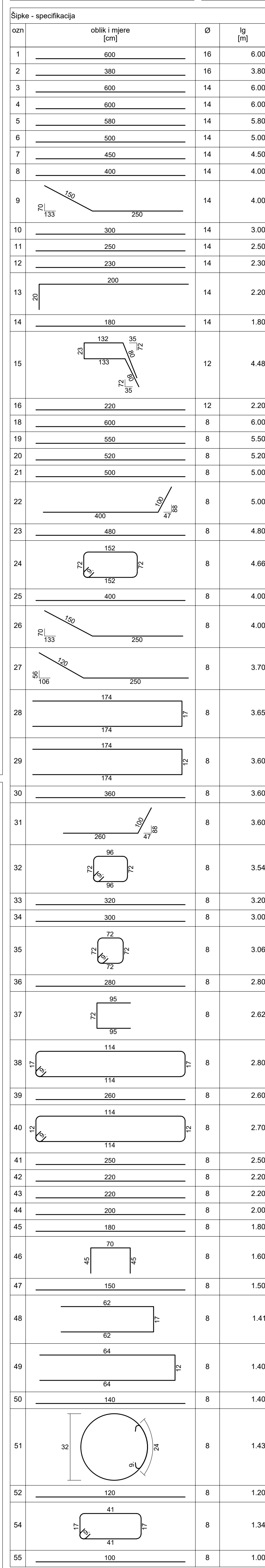
Ø	lg	Ø	lg
1	6.00	16	6.00
2	3.80	16	3.80
3	6.00	14	6.00
4	6.00	14	6.00
5	5.80	14	5.80
6	5.00	14	5.00
7	4.50	14	4.50
8	4.00	14	4.00
9	14	14	4.00
10	300	14	3.00
11	250	14	2.50
12	230	14	2.30
13	200	14	2.20
14	180	14	1.80
15	132	12	4.48
16	220	12	2.20
17	600	8	6.00
18	550	8	5.50
19	520	8	5.20
20	500	8	5.00
21	400	8	4.00
22	480	8	4.80
23	152	8	4.66
24	400	8	4.00
25	174	8	3.85
26	174	8	3.80
27	360	8	3.60
28	260	8	2.60
29	320	8	3.20
30	300	8	3.00
31	72	8	3.06
32	280	8	2.80
33	96	8	2.62
34	114	8	2.80
35	114	8	2.70
36	250	8	2.50
37	220	8	2.20
38	220	8	2.20
39	200	8	2.00
40	180	8	1.80
41	70	8	1.60
42	150	8	1.50
43	62	8	1.41
44	64	8	1.40
45	140	8	1.40
46	41	8	1.34
47	100	8	1.00

Podpis izdavača <b>BRANILAC KOMORA INŽENJERA GRAĐEVINARSTVA</b> <b>Branimir Kunjašić</b> mag. ing. arh. i Ovlašten za izdavanje		Klasa betona <b>C25/30</b>
		Armatura <b>B500B</b>
<b>G 6650</b>		Zaštitni sloj betona <b>4,0 cm</b>
Pripređeno prema: <b>brancin projektiranje i d.o.o.</b> Crikvenička ulica 2a, Zagreb OIB: 75447951609		

INVESTITOR:	LIČKO-SENJENSKA ŽUPANIJA, Dr. Franje Tuđmana 4, Gospić OIB: 40774599207	GL. PROJEKTANT:	Jurica Hajdarović, dipl.ing.arh.
GRAĐEVINA:	REKONSTRUKCIJA OSNOVNOŠKOLSKE GRAĐEVINE ANTUNA GUŠTAVA MATOJEVIĆA U NOVIJELI, k.b.izl. 178352, k.o. Novjela	PROJEKTANT:	Branimir Kurjašić, mag.ing.aedif.
SADRŽAJ:	DILATACIJA 2 - POZ. - 100 - TEMELJ I Armatura gornje i donje zone temelja	IZRAĐIO:	Branimir Kurjašić, mag.ing.aedif.
		ZOP :	LIJ-15/25 TD : 25-11
		DATUM :	rijetanj 2020. MJ : 1:50
		NACRT BR:	D2 - 100 - TEMELJ - 01

Prema planu oplate dostavljenom:  
29.01.2026.



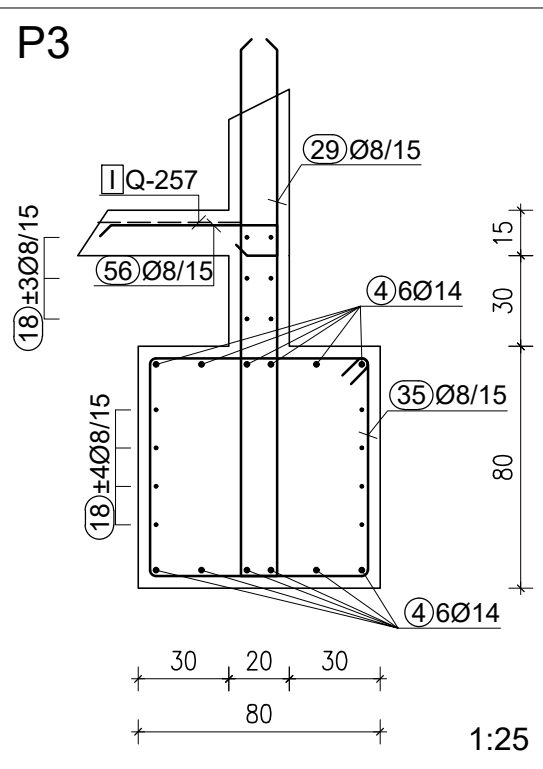
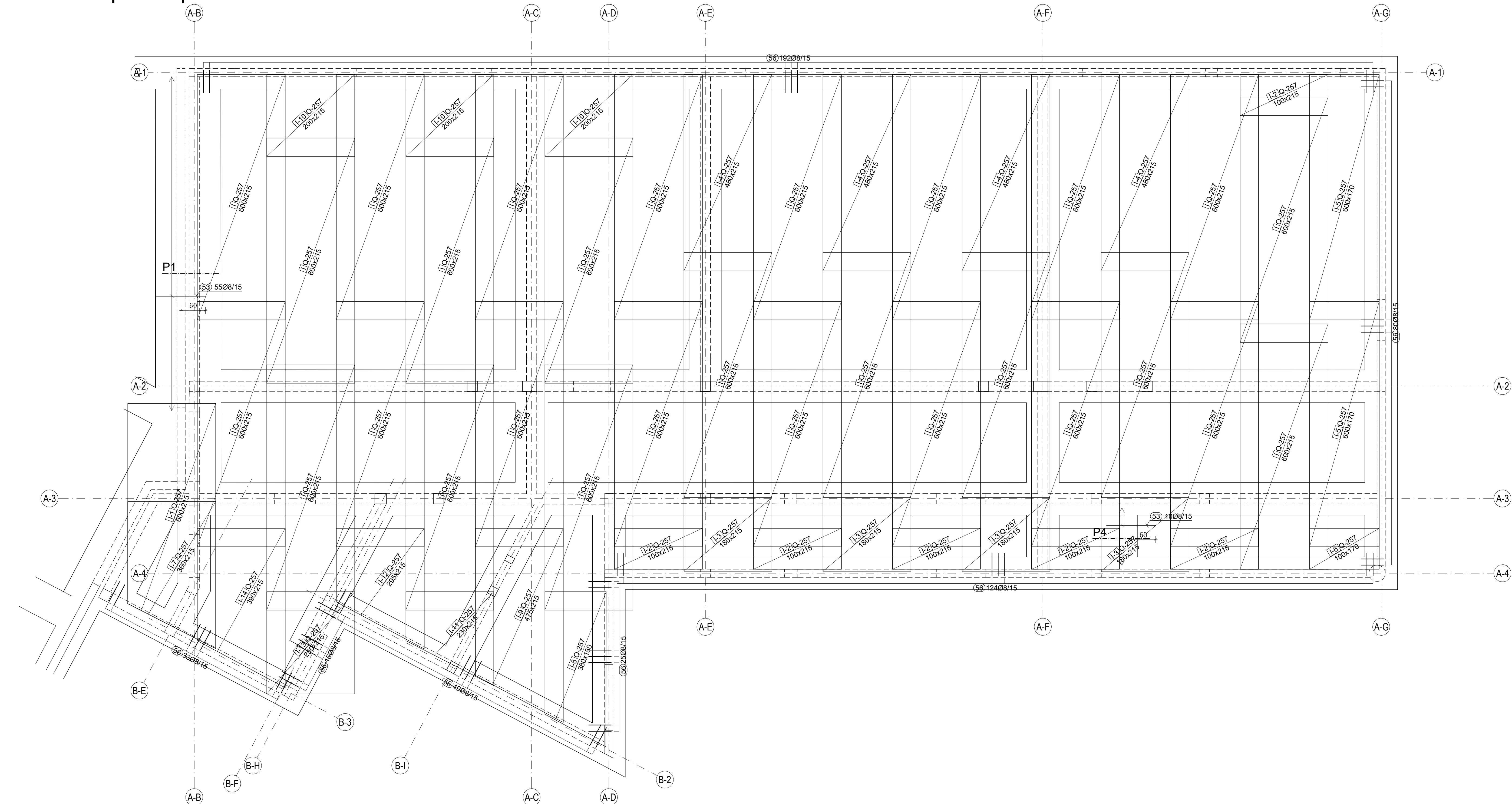


INVESTITOR:	LJČKO-BENESKEJA ZUPANIJA Dr. Franje Tuđmana 4, Gospić OB: 4073478602	GL. PROJEKTANT:	Jurica Hajarović, dipl.ing.arh.
GRAĐEVINA:	REKONSTRUKCIJA I PROMJENA NAMJENE GRAĐEVINE ANTUNA GUTUŠA MAŠKA U OBLASTI LJ. DR. FRANJE TUĐMANA 4, GOSPIĆ OB: 193532, sk. Ispitnica	PROJEKTANT:	Branimir Kunjašić, mag.ing.aedif.
SADRŽAJ:	DILATACIJA 2 - POZ - 100 - TEMELJI Konstrukcijska armatura temelja	IZRAĐIO:	Branimir Kunjašić, mag.ing.aedif.
		ZAP: JH-15/25	TJ: 25-11
		objavljen 2020.	MJ: 1-50
		DATUM:	02. 10. 2020.
		NACRT BR:	02 - 100 - TEMELJI - 1

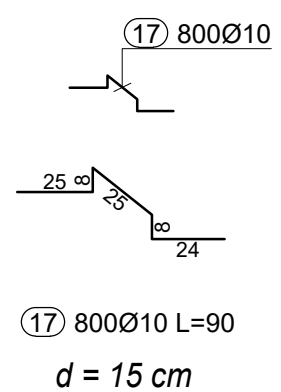
Prema planu oplate dostavljenom  
29.01.2026.

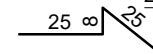




## Armatura podne ploče



*JAHAČI - 2 KOM / m2*


$$d = 15 \text{ cm}$$

Šipke - specifikacija			
ozn.	obilik i mjere [cm]	Ø	lg [m]
17		10	0.9
53		8	1.2
56		8	0.7

**NAPOMENA!**  
Preklop mreža min. 45 cm.

Prema planu oplate dostavljenom:  
29.01.2026.

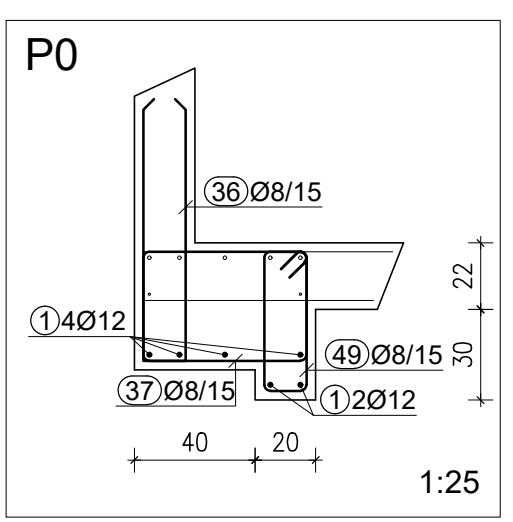
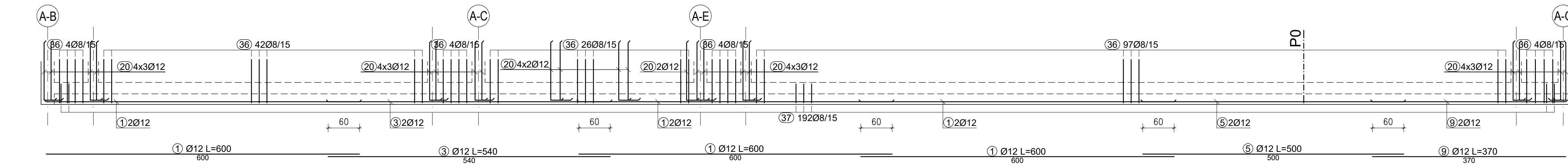


Klasa betona	C25/30
Armatura	B500B
Zaštitni sloj betona	4,0 cm
Pripadajuća lista armature :	
D2 - 100 - TEMELJI - PODNA PLOČA	

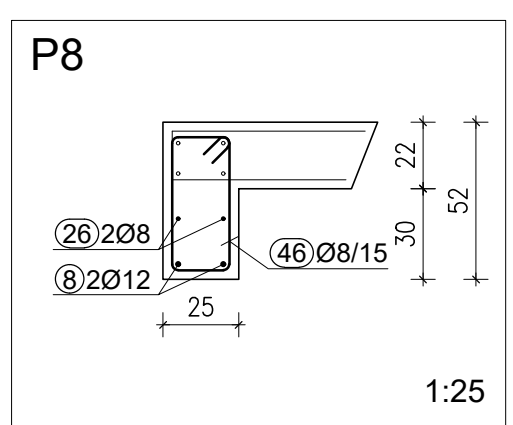
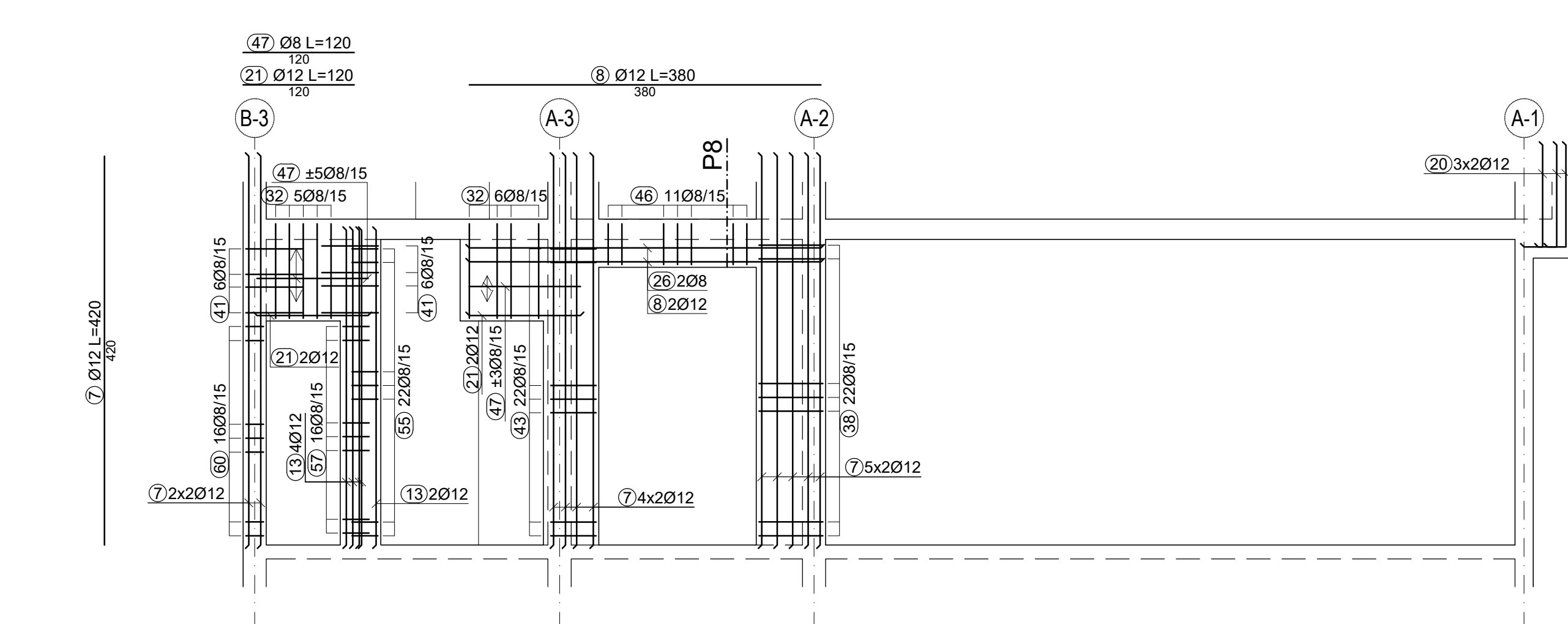
INVESTITOR:	LIČKO-SENJSKE ŽUPANIJA Dr. Franje Tuđmana 4, Gospić IBR: 40774389207	GL. PROJEKTANT:	Jurica Hajdarović, dipl.ing.arh.		
GRAĐEVINA:	REKONSTRUKCIJA OŠNOVNOŠKOLSKÉ GRAĐEVINE ANTUNA GUSTAVA MATOŠA U NOVOMESTU, k.č.izb. 1783/52, k.o. Novjé	PROJEKTANT:	Branimir Kunjašić, mag.ing.aedif.		
SADRŽAJ:	DILATACIJA 2 - POZ 100 - TEMELJI Armatura podne ploče	IZRADIO:	Branimir Kunjašić, mag.ing.aedif.		
		ZOP:	17/15/25	TD:	25-11
		DATUM:	siječanj 2026.	MJ:	1
		NACRT BR:	D2 - 100 - TEMELJI : 030		



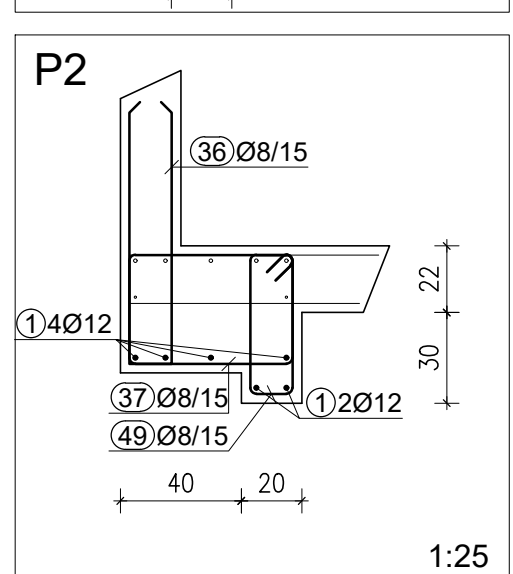
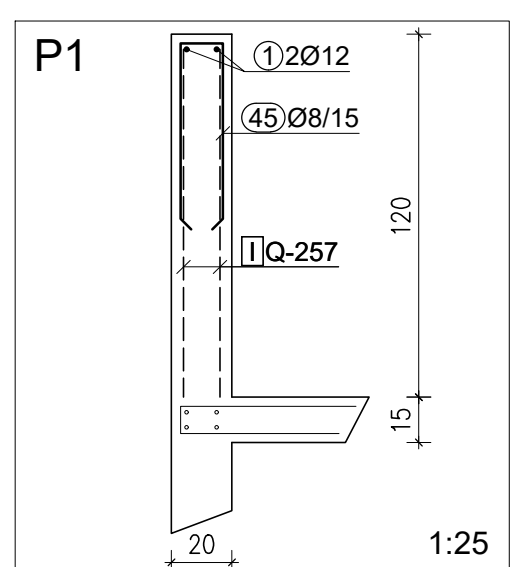
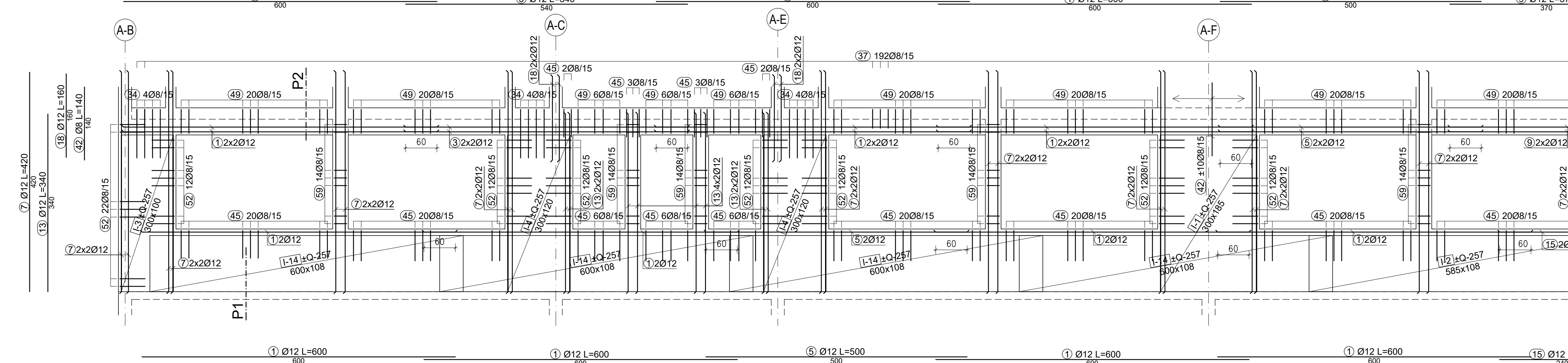
Zid u osi A-0




Zid u osi A-B



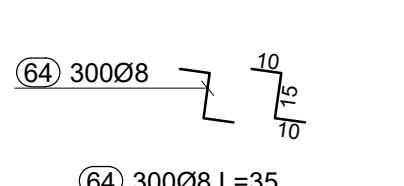
Zid u osi A-1



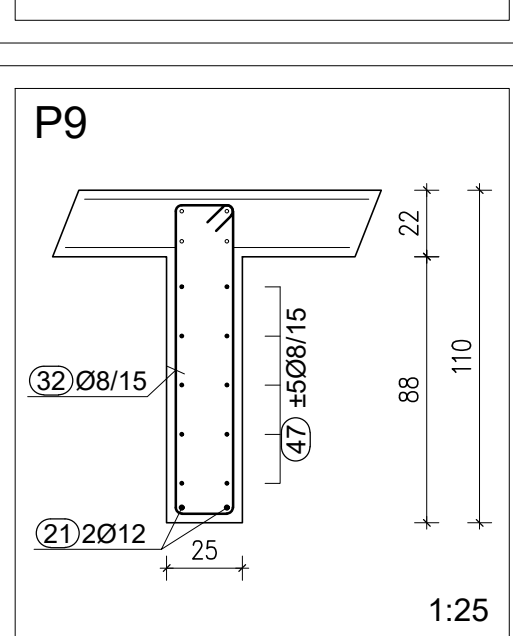
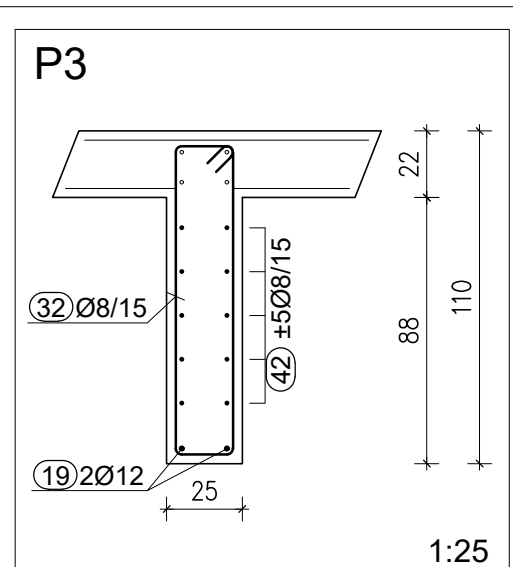
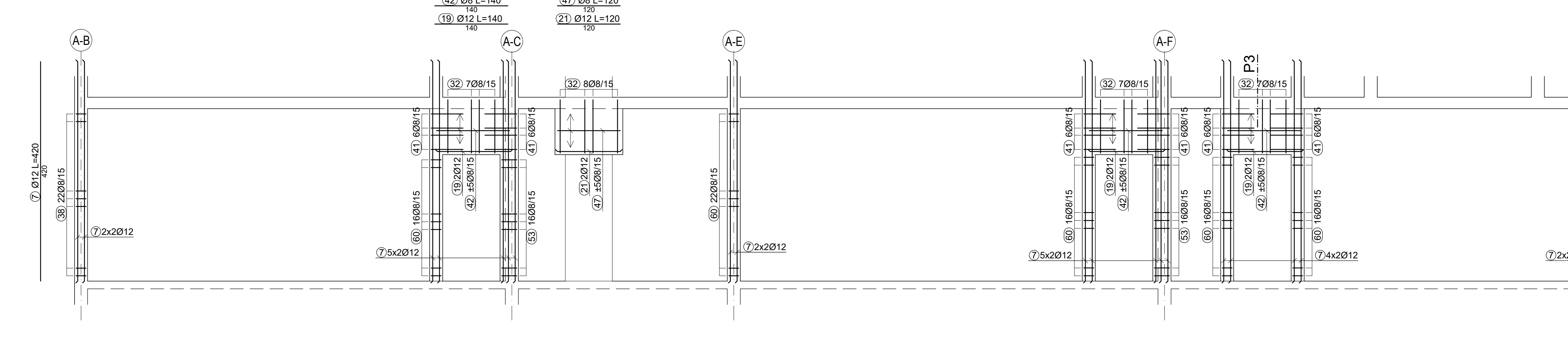
Detalj učvršćenja armature "S" kukama



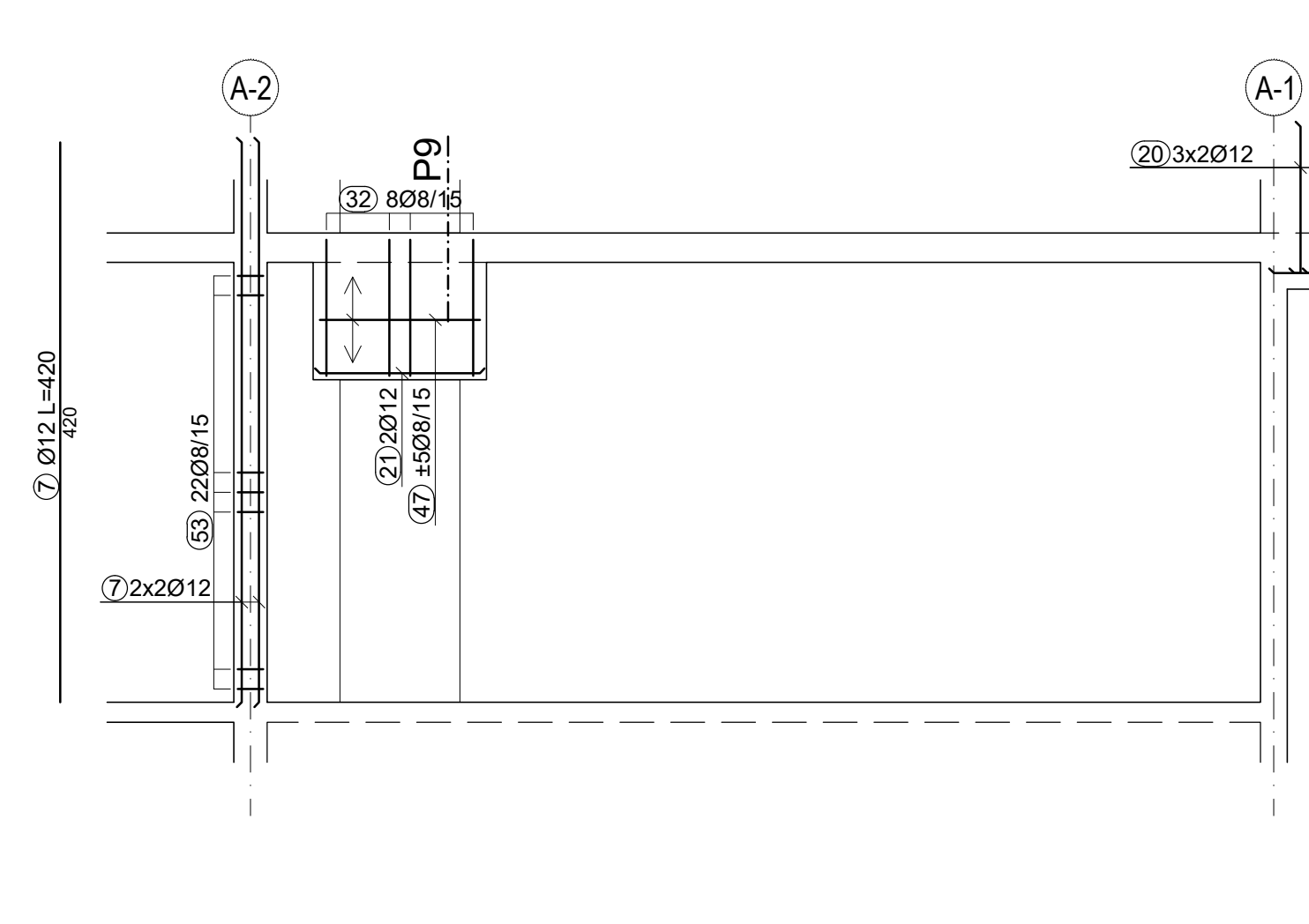
"S" KUKE



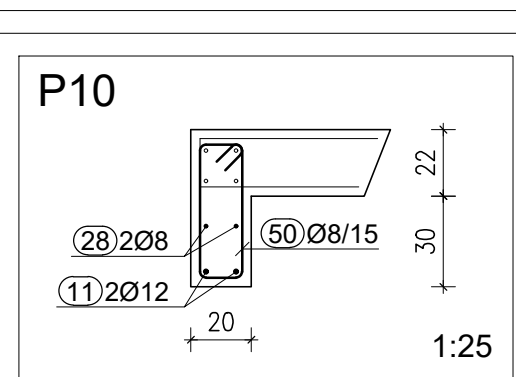
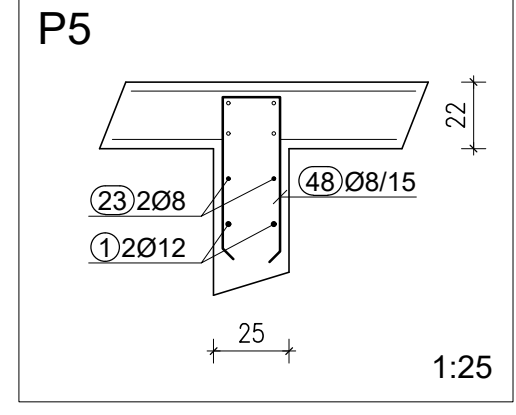
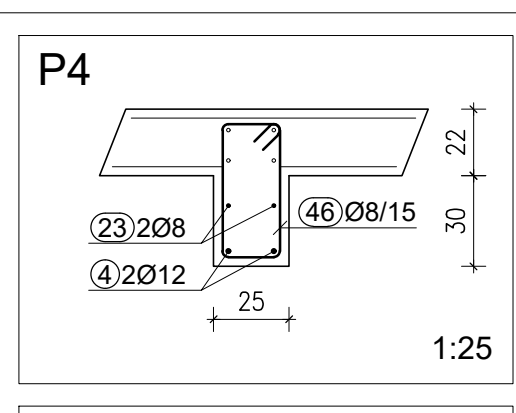
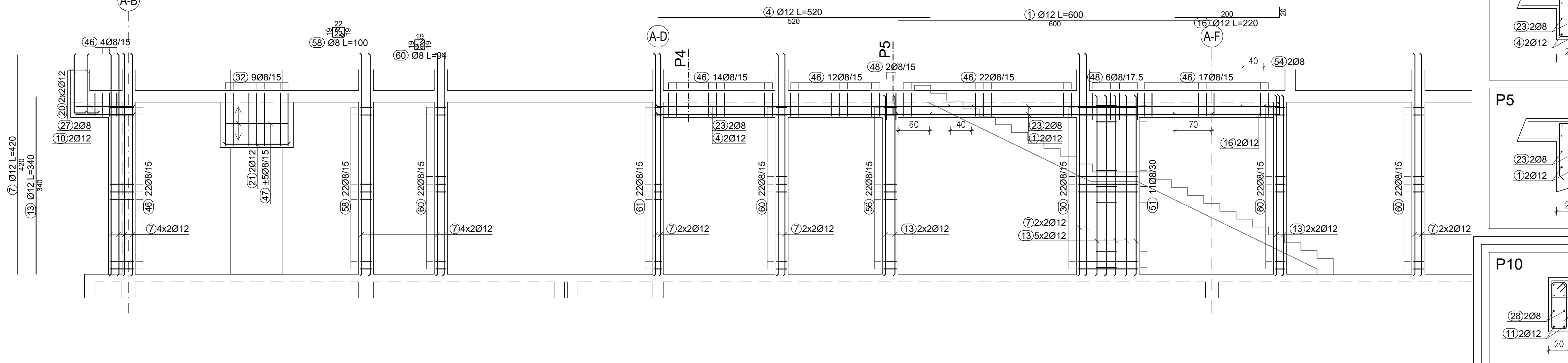
Zid u osi A-2



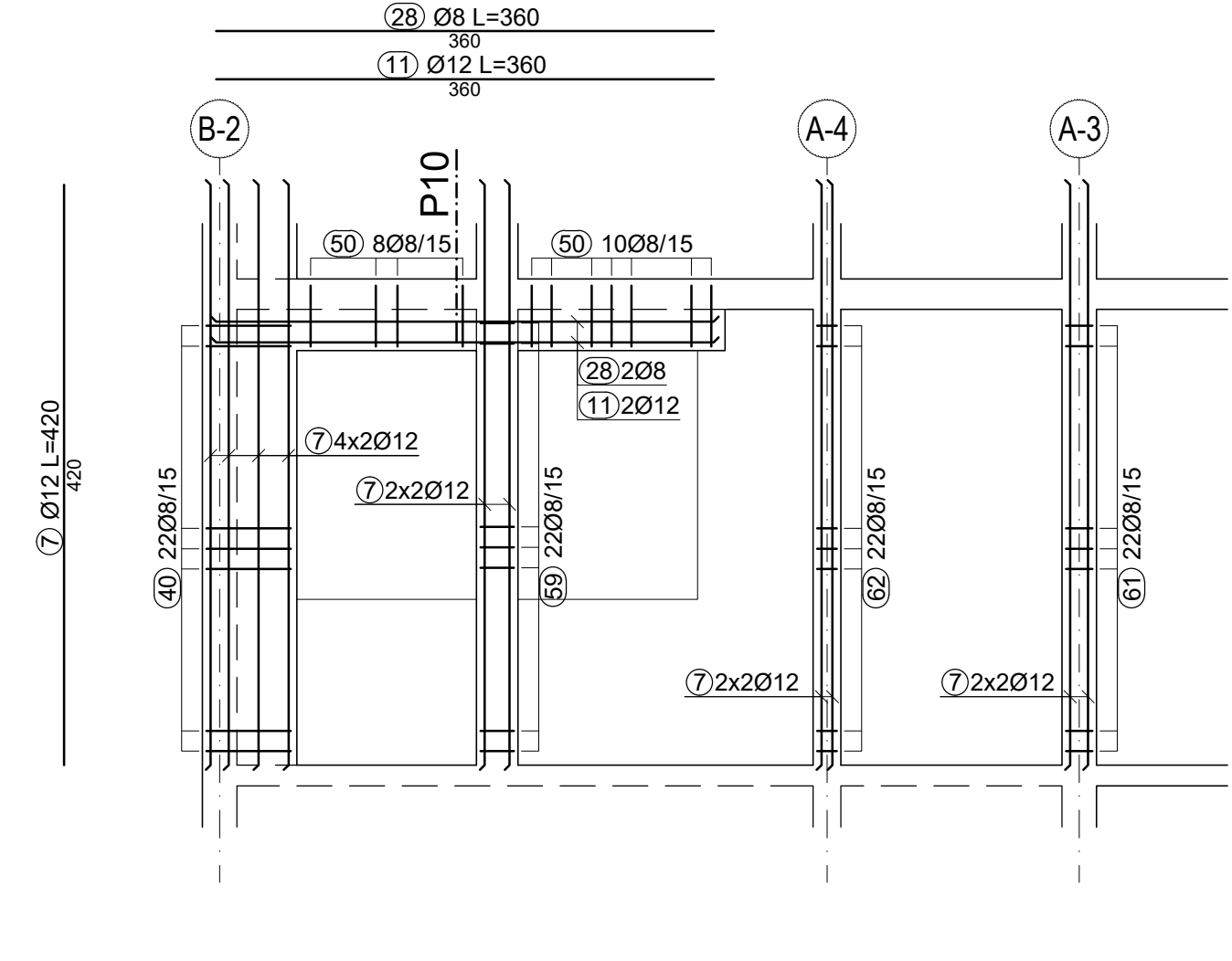
Zid u osi A-C



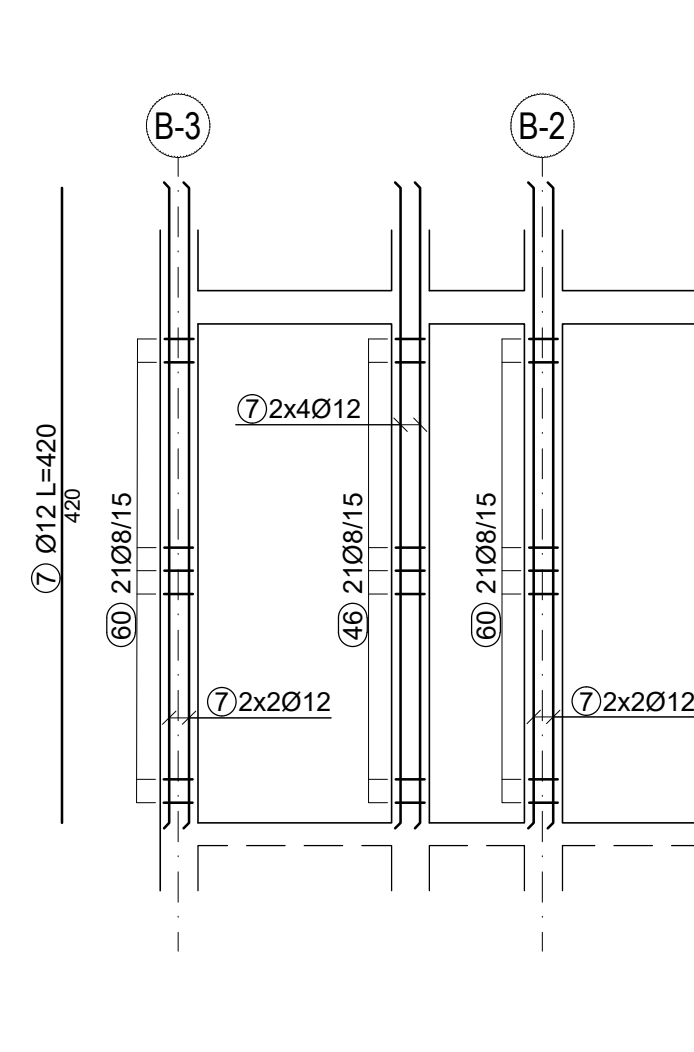
Zid u osi A-3



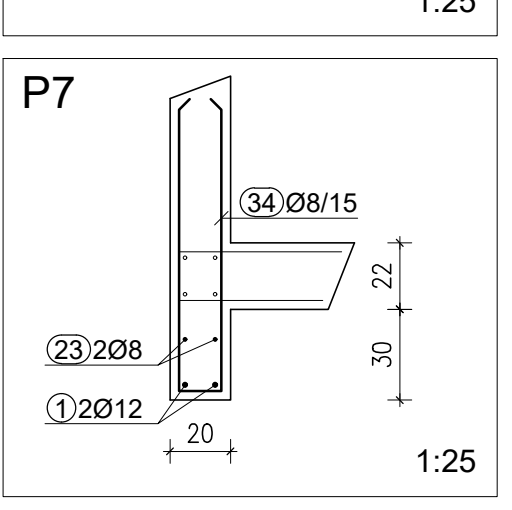
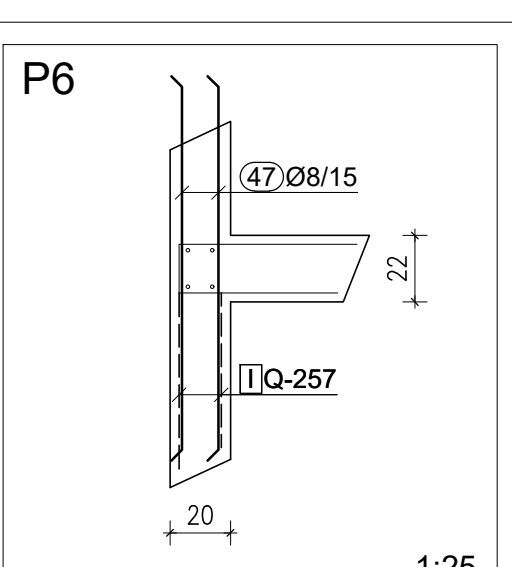
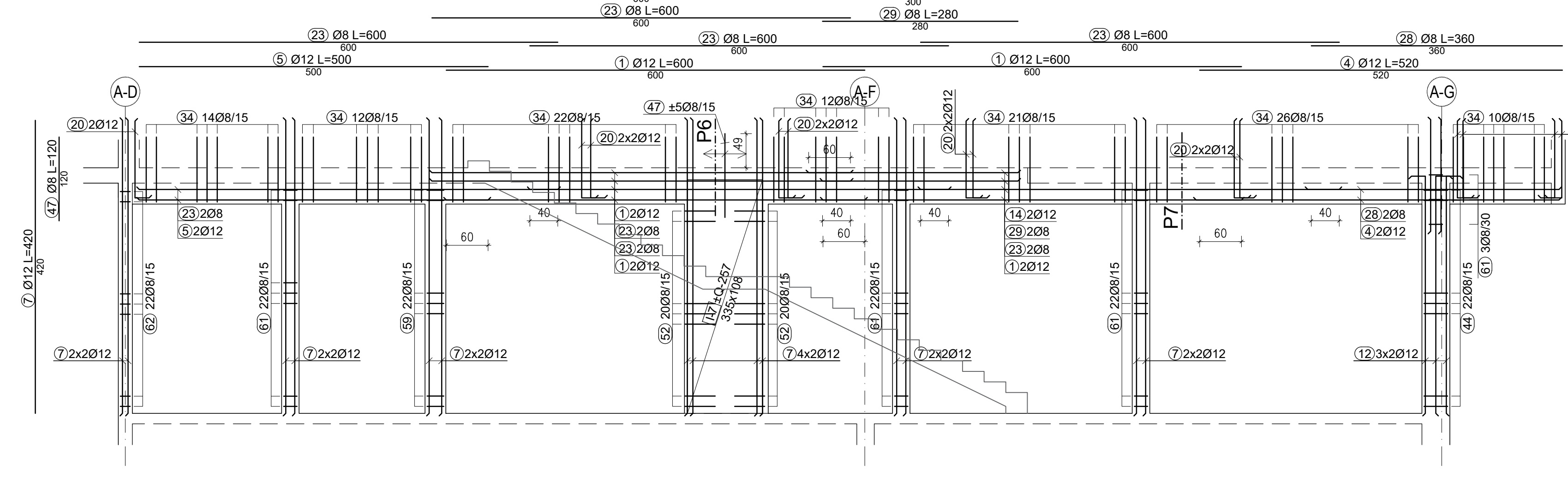
Zid u osi A-D



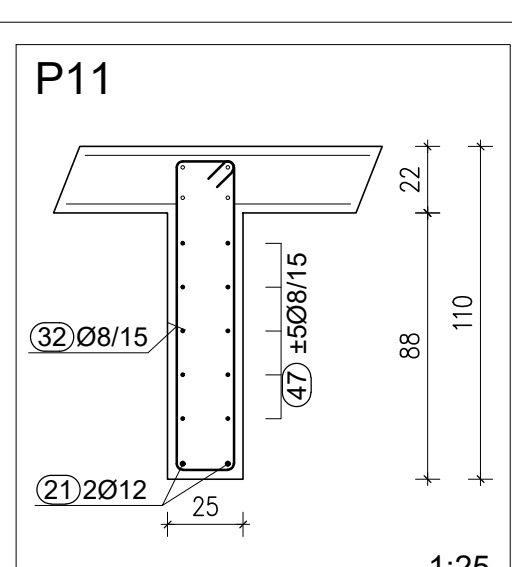
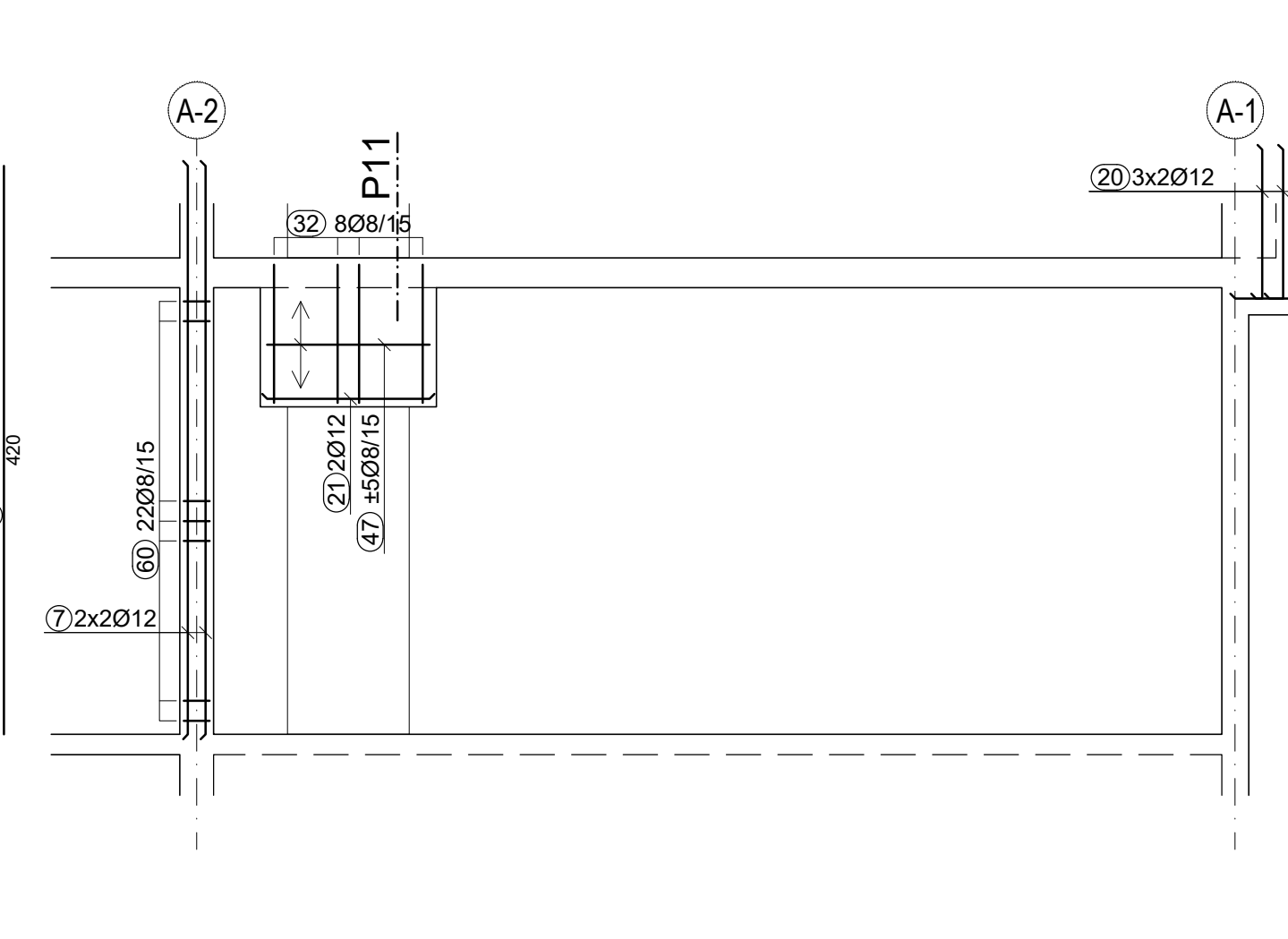
Zid u osi B-F i B-H



Zid u osi A-4



Zid u osi A-E



Šifra	Specifikacija	Šifra	Specifikacija
1	Ø12 L=600	44	Ø12 L=600
2	Ø12 L=540	45	Ø12 L=540
3	Ø12 L=500	46	Ø12 L=500
4	Ø12 L=370	47	Ø12 L=370
5	Ø12 L=300	48	Ø12 L=300
6	Ø12 L=240	49	Ø12 L=240
7	Ø12 L=180	50	Ø12 L=180
8	Ø12 L=120	51	Ø12 L=120
9	Ø12 L=90	52	Ø12 L=90
10	Ø12 L=60	53	Ø12 L=60
11	Ø12 L=30	54	Ø12 L=30
12	Ø12 L=15	55	Ø12 L=15
13	Ø12 L=7.5	56	Ø12 L=7.5
14	Ø12 L=3.75	57	Ø12 L=3.75
15	Ø12 L=1.875	58	Ø12 L=1.875
16	Ø12 L=0.9375	59	Ø12 L=0.9375
17	Ø12 L=0.46875	60	Ø12 L=0.46875
18	Ø12 L=0.234375	61	Ø12 L=0.234375
19	Ø12 L=0.1171875	62	Ø12 L=0.1171875
20	Ø12 L=0.05859375	63	Ø12 L=0.05859375
21	Ø12 L=0.029296875	64	Ø12 L=0.029296875
22	Ø12 L=0.0146484375	65	Ø12 L=0.0146484375
23	Ø12 L=0.00732421875	66	Ø12 L=0.00732421875
24	Ø12 L=0.003662109375	67	Ø12 L=0.003662109375
25	Ø12 L=0.0018310546875	68	Ø12 L=0.0018310546875
26	Ø12 L=0.00091552734375	69	Ø12 L=0.00091552734375
27	Ø12 L=0.000457763671875	70	Ø12 L=0.000457763671875
28	Ø12 L=0.0002288818359375	71	Ø12 L=0.0002288818359375
29	Ø12 L=0.00011444091796875	72	Ø12 L=0.00011444091796875
30	Ø12 L=0.000057220458984375	73	Ø12 L=0.000057220458984375
31	Ø12 L=0.0000286102294921875	74	Ø12 L=0.0000286102294921875
32	Ø12 L=0.00001430511474609375	75	Ø12 L=0.00001430511474609375
33	Ø12 L=0.000007152557373046875	76	Ø12 L=0.000007152557373046875
34	Ø12 L=0.0000035762786865234375	77	Ø12 L=0.0000035762786865234375
35	Ø12 L=0.00000178813934326171875	78	Ø12 L=0.00000178813934326171875
36	Ø12 L=0.000000894069671630859375	79	Ø12 L=0.000000894069671630859375
37	Ø12 L=0.0000004470348358154296875	80	Ø12 L=0.0000004470348358154296875
38	Ø12 L=0.00000022351741790771484375	81	Ø12 L=0.00000022351741790771484375
39	Ø12 L=0.000000111758708953857421875	82	Ø12 L=0.000000111758708953857421875
40	Ø12 L=0.0000000558793544769287109375	83	Ø12 L=0.0000000558793544769287109375
41	Ø12 L=0.00000002793967723846435546875	84	Ø12 L=0.00000002793967723846435546875
42	Ø12 L=0.000000013969838619232177734375	85	Ø12 L=0.000000013969838619232177734375
43	Ø12 L=0.0000000069849193096160888671875	86	Ø12 L=0.0000000069849193096160888671875

NAPOMENA!  
Preklap mreža min. 45 cm.

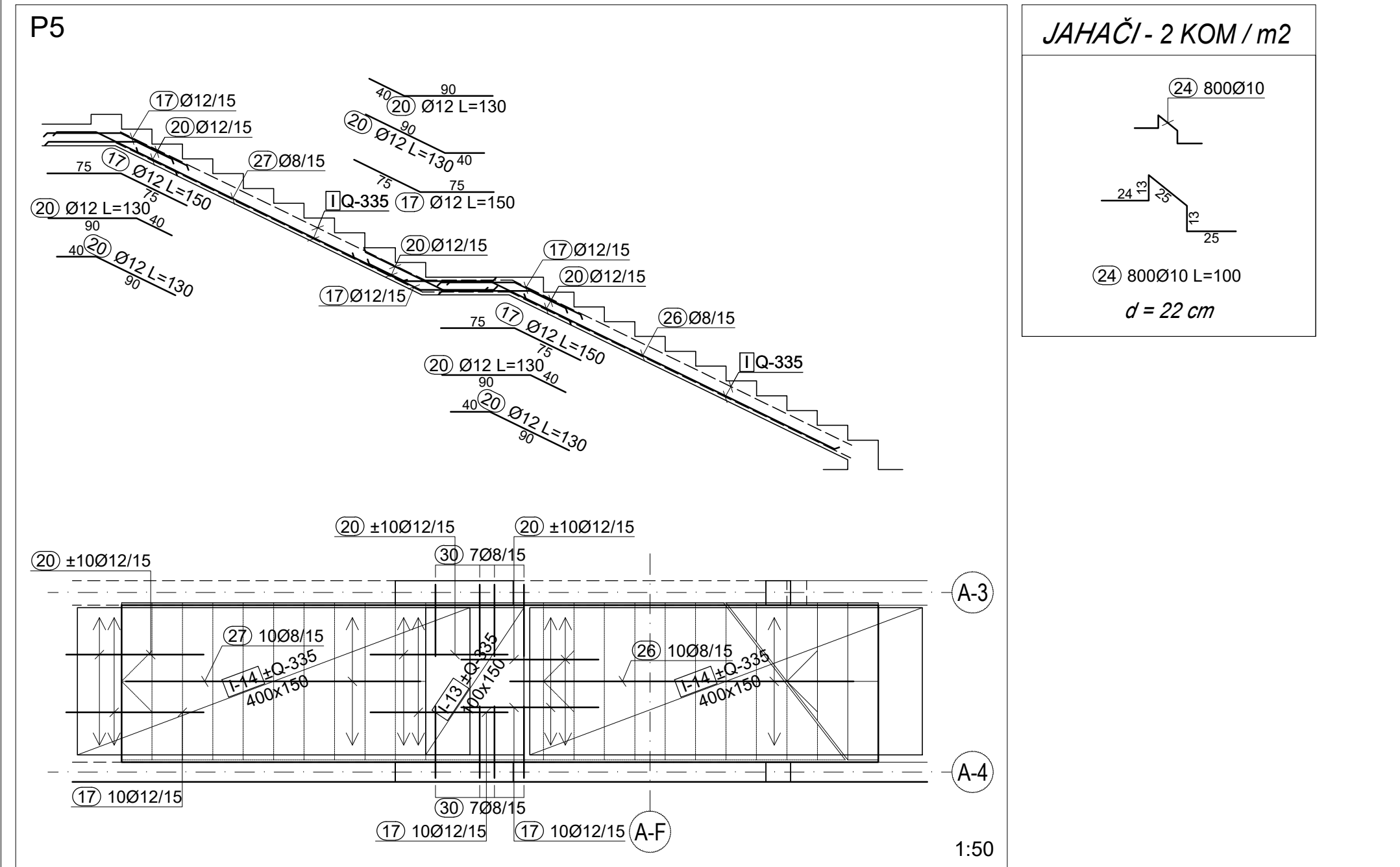
Prema planu oplate dostavljenom:  
29.01.2026.

































	Klasa betona		C25/30
	Armatura		B500B
	Zaštitni sloj betona		3.0 cm
	Preporučena klasa armature		D2 - 200 - PRIZEMLJE - ZIDOV
INVESTITOR:	LJUBO ROKIĆ, ZUPANICA Dr. Pavao Tulumović, dipl.ing.arh. 086 407788337	GL. PROJEKTANT:	Jurica Hajdarić, dipl.ing.arh.
GRAĐEVINAR:	REKONSTRUKCIJA OSNOVNOG SLOJA GRAĐEVINE ANTINA 086 119350 i 4111111	PROJEKTANT:	Branimir Kunjčić, mag.ing.arh.
SADRŽAJ:	DILATACIJA 2 - POZ - 200 - PRIZEMLJE Armatura zidova prizemlja	GRADIO:	Mate Blasić, bacc.ing.arh.
		ZOP:	JH-15/25
		DATUM:	29.01.2026
		NACRT BR:	D2 - 200 - PRIZEMLJE - 01







[illegible]

ozn.	skica - specifikacija	Ø	lg [mm]
1		16	6,00
2		12	6,00
3		12	5,50
4		12	5,30
5		12	5,20
6		12	5,00
7		12	4,40
8		12	3,70
9		12	3,30
10		12	3,40
11		12	3,00
12		12	2,80
13		12	2,40
14		12	2,00
15		12	1,60
16		12	1,50
17		12	1,50
18		12	1,40
19		12	1,30
20		12	1,30
21		12	0,90
22		10	3,50
23		10	2,20
24		10	1,00
25		8	4,00
26		8	3,50
27		8	3,00
28		8	2,50
29		8	2,00
30		8	1,60
31		8	1,30
32		8	1,20


**JAHČI - 2 KOM / m2**

(24) 800Ø10

24° 25°

(24) 800Ø10 L=100

$d = 22\text{ cm}$

<p>Pečat poslova</p> <p>POSLOVNA KOMORA INŽENJERA GRAĐEVINARSTVA</p> <p><b>Branimir Kunjašić</b></p> <p>mag. ing. arh. i. inž.</p> <p>Ovlaštenje za izdavanje pečata</p>  <p>G 6650</p>	<table border="1"> <tr> <td>Klasa betona</td> <td>C25/30</td> </tr> <tr> <td>Armatura</td> <td>B500B</td> </tr> <tr> <td>Zaštitni sloj betona</td> <td>3.0 cm</td> </tr> </table> <p>Priloga 2a lista armature :</p> <p><b>D2 - 200 - PRIZEMLJE - PLOČA</b></p>	Klasa betona	C25/30	Armatura	B500B	Zaštitni sloj betona	3.0 cm
Klasa betona	C25/30						
Armatura	B500B						
Zaštitni sloj betona	3.0 cm						

INVESTITOR:	LIČKO-SIBENJSKA ŽUPANIJA, Dr. Franjo Tuđman 4, Gospić OIB: 40774389207	GL. PROJEKTANT:	Jurica Hajdarić, dipl.ing.arh.
GRAĐEVINA:	REKONSTRUKCIJA GOSPODOLSKOG GRADJEVINARSTVA DUGAVA MATIJA U NOVOM, k.m. 17332, k.a. Novosel	PROJEKTANT:	Branimir Kunjčić, mag.ing.aedif.
SADRŽAJ:	DILATACIJA 2 - POZ - 200 - PRIZEMLJE Armatura donje zone ploče i konstruktivna armatura	IZRAĐIO:	Mate Blosnić, b.ing.aedif.
		ZD:	JH-19/25      TJ: 25-11
		DATUM:	sljedeći mjesec      1:50
		NACRT BR:	02 - 200 - PRIZEMLJE - 03

**NAPOMENA!**  
Preklop mreža min. 45 cm.

Prema planu oplate dostavljenom:  
29.01.2026.



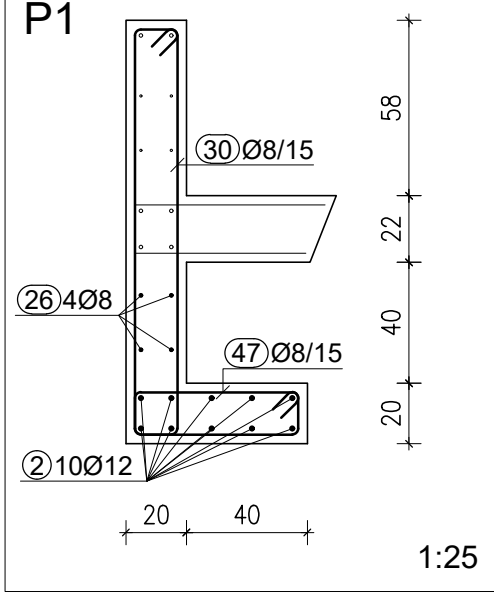
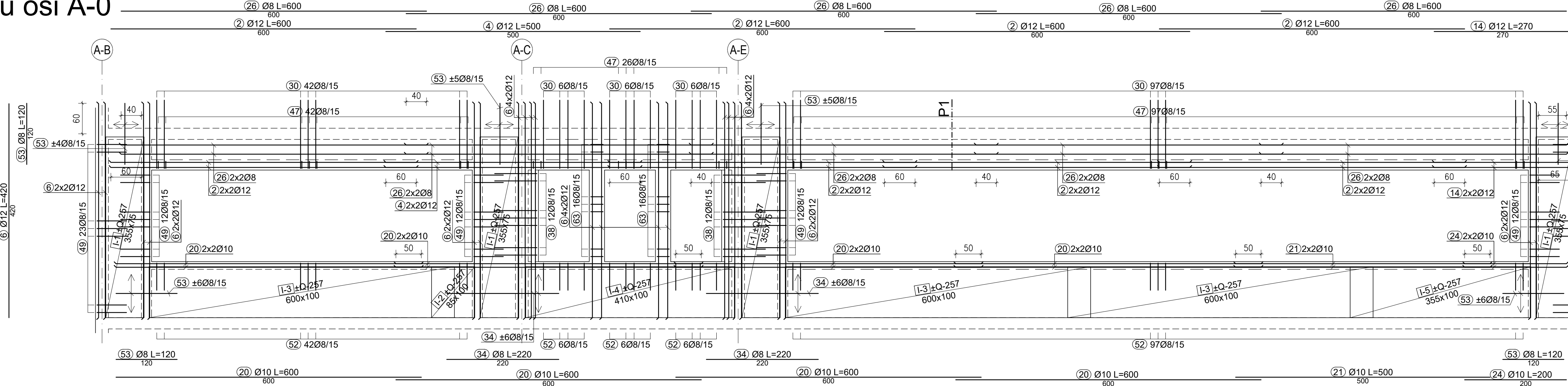
INVESTITOR:	LIČNO-SJENJENJA ŽUPANIJA Dr. Franje Tuđmana 4, Gospić tel: 047744900	GL. PROJEKTANT:	Jurica Hajdarić, dipl.ing.arh.
GRADJEVINA:	REKONSTRUKCIJA I OGRANIČENOŠĆU GRADJEVINE INTENZITETA ODRŽAVANJA MATOŠA I NOVOLJE UL. MATOŠA 1, 15155, A-1, A-2, A-3	PROJEKTANT:	Branimir Kuračić, mag.ing.sedif.
SACRŽAJ:	GLAVNI IZOSTAV 2 - POZ. - 200 - PRIZEMLJE Amaturna gornje zone ploče	IZRAĐIO:	Matko Blončić, bacc.ing.sedif.
		ZOP:	JA-100 TD: 25-11
		DATUM:	april 2008 MJ: 1-04
		NAČRT BR:	D-200 - PRIZEMLJE / 050

**NAPOMENA!**  
Preklop mreža min. 45 cm.

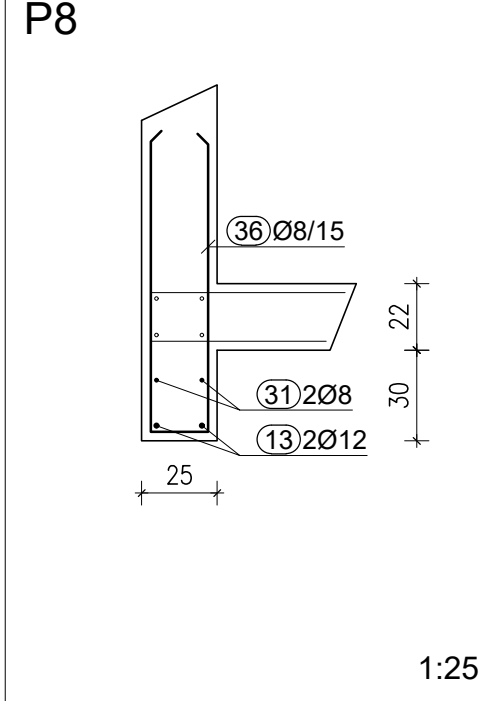
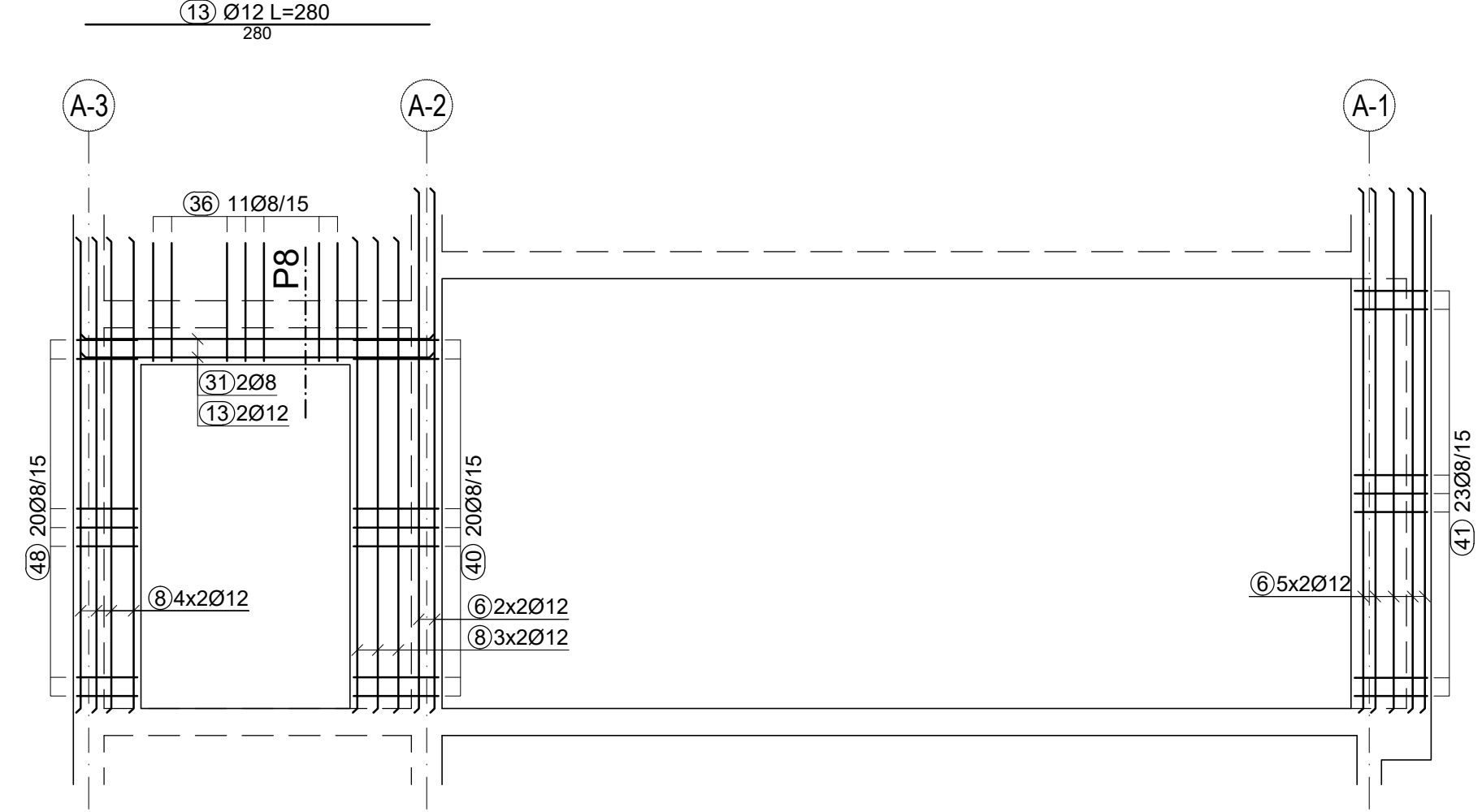
Prema planu oplate dostavljenom:  
29.01.2026.



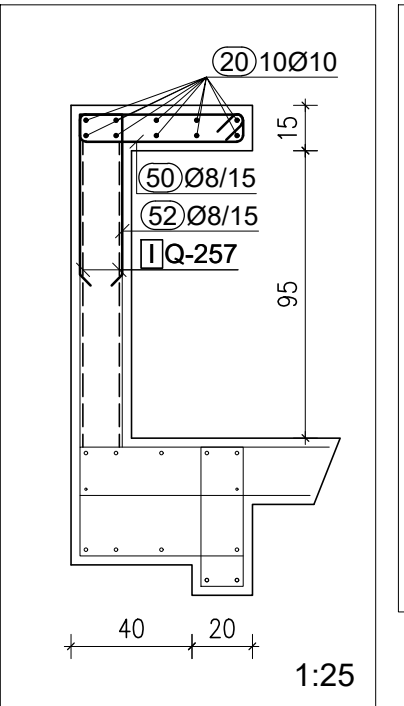
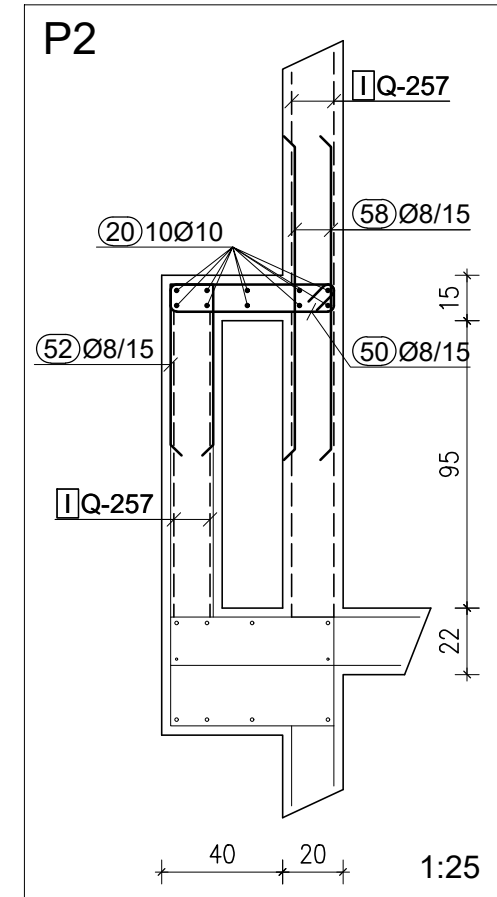
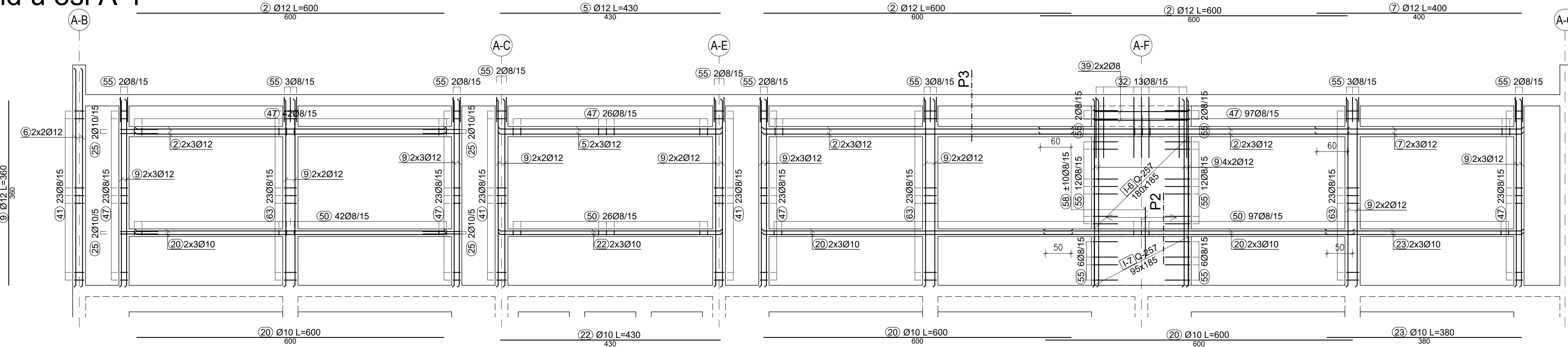
Zid u osi A-0



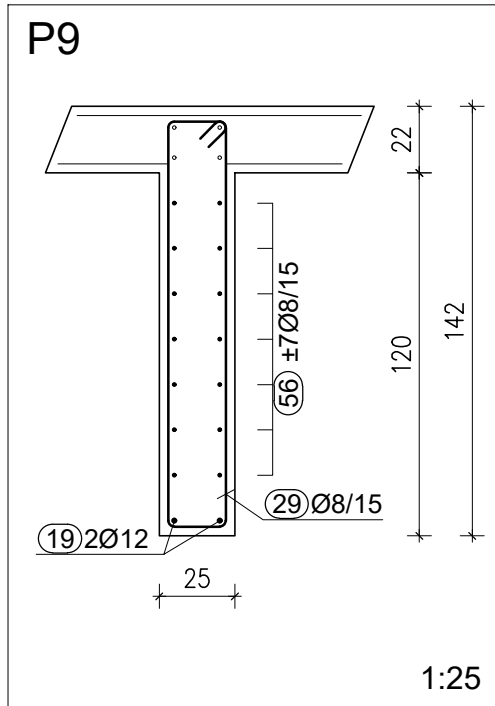
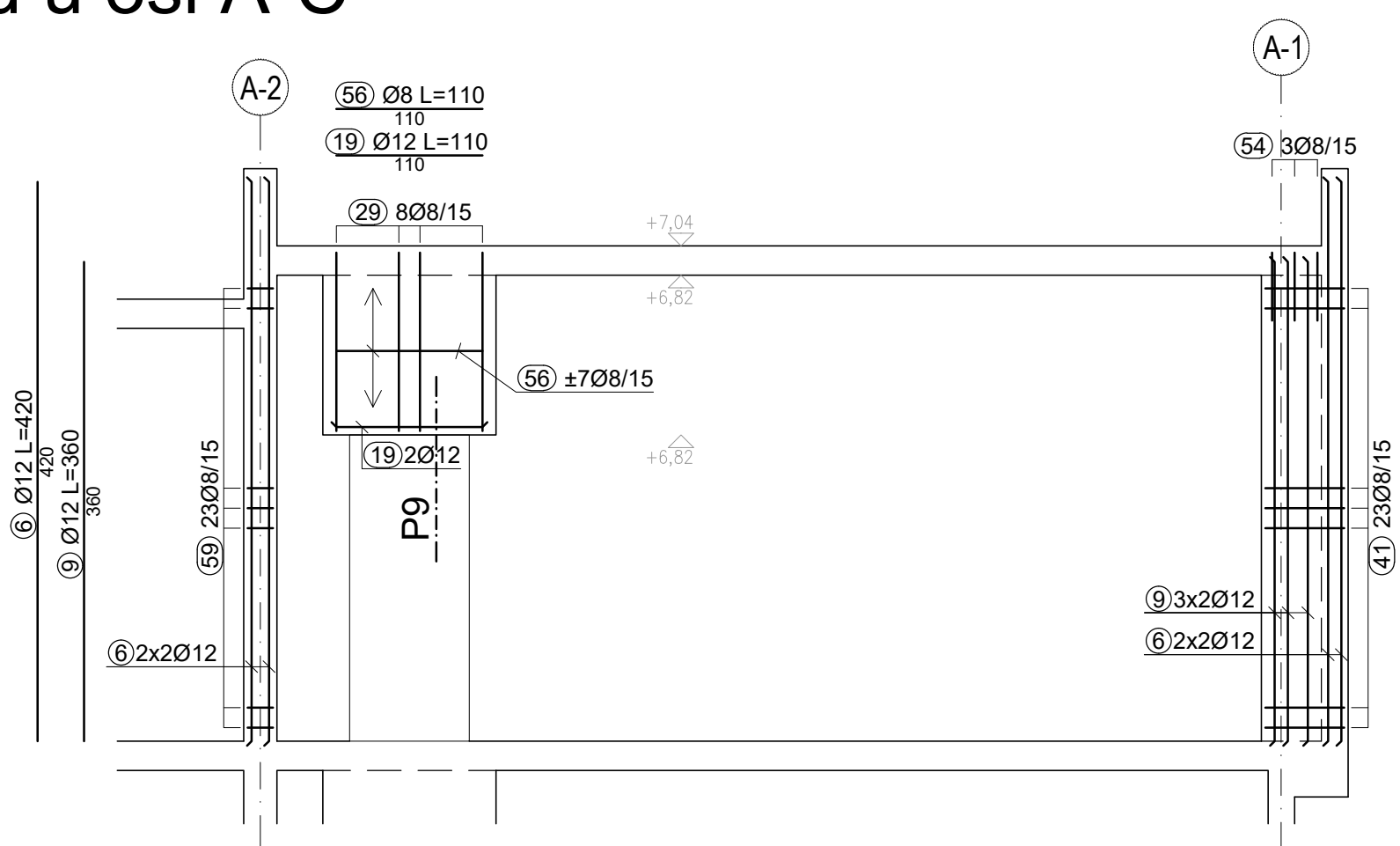
Zid u osi A-B



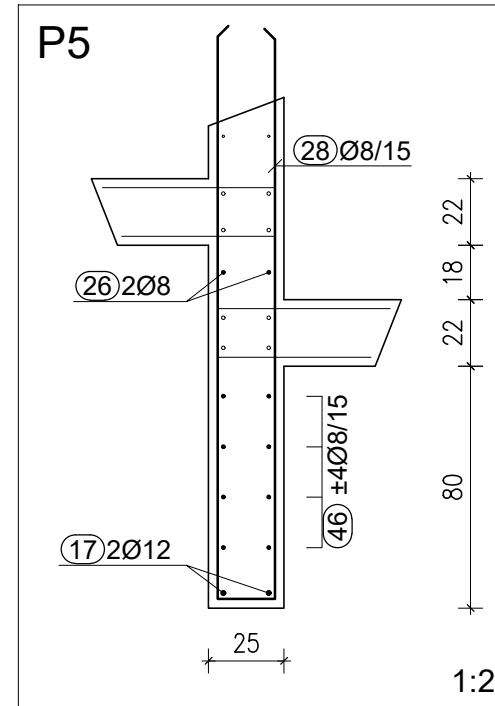
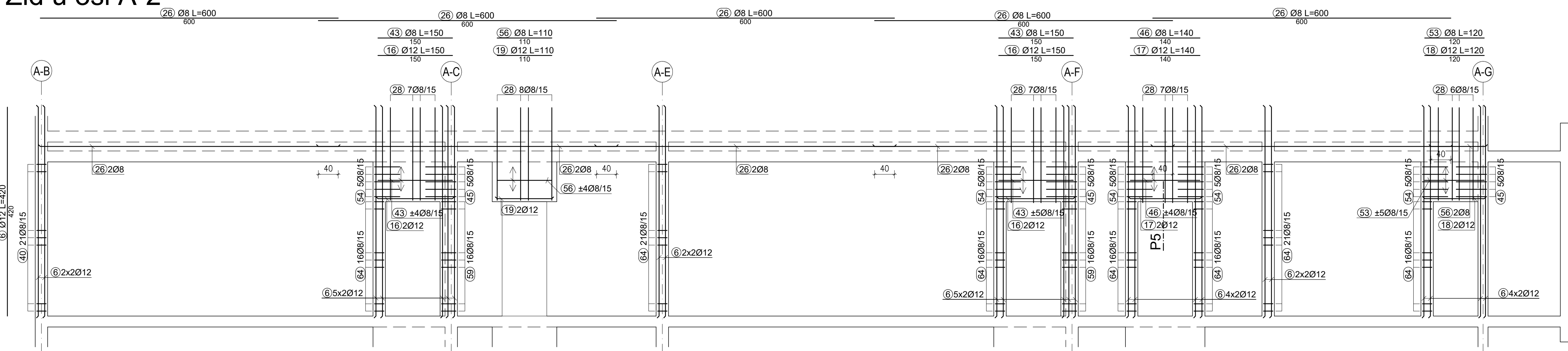
Zid u osi A-1



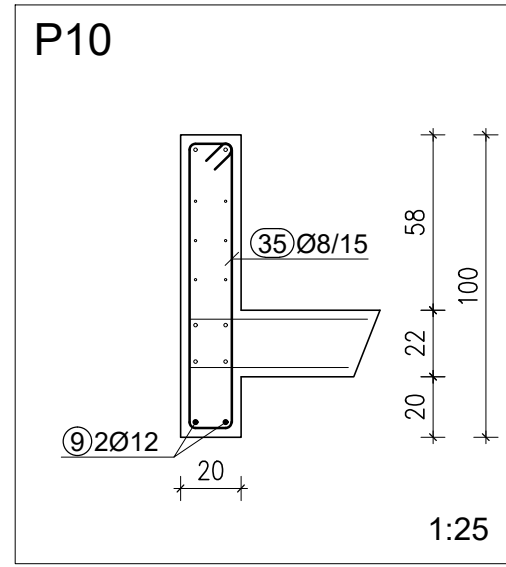
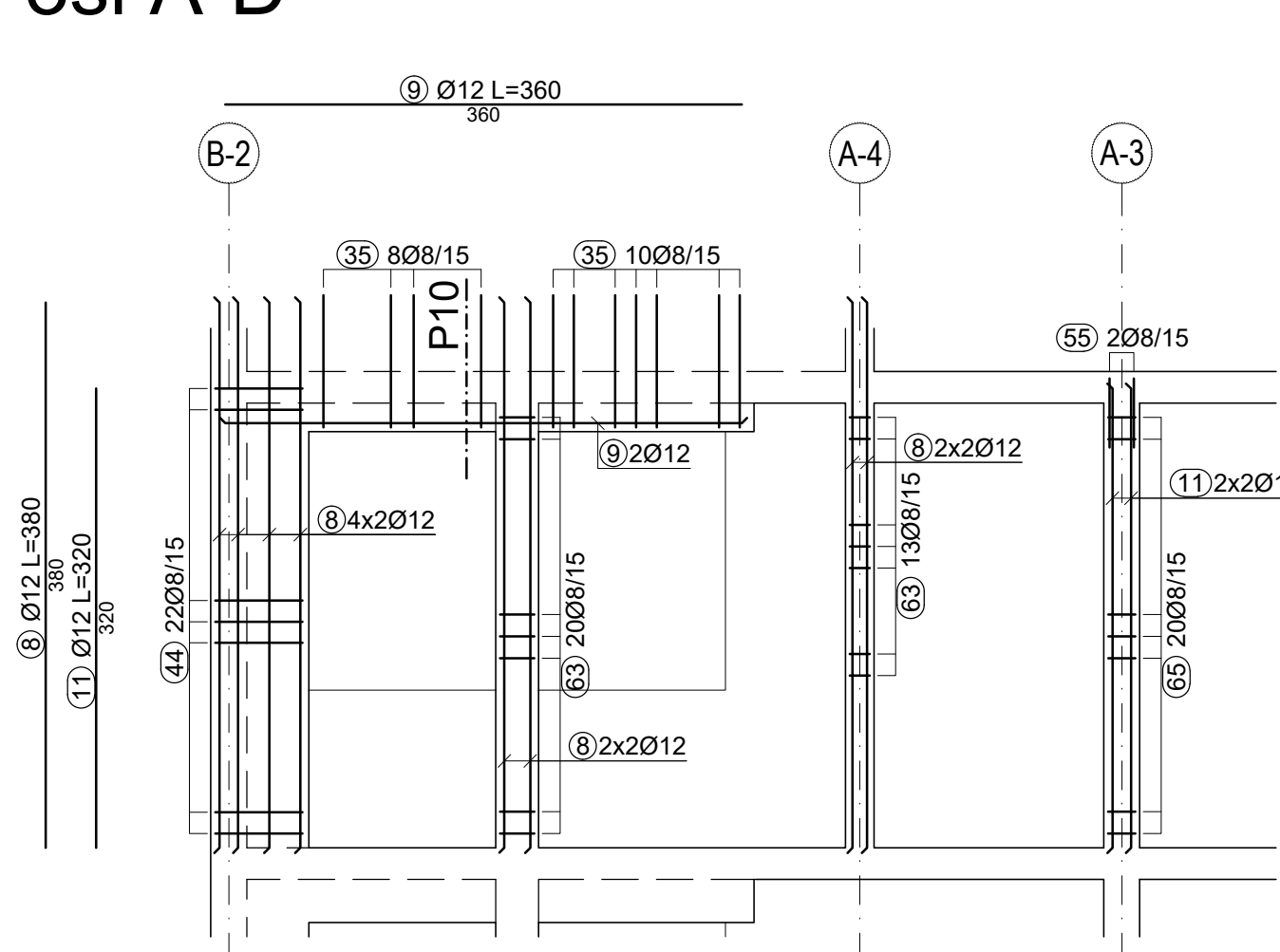
Zid u osi A-C



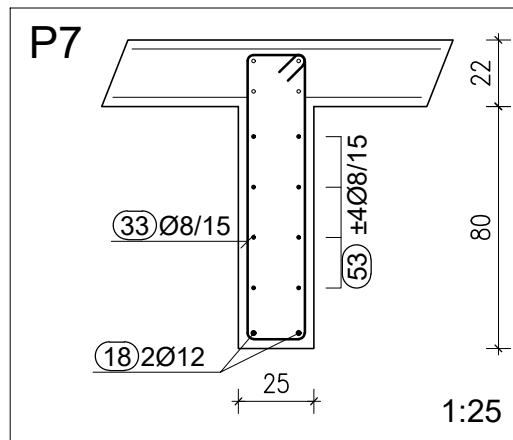
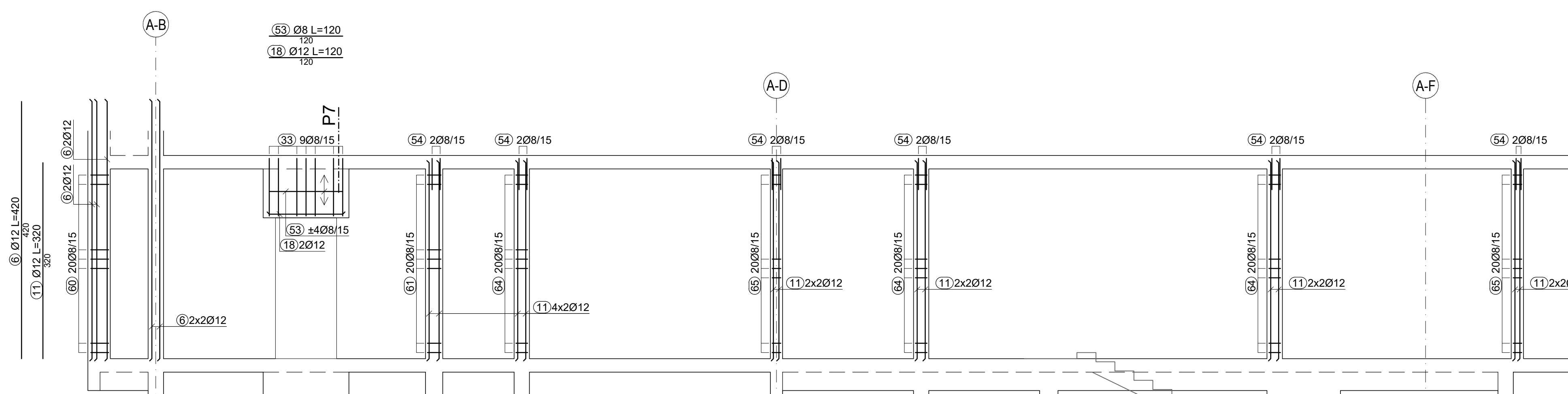
Zid u osi A-2



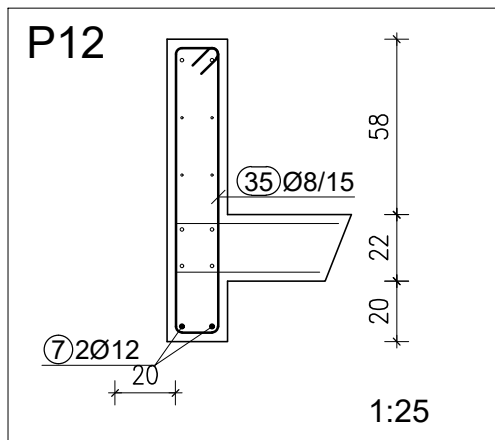
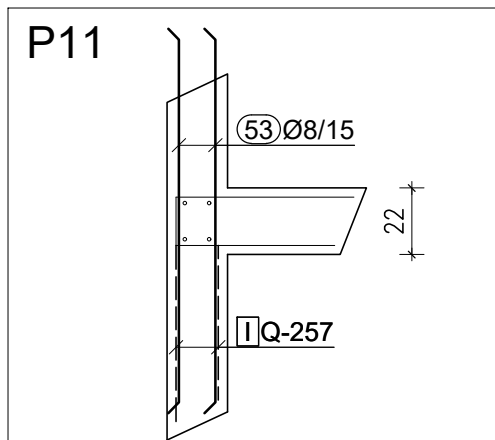
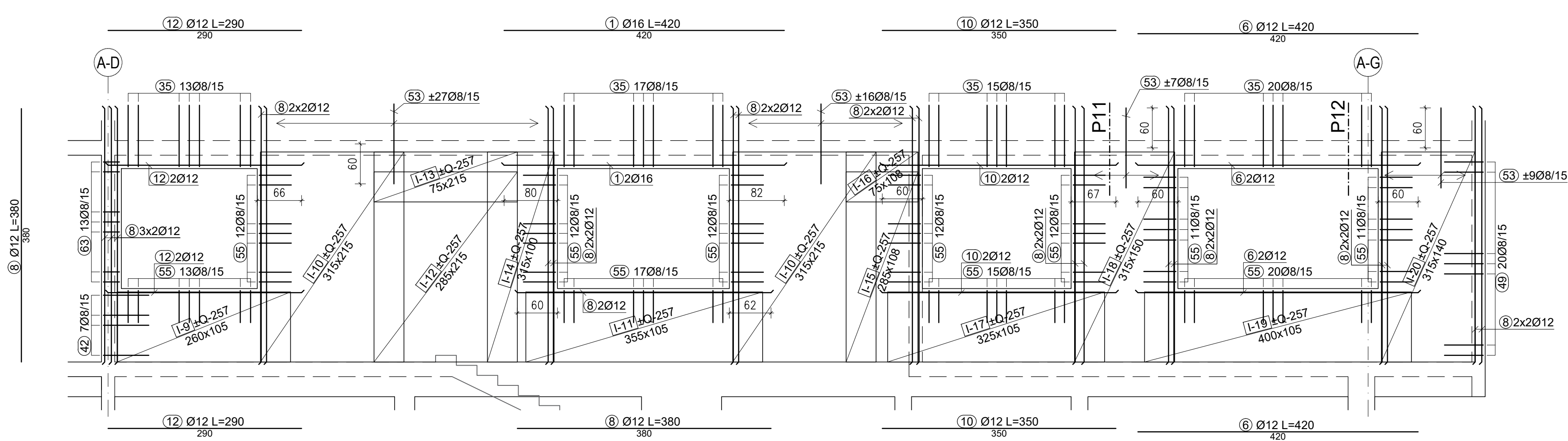
Zid u osi A-D



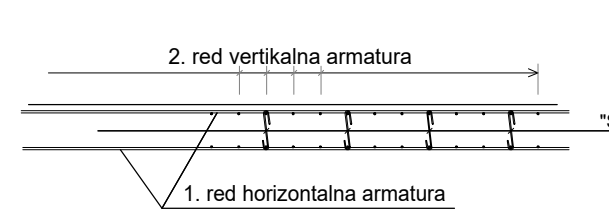
Zid u osi A-3



Zid u osi A-4



Detalj učvršćenja armature "S" kukama



"S" KUKA

Zid d=20 cm

67 72008 L=35 4 kom/m2

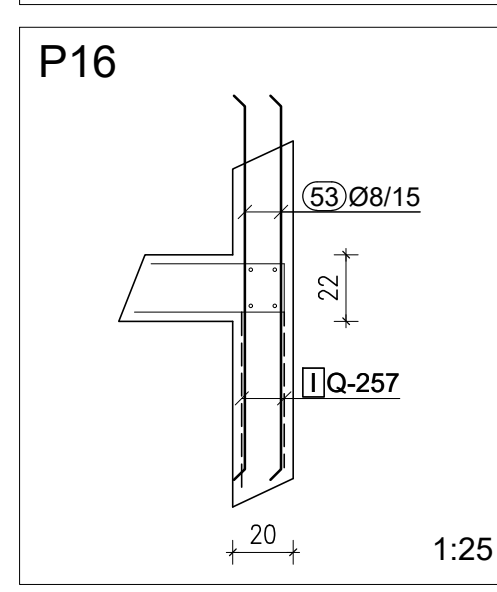
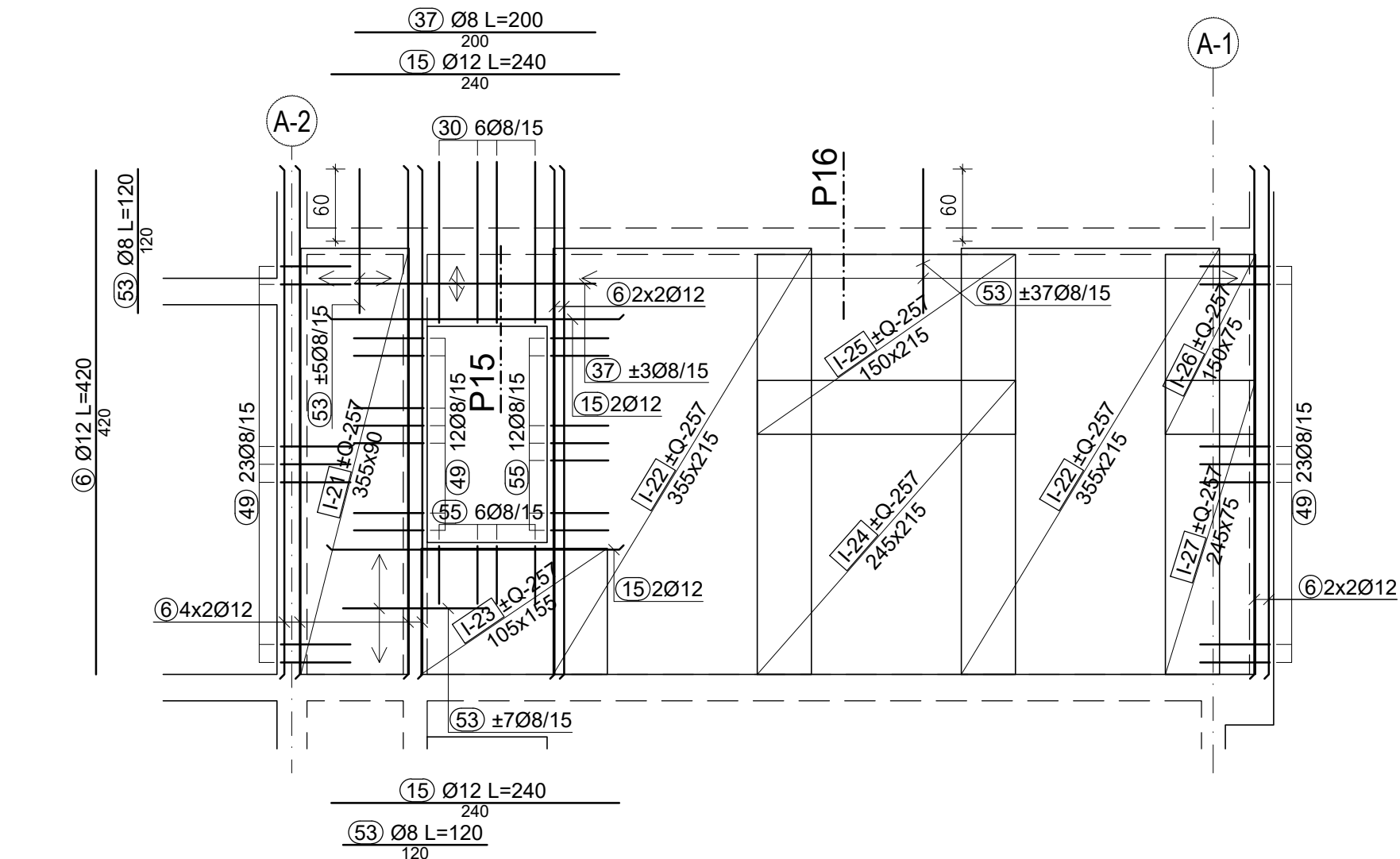
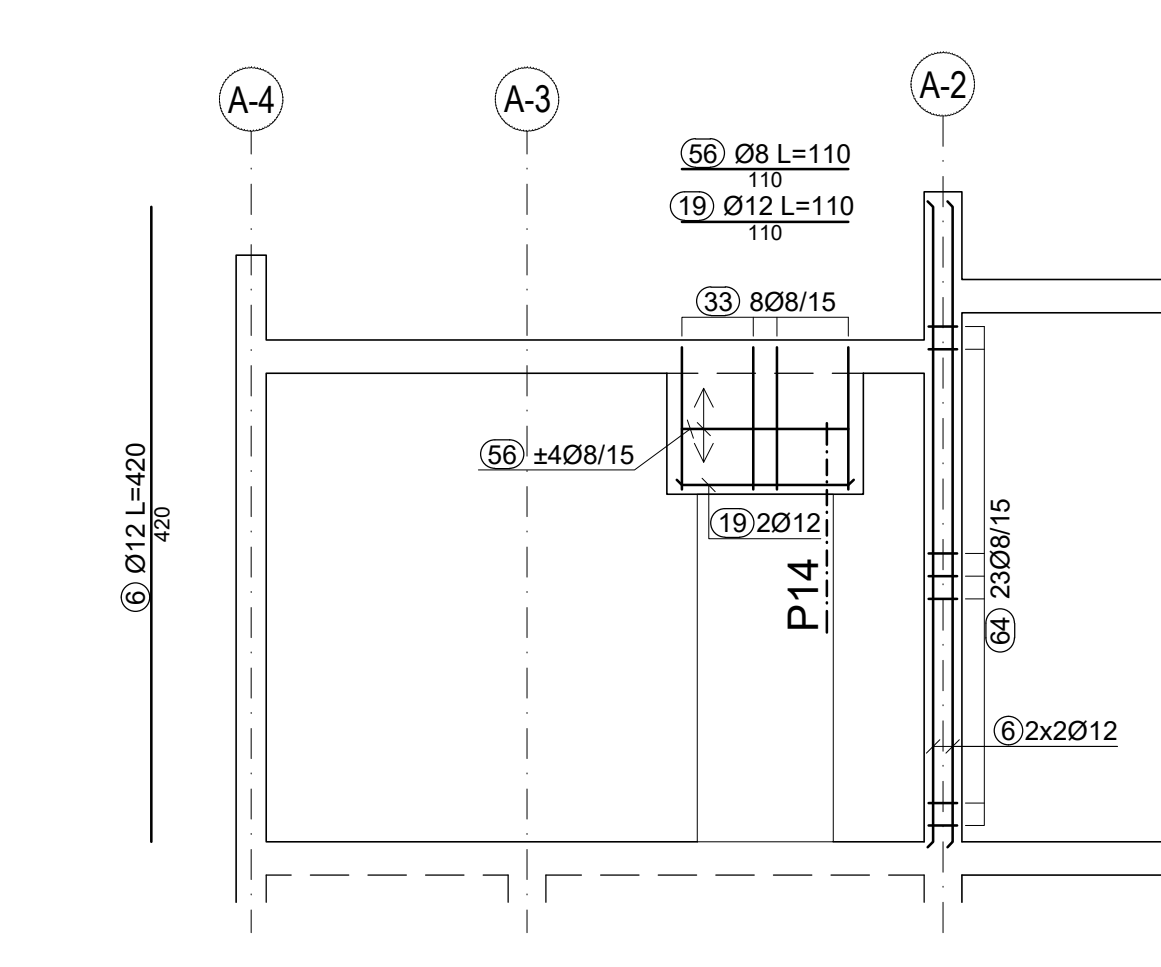
Šipke - specifikacija				Šipke - specifikacija				Šipke - specifikacija				Šipke - specifikacija				Šipke - specifikacija				Šipke - specifikacija			
ozn.	oblik i mjere [mm]	Ø	lg [m]	ozn.	oblik i mjere [mm]	Ø	lg [m]	ozn.	oblik i mjere [mm]	Ø	lg [m]	ozn.	oblik i mjere [mm]	Ø	lg [m]	ozn.	oblik i mjere [mm]	Ø	lg [m]	ozn.	oblik i mjere [mm]	Ø	lg [m]
1	400	16	4.20	25	400	16	1.60	35	400	16	2.34	45	400	16	1.40	55	400	16	1.10	65	400	16	0.84
2	400	12	6.00	26	400	8	6.00	36	400	8	2.10	46	400	8	1.40	56	400	8	1.10	66	400	8	0.74
3	400	12	5.20	27	400	12	3.10	37	400	8	2.00	47	400	8	1.54	57	400	8	1.24	67	400	8	0.35
4	400	12	5.00	28	400	10	3.00	38	400	8	1.80	48	400	8	1.54	58	400	8	1.00				
5	430	12	4.30	29	400	8	3.24	39	400	8	1.90	49	400	8	1.30	59	400	8	1.14				
6	420	12	4.20	30	400	8	3.14	40	400	8	1.94	50	400	8	1.44	60	400	8	1.08				
7	400	12	4.00	31	400	8	2.80	41	400	8	1.74	51	400	8	1.44	61	400	8	1.00				
8	380	12	3.80	32	400	8	2.60	42	400	8	1.50	52	400	8	1.20	62	400	8	0.96				
9	360	12	3.60	33	400	8	2.44	43	400	8	1.50	53	400	8	1.20	63	400	8	0.94				
10	350	12	3.50	34	400	8	2.20	44	400	8	1.26	54	400	8	1.20	64	400	8	0.94				
11	320	12	3.20																				
12	290	12	2.90																				
13	280	12	2.80																				
14	270	12	2.70																				
15	240	12	2.40																				
16	190	12	1.90																				
17	180	12	1.40																				
18	150	12	1.20																				
19	110	12	1.10																				
20	600	10	6.00																				
21	500	10	5.00																				
22	430	10	4.30																				
23	380	10	3.80																				
24	200	10	2.00																				

NAPOMENA!  
Preklap mreža min. 45 cm.

Prema planu oplate dostavljenom:  
29.01.2026.

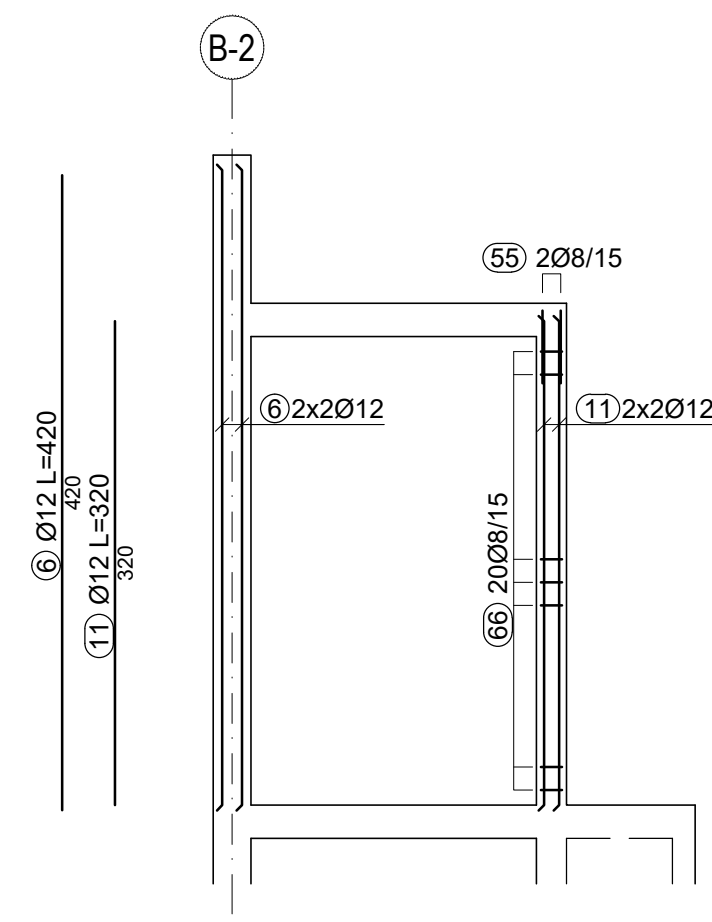
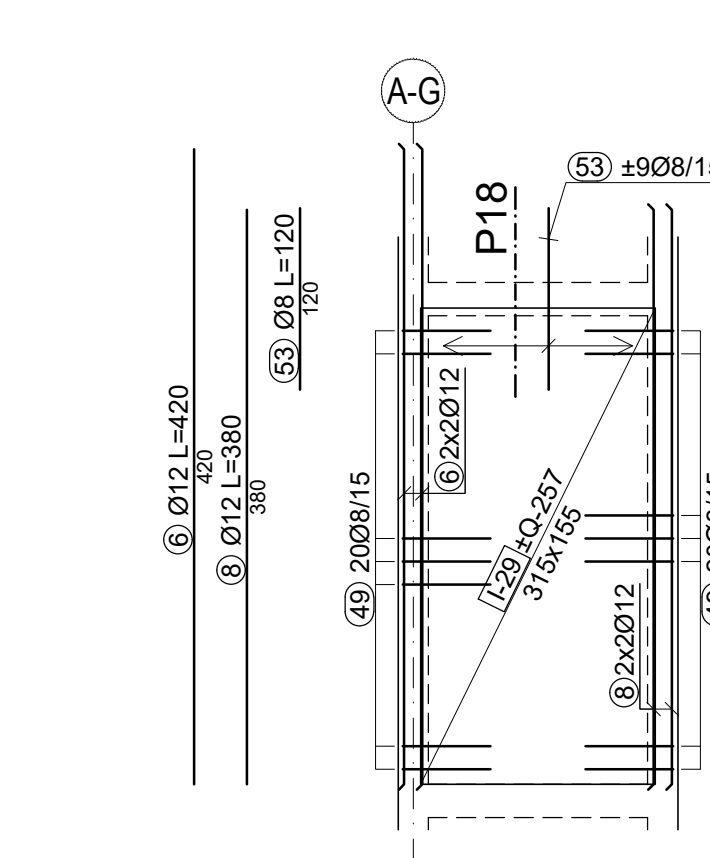
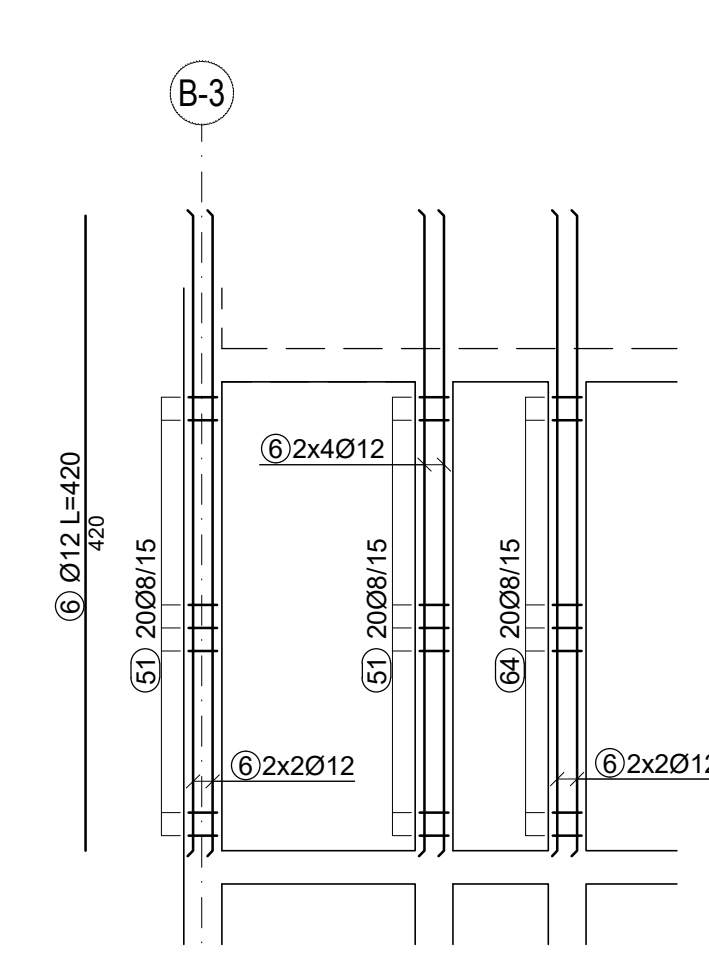
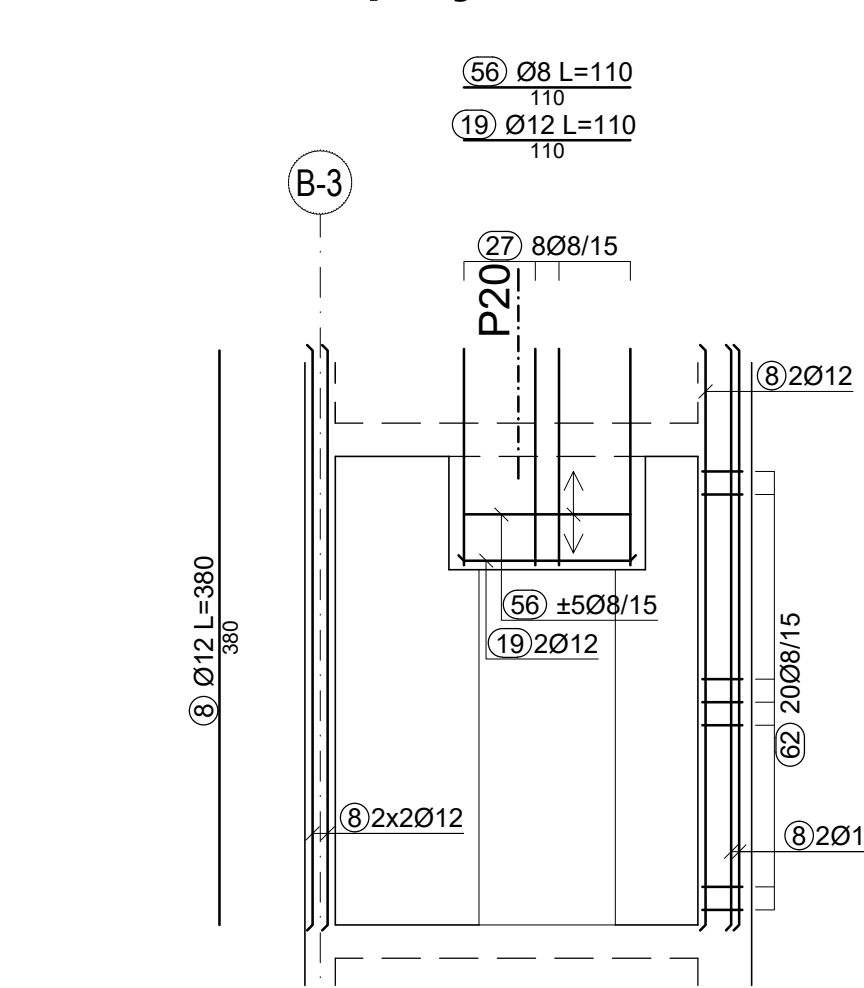
POSREDOVANJE U PROMETU NEPOKRETNOSTI Branimir Kunjatić POSREDOVANJE U PROMETU NEPOKRETNOSTI Branimir Kunjatić POSREDOVANJE U PROMETU NEPOKRETNOSTI Branimir Kunjatić		Klasa betona C25/30 Armatura B500B Zašttni sloj betona 3,0 cm Preporučeni sloj armature D2 - 300 - 1 KAT - ZIDOV	
INVESTITOR: POSREDOVANJE U PROMETU NEPOKRETNOSTI Branimir Kunjatić POSREDOVANJE U PROMETU NEPOKRETNOSTI Branimir Kunjatić POSREDOVANJE U PROMETU NEPOKRETNOSTI Branimir Kunjatić	GRADJEVINA: POSREDOVANJE U PROMETU NEPOKRETNOSTI Branimir Kunjatić POSREDOVANJE U PROMETU NEPOKRETNOSTI Branimir Kunjatić POSREDOVANJE U PROMETU NEPOKRETNOSTI Branimir Kunjatić	GL. PROJEKTANT: Jurica Hajdarić, dipl.ing.arh. PROJEKTANT: Branimir Kunjatić, mag.ing.arh. IZRAĐIO: Mate Blisnić, bacc.ing.arh.	DATUM: 29.01.2026. MJ.: 1:50 NACRT BR.: D2 - 300 - 1 KAT - 01



[illegible]

Technical drawing of a roof plan (Dachplan) for a building. The drawing shows the layout of the roof structure, including the ridge line, eaves, and internal divisions. Key dimensions and labels include:

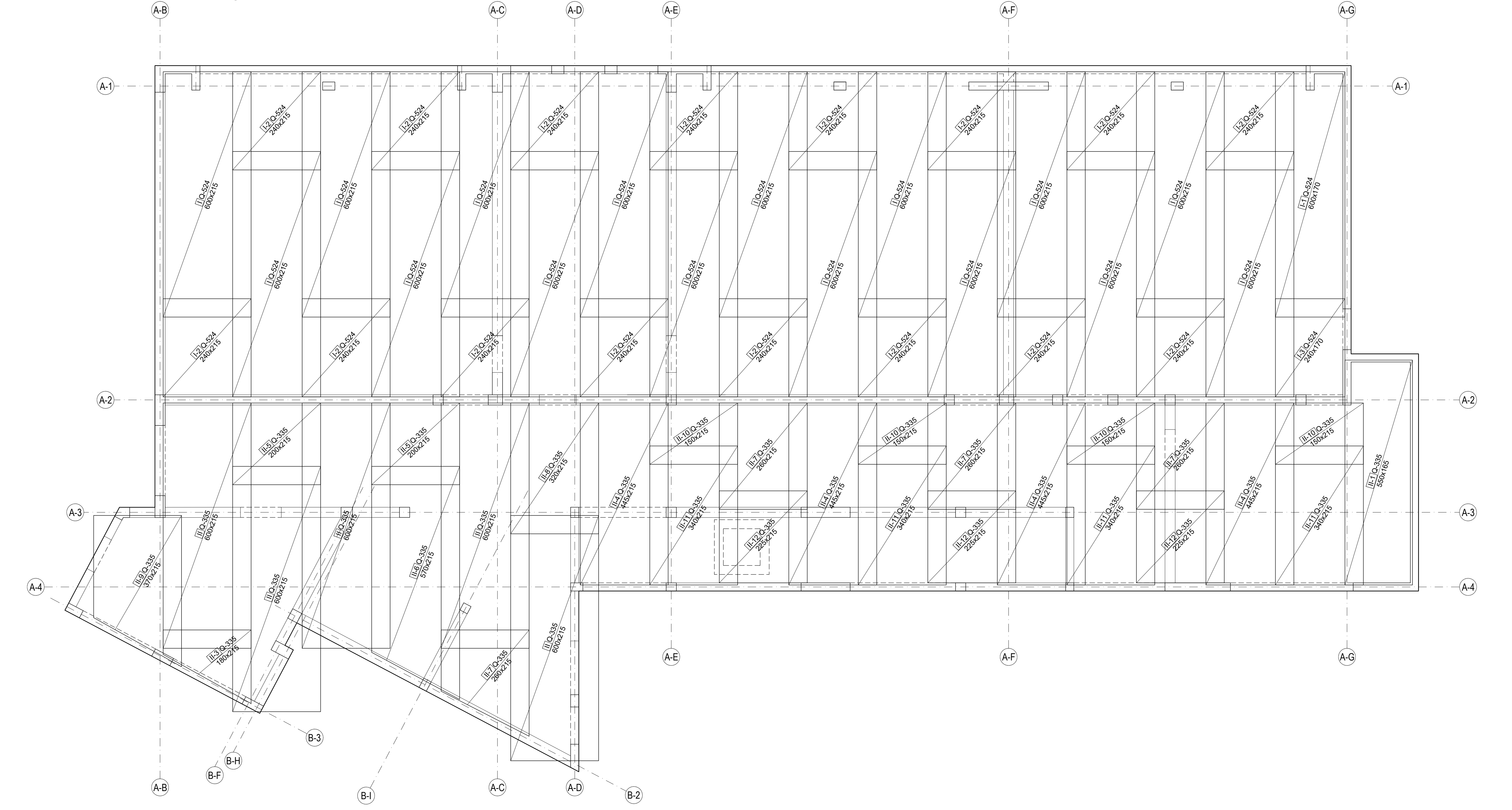
- Overall width: 24000/15
- Overall depth: 24000/15
- Central section label: P17
- Roof slope dimensions: 1:1.25 (2400/15) and 1:1.25 (2400/15)
- Labels for roof sections: A-4, B-4, C-4, D-4, E-4, F-4, G-4, H-4, I-4, J-4, K-4, L-4, M-4, N-4, O-4, P-4, Q-4, R-4, S-4, T-4, U-4, V-4, W-4, X-4, Y-4, Z-4

[illegible]

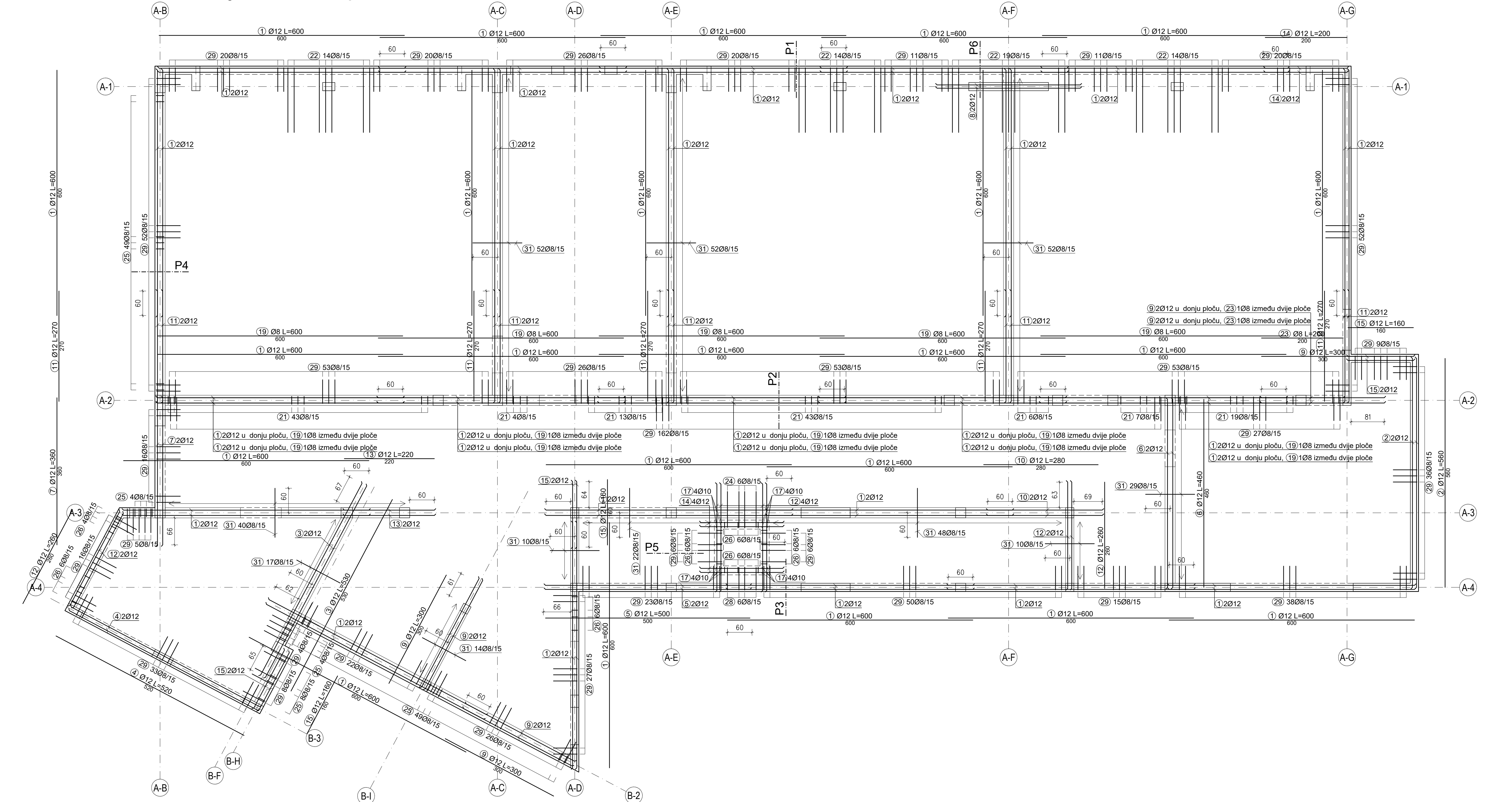
INVESTITOR:	LIČKO-SENZESKA PIANPALA Dr. Franje Tuđmana 4, Gospić 081 4074309307	GL. PROJEKTANT:	Jurica Hajdarović, dipl.ing.arh.	
GRAĐEVINA:	REKONSTRUKCIJA OSNOVNOGLOSKOG GRAĐEVINARSTVA DOSTAVNA KATASTRA IZ OBLASTI K.03.01.173302, k.03.01.01.01	PROJEKTANT:	Branimir Kuršević, mag.ing.aedif.	
SADRŽAJ:	DILATACIJA 2 - POZ - 300 - 1. KAT Armatura zidova 1. kata	IZRAĐIO:	Mate Bolišić, bacc.ing.aedif.	
		ZOP :	JH-15/26	TD : 26-11
		DATUM :	sigurnost 2020.	MJ : 1/50
		NACRT BR:	D2 - 300 - 1. KAT - 02	



Osnovna armatura donje zone stropa 1. kata



Dodatna armatura donje zone stropa 1. kata i konstruktivna armatura



**P1**

**P2**

**P3**

**P4**

**P5**

**P6**

**Armatura zida svijetlarnika**

**JAHACI - 2 KOM / m2**

ozn	oblik i mjere [mm]	Ø	lg [m]
1	600	12	6.00
2	560	12	5.60
3	530	12	5.30
4	520	12	5.20
5	500	12	5.00
6	460	12	4.60
7	360	12	3.60
8	350	12	3.50
9	300	12	3.00
10	280	12	2.80
11	270	12	2.70
12	260	12	2.60
13	220	12	2.20
14	02 - 300	12	2.00
15	160	12	1.60
16	02 - 300	10	2.00
17	70	10	0.90
18	90	10	0.90
19	600	8	6.00
20	300	8	3.00
21	114	8	2.84
22	58	8	2.30
23	02 - 300	8	2.00
24	88	8	1.90
25	72	8	2.00
26	72	8	1.90
27	150	8	1.50
28	55	8	1.60
29	58	8	1.30
30	58	8	1.30
31	120	8	1.20
32	90	8	0.90
33	24	10	1.00

**NAPOMENA!**  
Preklap mreža min. 45 cm.

Prema planu oplate dostavljenom:  
29.01.2026.

**INVESTITOR:** LČSD - ROKOVICA ŽUPANIJA  
D: Pula, Tulumova 4, Opatje  
OIB: 607788337

**PROJEKTANT:** Jurica Hajdarović, dipl.ing.arh.  
Branimir Kunjatić, mag.ing.arh.  
Mate Bilosnić, bacc.ing.arhif.

**GRADIVA:** REKONSTRUKCIJA OSNOVNOG ODRŽAVANJE ANTURA  
ODSTAVNA NAJEDNAKOSTI  
K.O. 119350, k.1. izm.

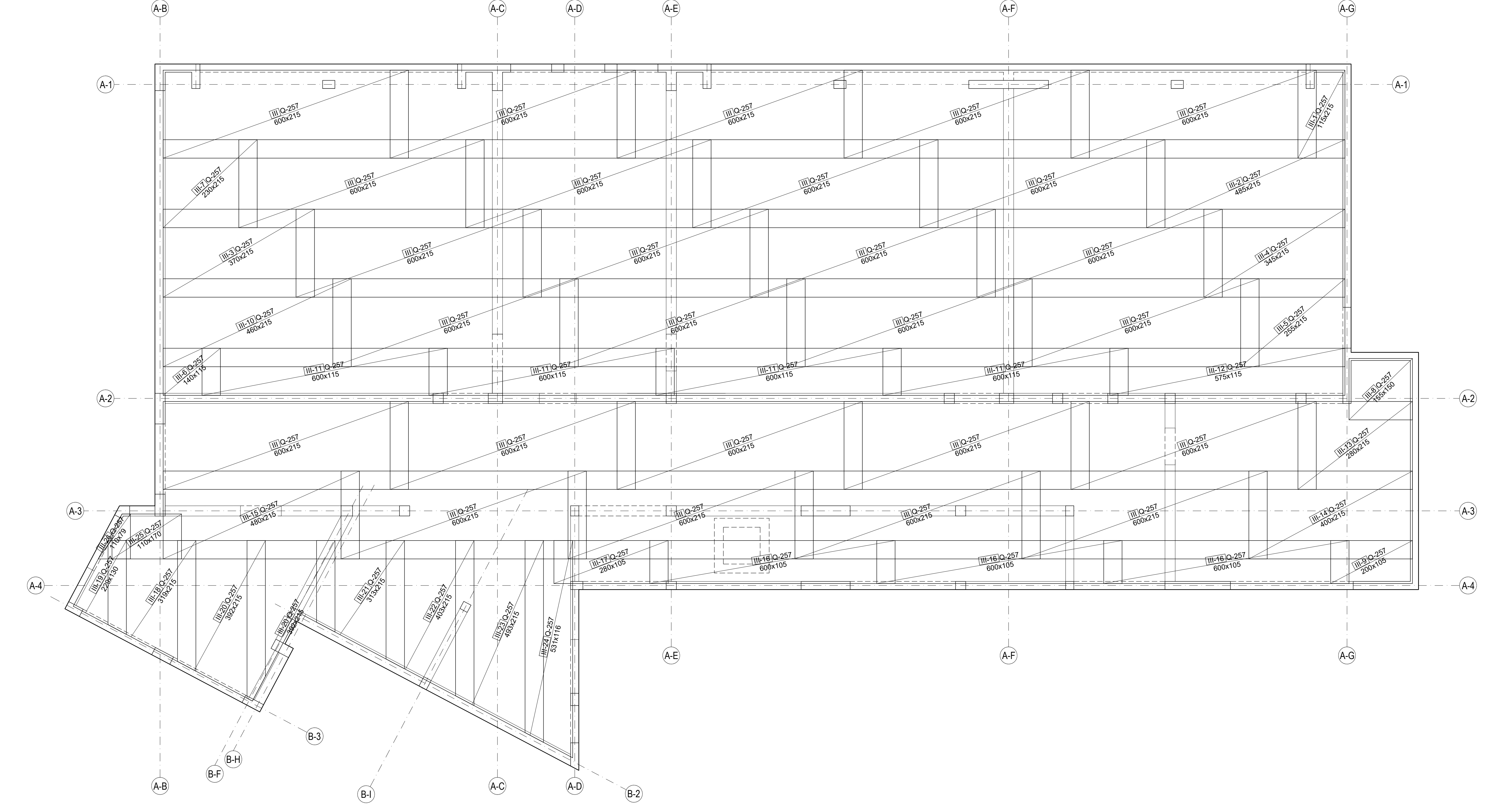
**SADRŽAJ:** DILATACIJA 2 - POZ - 300 - 1. KAT  
Armatura donje zone ploče temeljarnja  
armatura

**DATUM:** rujan 2025 MJ: 1:50  
NACRT BR: D2 - 300 - 1. KAT - 03

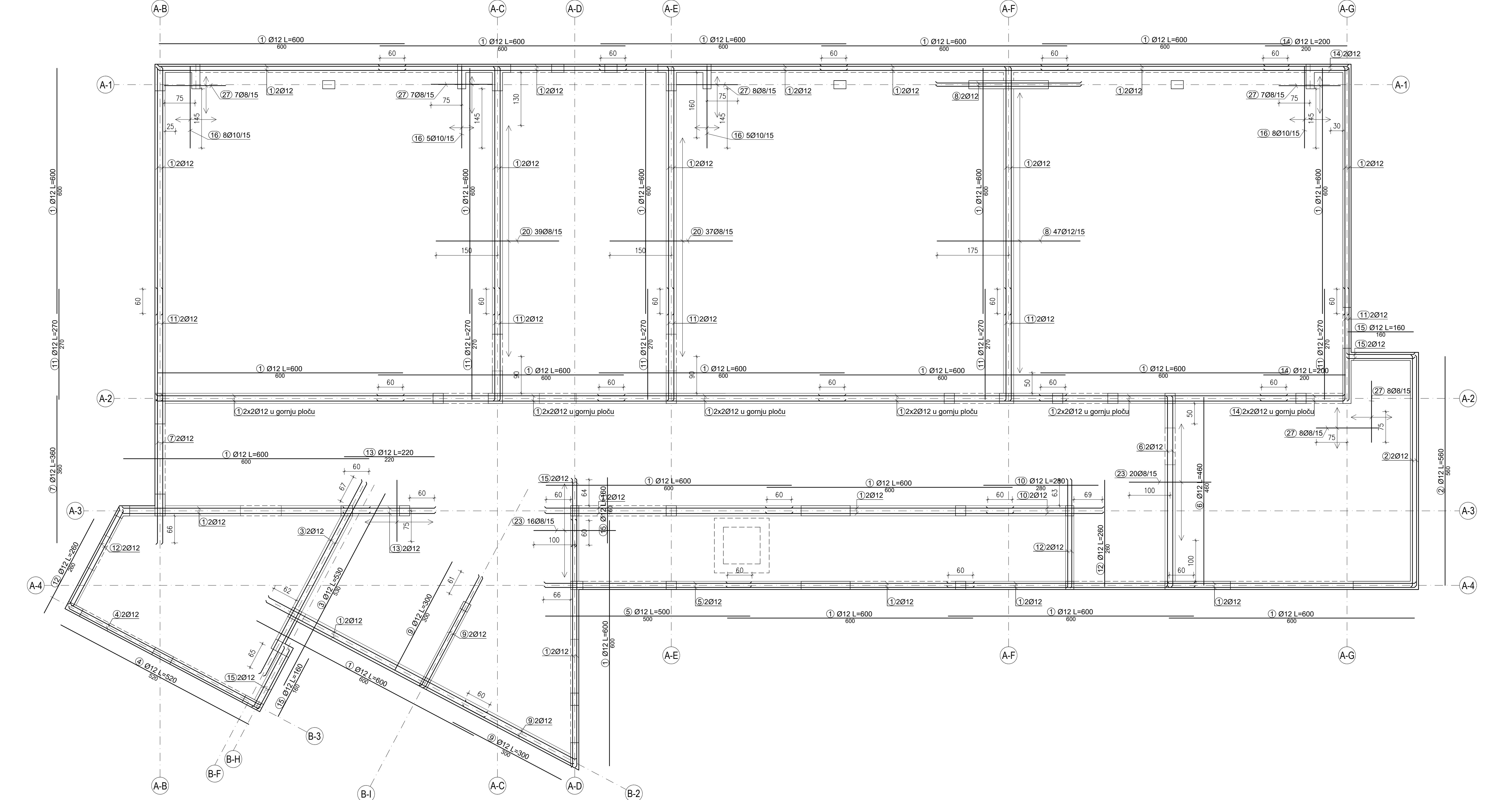
**Klasa betona** C25/30  
**Armatura** B500B  
**Zaštiti sloj betona** 3,0 cm  
**Preporučena klasa armature:** D2 - 300 - 1. KAT - PLOČA



Osnovna armatura gornje zone stropa 1. kata



Dodatna armatura gornje zone stropa 1. kata



Spisak - specifikacija			
ozn.	oblik i mjere [cm]	Ø	lg [m]
1	600	12	6.00
2	560	12	5.60
3	530	12	5.30
4	520	12	5.20
5	500	12	5.00
6	480	12	4.80
7	360	12	3.60
8	350	12	3.50
9	300	12	3.00
10	280	12	2.80
11	270	12	2.70
12	260	12	2.60
13	220	12	2.20
14	D2 - 300	12	2.00
15	160	12	1.60
16	D2 - 300	10	2.00
17	70	10	0.90
18	90	10	0.90
19	600	8	6.00
20	300	8	3.00
21	114	8	2.84
22	58	8	2.30
23	D2 - 300	8	2.00
24	88	8	1.90
25	72	8	2.00
26	72	8	1.90
27	150	8	1.50
28	55	8	1.60
29	58	8	1.30
30	58	8	1.30
31	120	8	1.20
32	90	8	0.90
33	24	10	1.00

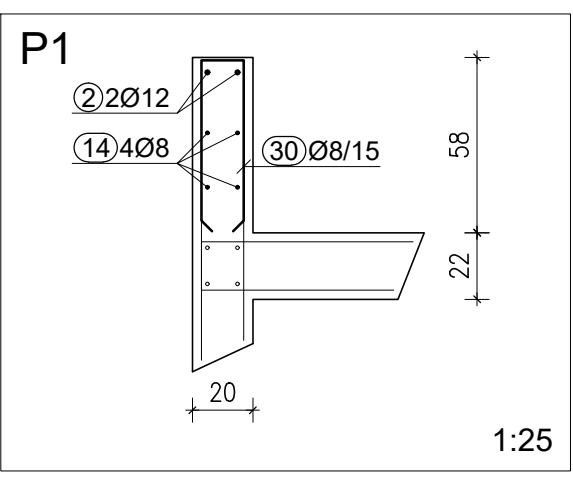
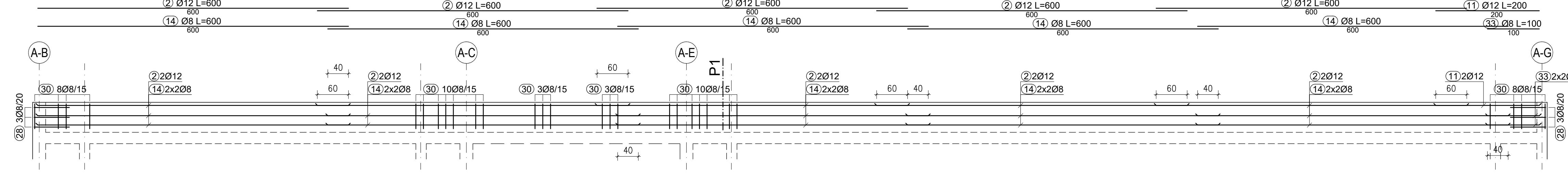
NAPOMENA!  
Preklap mreža min. 45 cm.

Prema planu oplate dostavljenom:  
29.01.2026.

<p>POSREDOVANJE U PROMETU NEPOKRETNOSTI Branimir Kurišić POSREDOVANJE U PROMETU NEPOKRETNOSTI Branimir Kurišić POSREDOVANJE U PROMETU NEPOKRETNOSTI Branimir Kurišić</p>		<p>Klasa betona C25/30 Armatura B500B Zaštitni sloj betona 3,0 cm Preporučena klasa armature: D2 - 300 - 1. KAT - PLOČA</p>	
INVESTITOR: LČSD - JAVNA AGENCIJA ZA UPOSREDOVANJE U PROMETU NEPOKRETNOSTI POSREDOVANJE U PROMETU NEPOKRETNOSTI Branimir Kurišić	GRADJEVINA: REKONSTRUKCIJA OSNOVNOG ODRŽAVANJA POSREDOVANJE U PROMETU NEPOKRETNOSTI Branimir Kurišić	IL. PROJEKTANT: Jurica Hajdarić, dipl.ing.arh. PROJEKTANT: Branimir Kurišić, mag.ing.arh. ZOP: JH-15/25 DATUM: septembar 2025. MJ: 1.90	GRAD: Zagreb TID: 25-11 NACRT BR: D2 - 300 - 1. KAT - 04



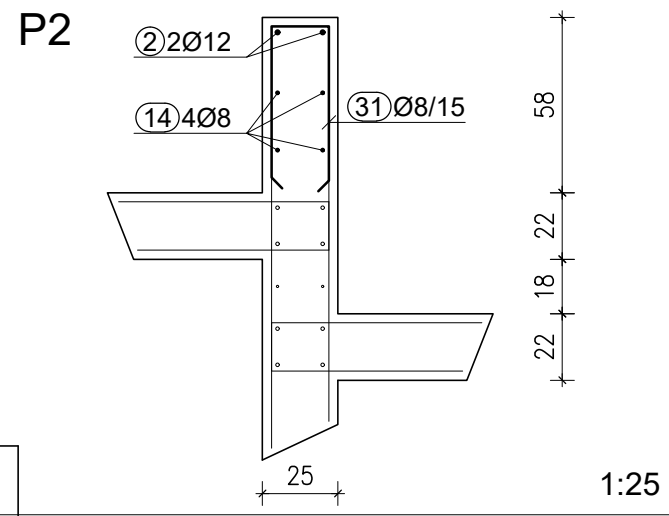
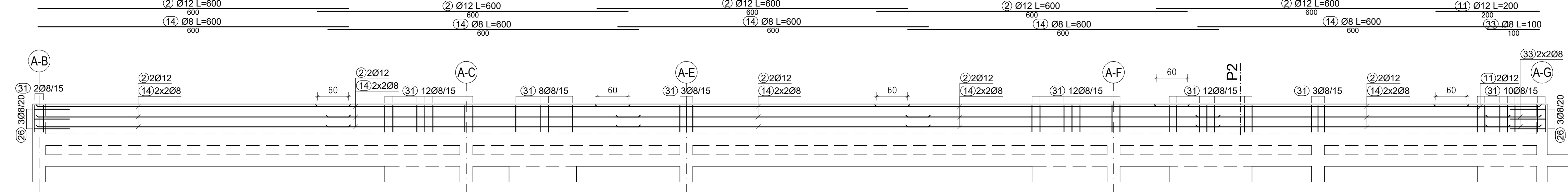
Atika u osi A-0



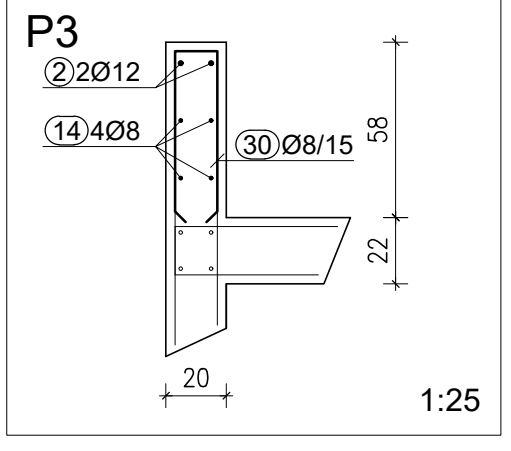
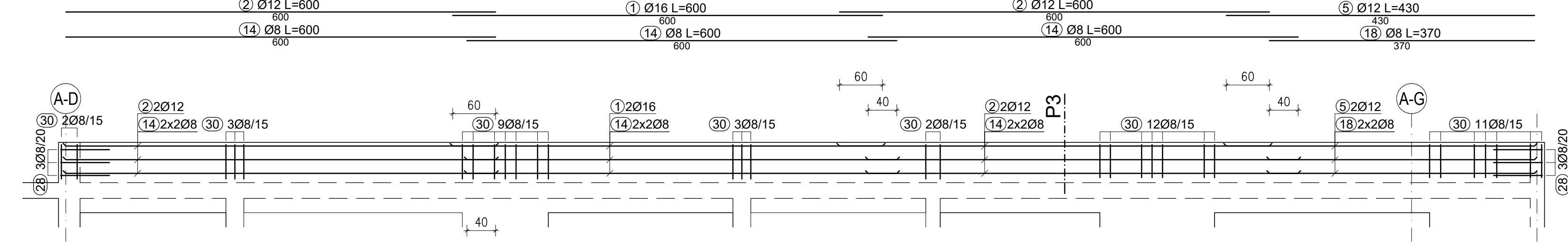
**Detalj učvršćenja armature "S" kukama**  
  
2. red vertikalna armatura  
1. red horizontalna armatura  
"S" kukama

**"S" KUKE**  
*Zid d=20 cm*  
  
34 1800Ø8 L=35  
4 kom/m2

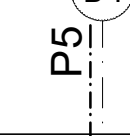
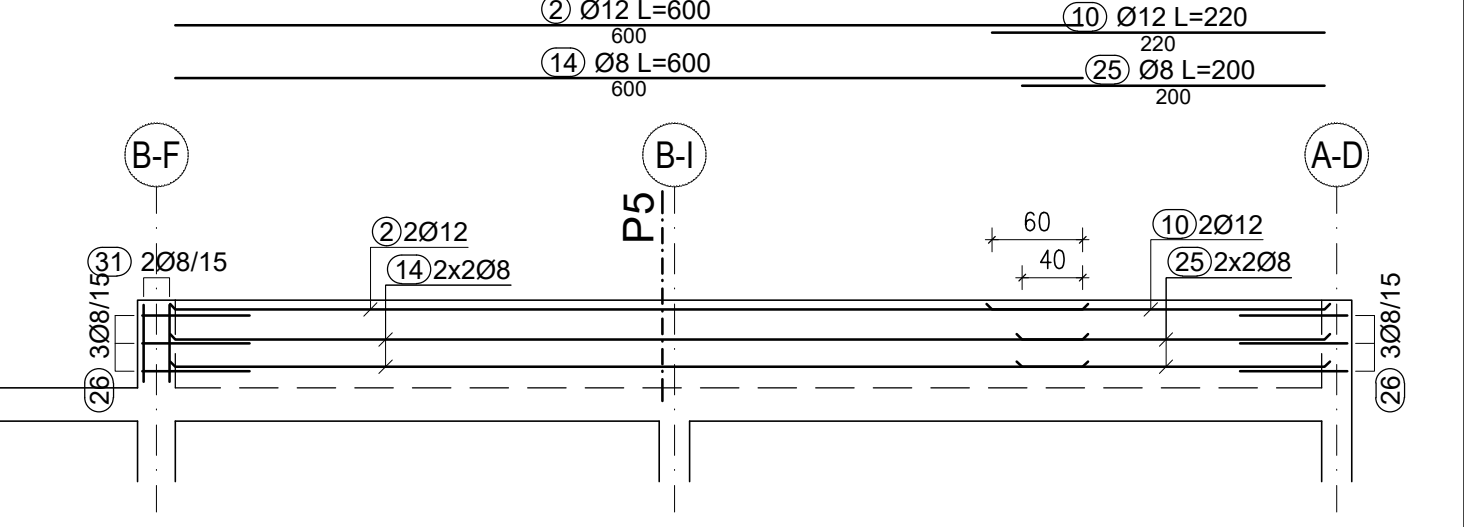
Atika u osi A-2



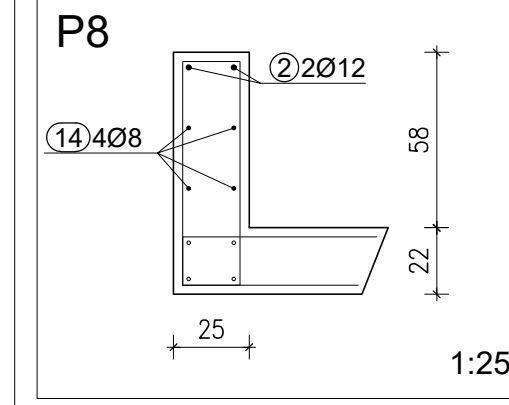
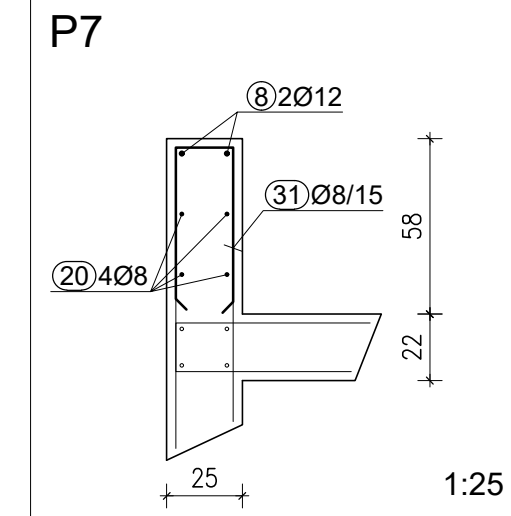
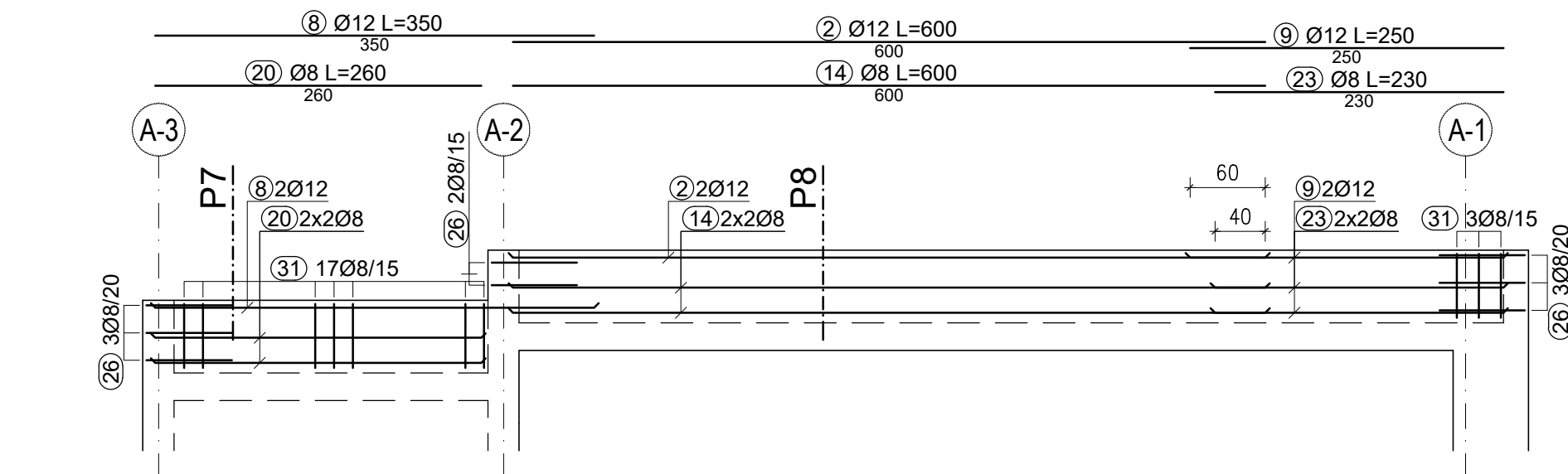
Atika u osi A-4



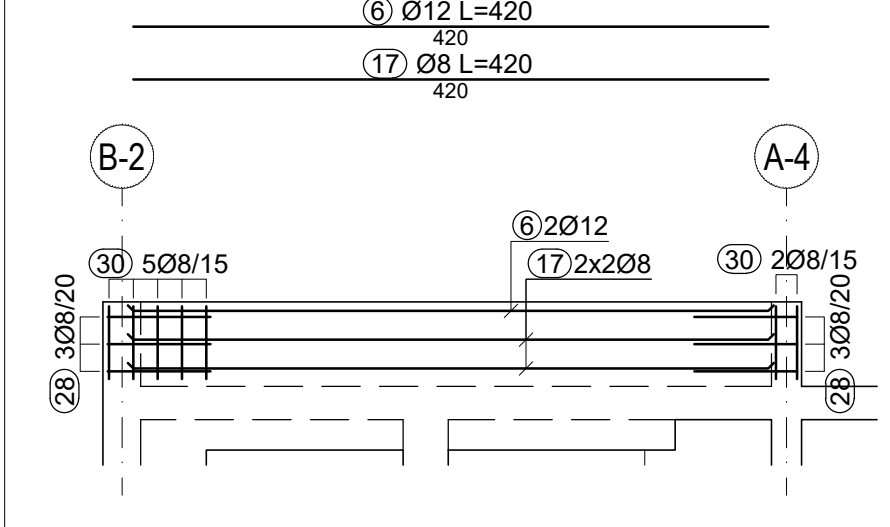
Atika u osi B-2



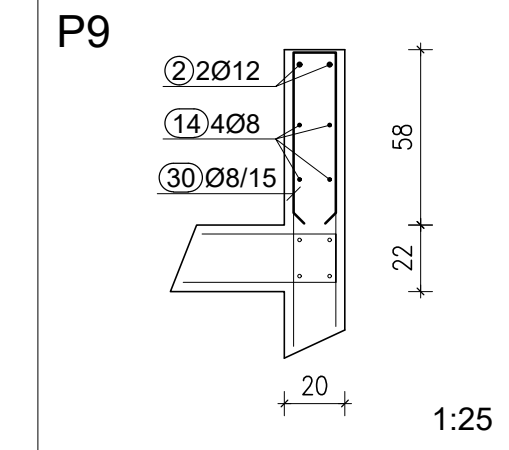

Atika u osi A-B



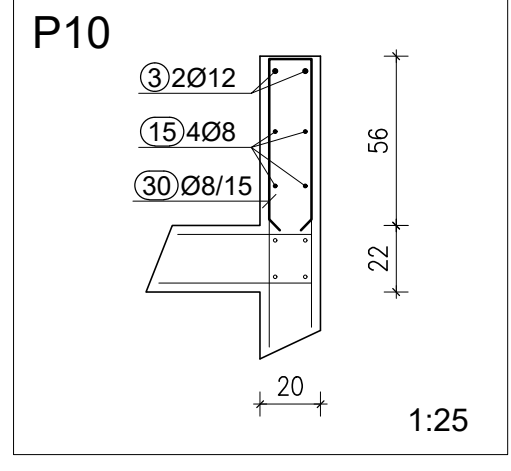
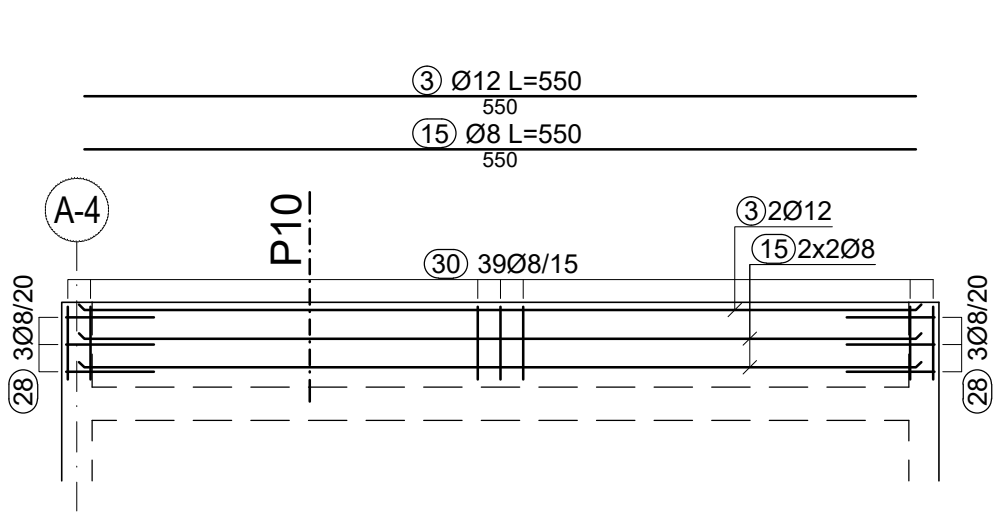
Atika u osi A-D




Atika u osi A-G



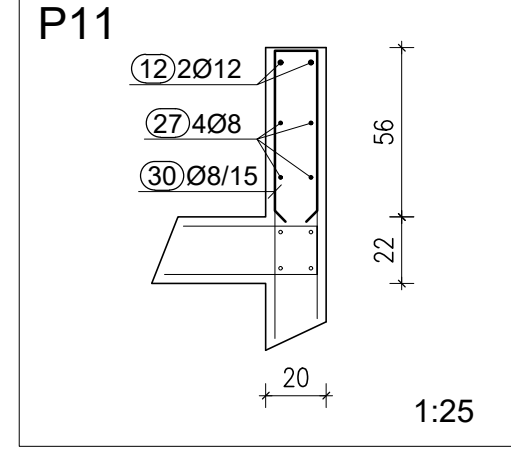
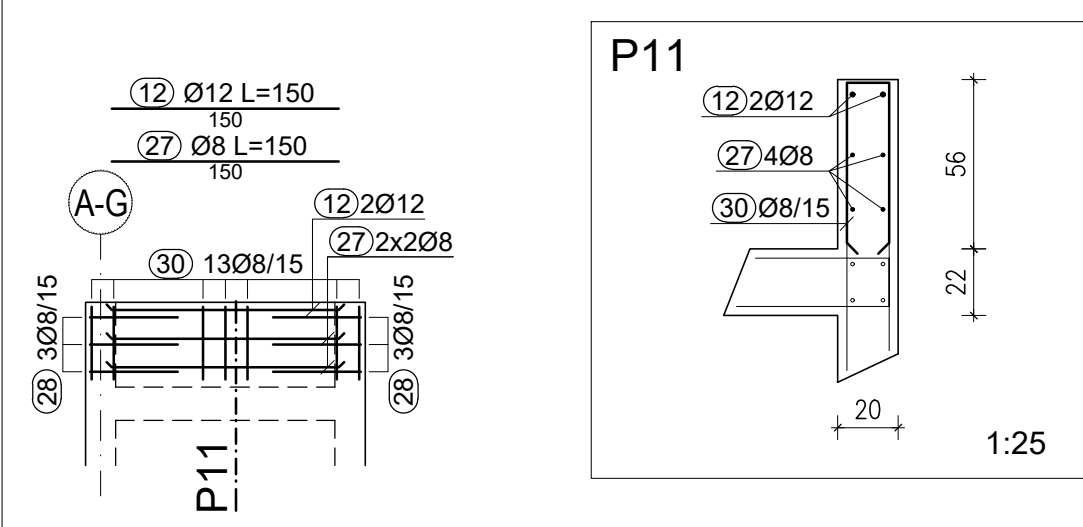
Atika u osi nakon A-G



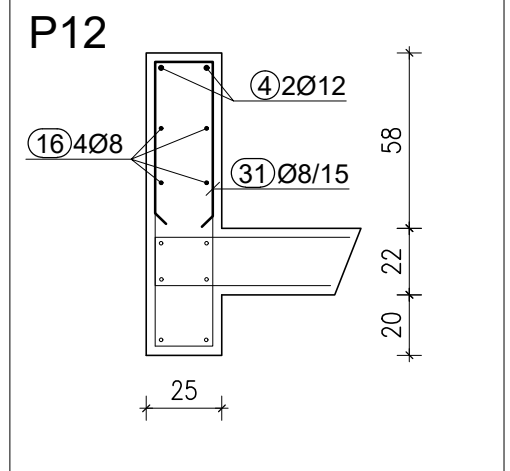
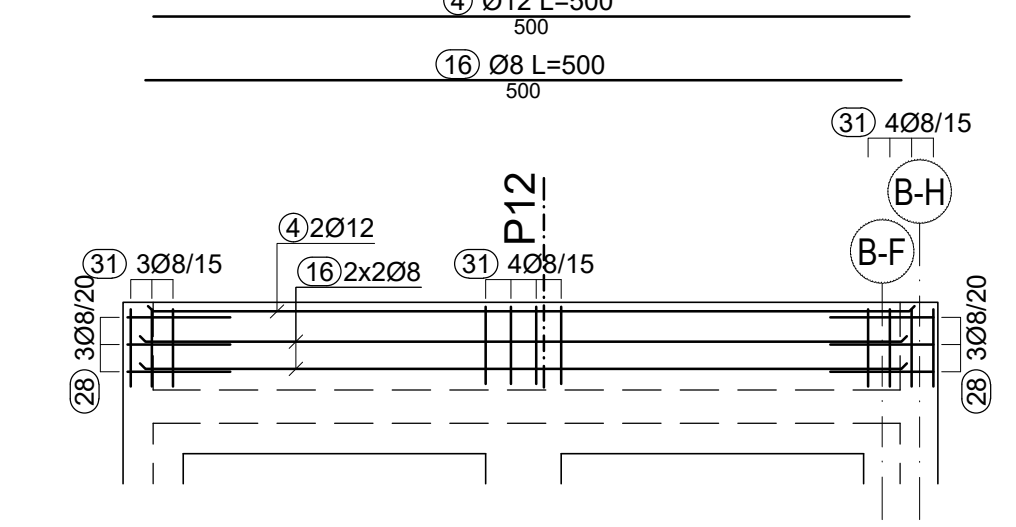
Atika u osi B-F i B-H



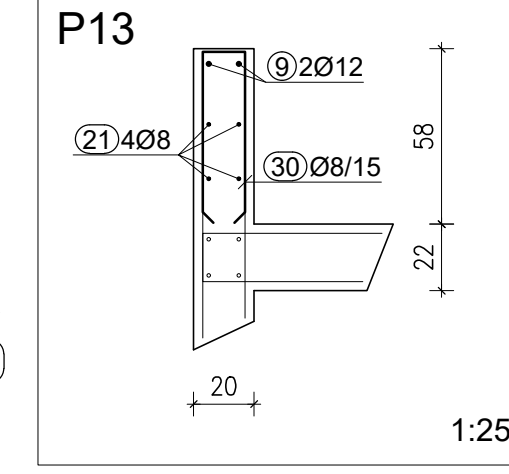
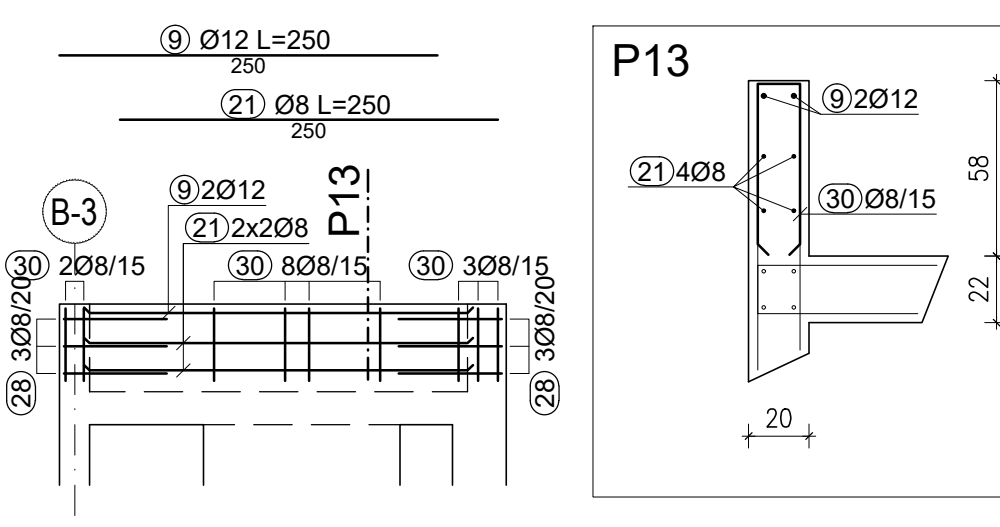
Atika u osi između A-1 i A-2



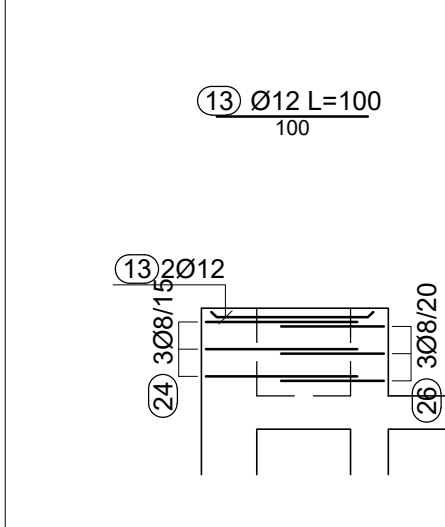
Atika u osi B-3



Atika u osi prije A-B



Atika u osi A-3



Šipke - specifikacija				
ozn	oblik i mjere [cm]	Ø	lg [m]	
1	600	16	6.00	
2	600	12	6.00	
3	550	12	5.50	
4	500	12	5.00	
5	430	12	4.30	
6	420	12	4.20	
7	380	12	3.80	
8	350	12	3.50	
9	250	12	2.50	
10	220	12	2.20	
11	200	12	2.00	
12	150	12	1.50	
13	100	12	1.00	
14	600	8	6.00	

Šipke - specifikacija				
ozn	oblik i mjere [cm]	Ø	lg [m]	
15	550	8	5.50	
16	500	8	5.00	
17	420	8	4.20	
18	370	8	3.70	
19	350	8	3.50	
20	280	8	2.80	
21	250	8	2.50	
22	240	8	2.40	
23	230	8	2.30	
24	100	8	2.20	
25	101	8	2.00	

Šipke - specifikacija				
ozn	oblik i mjere [cm]	Ø	lg [m]	
26	70	8	1.60	
27	71	8	1.50	
28	63	8	1.40	
29	63	8	1.44	
30	53	8	1.20	

Šipke - specifikacija				
ozn	oblik i mjere [cm]	Ø	lg [m]	
31	50	8	1.20	
32	51	8	1.20	
33	120	8	1.20	
34	100	8	1.00	
	10	8	0.35	

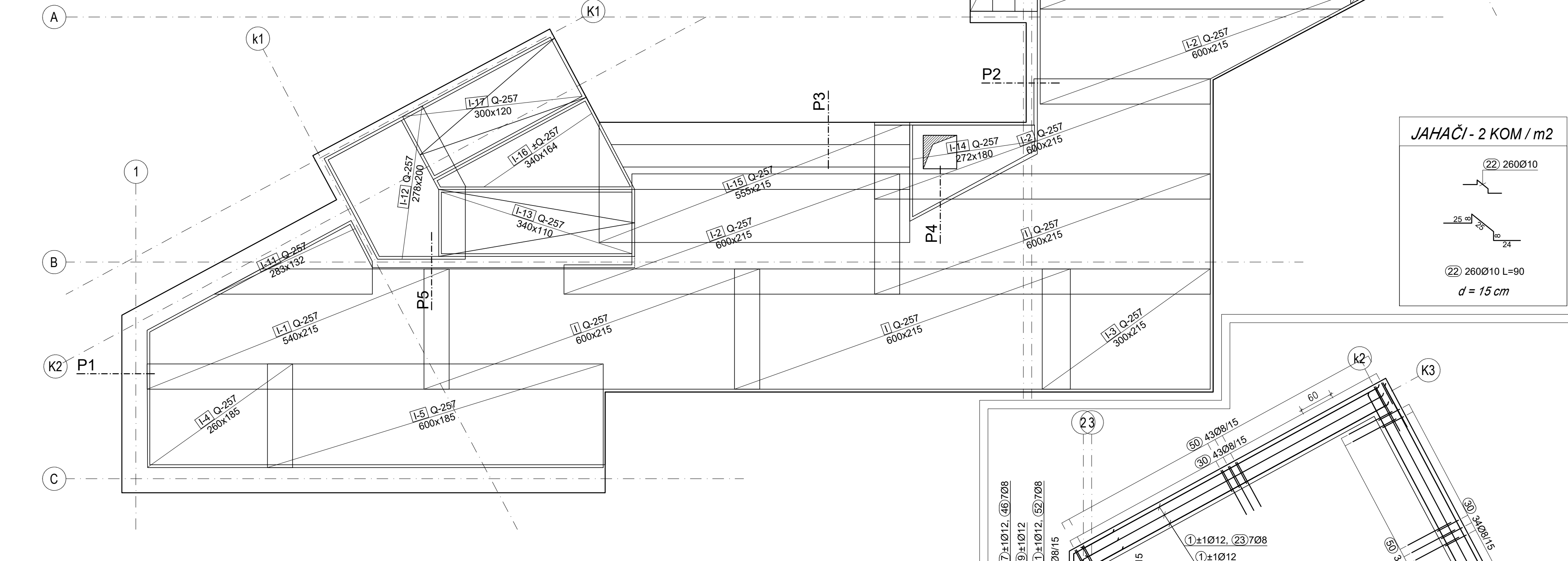
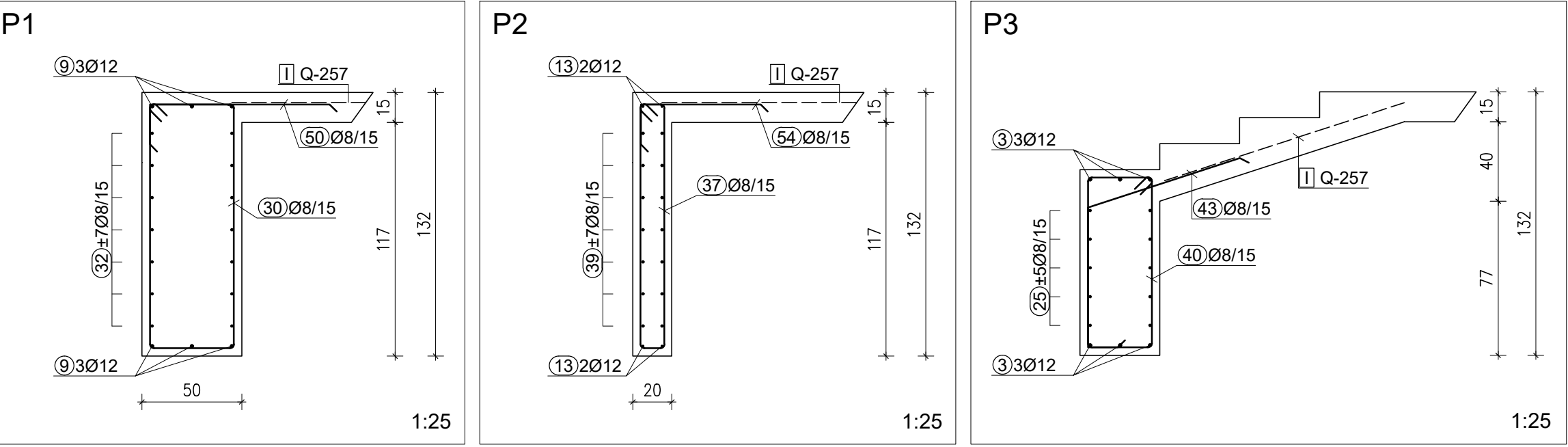
Prema planu optate dostavljenom:  
29.01.2026.

Klasa betona C25/30  
Armatura B500B  
Zaštitni sloj betona 3.0 cm  
Pripadajuća lista armature: D2 - 400 - ATIKA

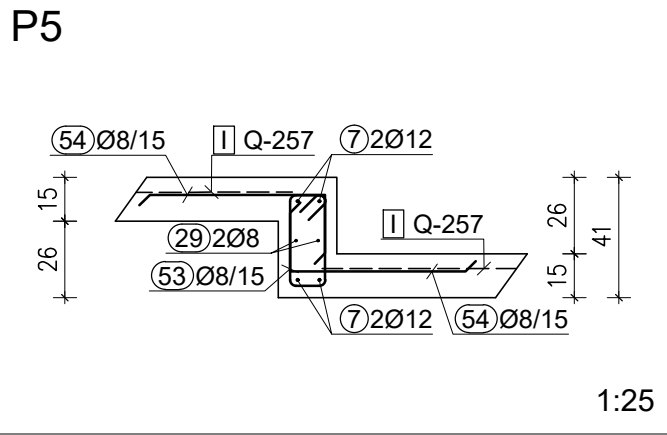
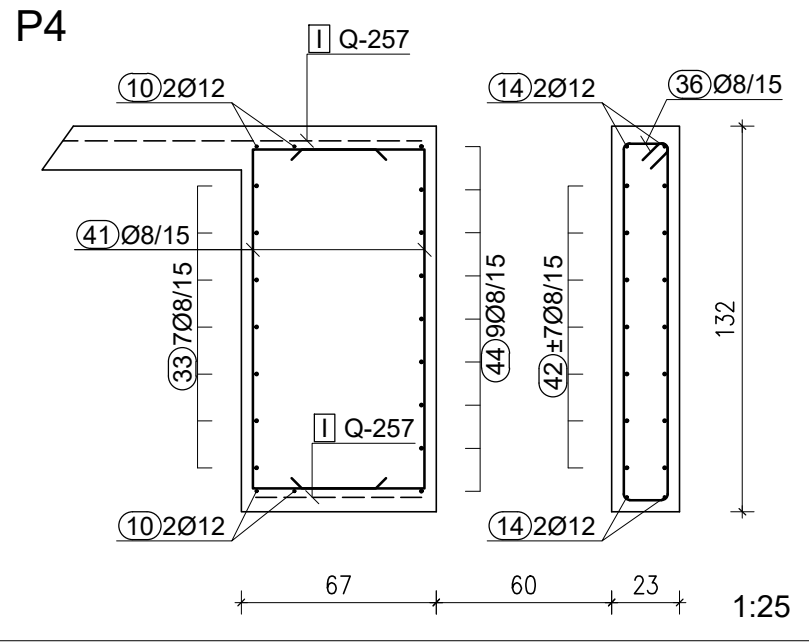
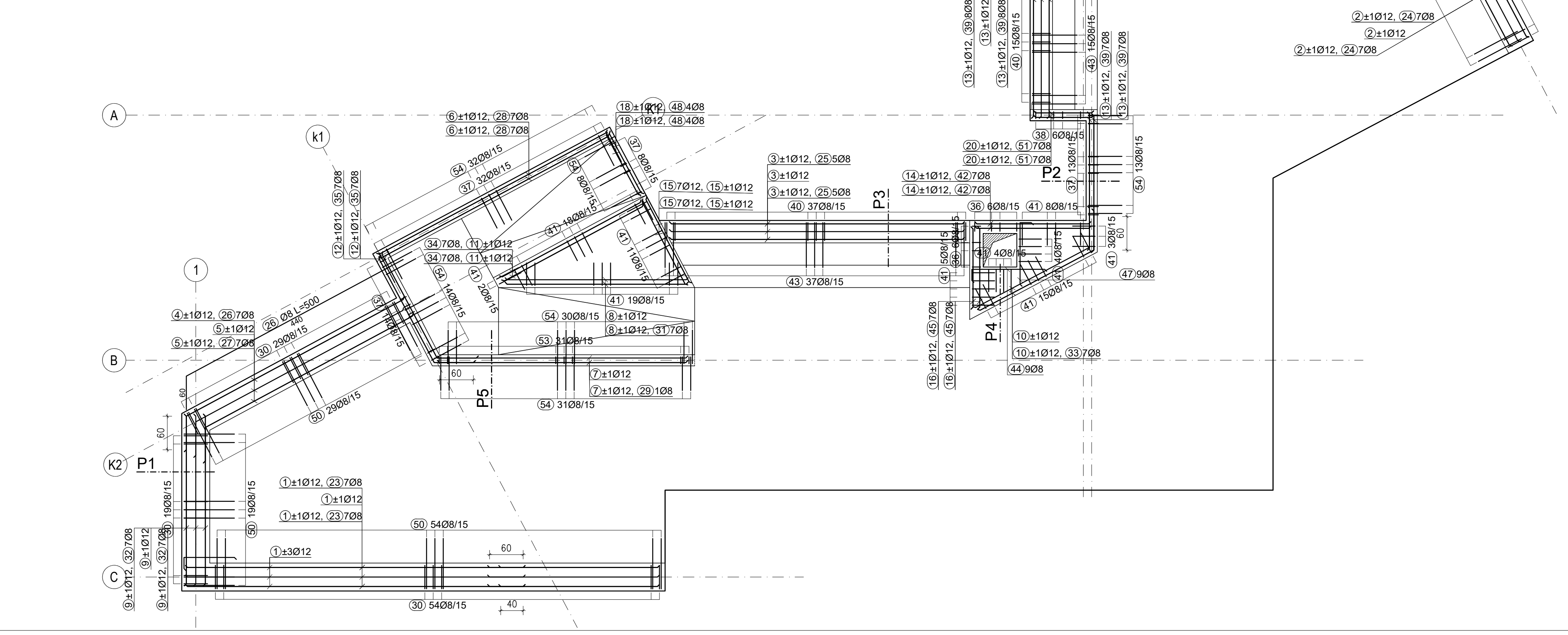
INVESTITOR:	LIČKO-SENJESKA ŽUPANIJA, Dr. Franje Tuđmana 4, Gospić OIB: 40776395207	GL. PROJEKTANT:	Jurica Hajdarović, dipl.ing.arh.
GRAĐEVINA:	REKONSTRUKCIJA OSNOVNOŠKOLSKIE GRAĐEVINE ANTUNA GUSTAVA MATOŠA U NOVALJI, k.č.br. 1783/SZ, k.o. Novaja	PROJEKTANT:	Branimir Kunjašić, mag.ing.aedif.
SADRŽAJ:	DILATACIJA 2 - POZ 400 - ATIKA Armatura atike	IZRADIO:	Mate Bilosnić, bacc.ing.aedif.
		ZOP:	JH-15/25
		DAJUM:	siječanj 2026. MJ: 1:50
		NACRT BR:	D2 - 400 - ATIKA - 01



Armatura podne ploče



Konstruktivna armatura temelja




Sipke - specifikacija			
ozn	oblik i mjere [cm]	Ø	lg [m]
1	600	12	6.00
2	540	12	5.40
3	520	12	5.20
4	440	12	5.00
5	420	12	4.80
6	460	12	4.60
7	440	12	4.40
8	320	12	3.20
9	300	12	3.00
10	230	12	3.00
11	280	12	2.80
12	210	12	2.80
13	240	12	2.40
14	200	12	2.00
15	166	12	1.66
16	140	12	1.40
17	80	12	1.40
18	120	12	1.20
19	70	12	1.20
20	100	12	1.00
21	60	12	1.00
22	25	10	0.90
23	600	8	6.00
24	540	8	5.40
25	520	8	5.20
26	440	8	5.00
27	420	8	4.80
28	460	8	4.60
29	440	8	4.40
30	122	8	3.46
31	320	8	3.20
32	300	8	3.00

33	230	8	3.00
34	280	8	2.80
35	210	8	2.80
36	122	8	2.92
37	122	8	2.86
38	120	8	2.82
39	240	8	2.40
40	85	8	2.52
41	116	8	2.00
42	200	8	2.00
43	70	8	1.65
44	130	8	1.50
45	140	8	1.40
46	80	8	1.40
47	110	8	1.30
48	120	8	1.20
49	90	8	1.10
50	100	8	1.00
51	60	8	1.00
52	31	8	1.04
53	60	8	0.80
54		8	0.80

NAPOMENA!  
Preklop mreža min. 45 cm.

Prema planu optate dostavljenom:  
09.03.2026.



INVESTITOR: LIČKO-SENJESKA ŽUPANIJA  
Dr. Franje Tuđmana 4, Gospić  
OIB: 40774336207

GRADEVINA: REKONSTRUKCIJA GOSPODARSTVA GRADEVINE ANTUNA  
GUSTAVA MATOŠA U NOVAJI  
k.č.br. 178352, k.s. Novaja

SADRŽAJ: ULAZNO STEPENIŠTE  
Armatura temelja i podne ploče

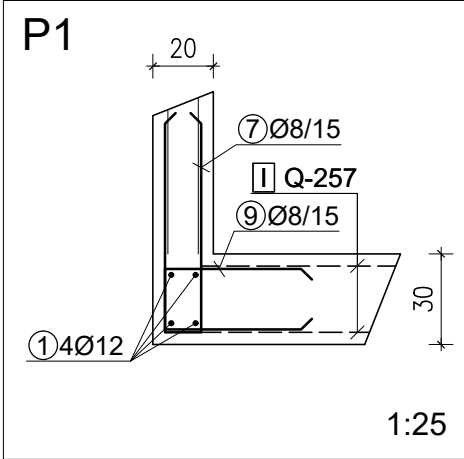
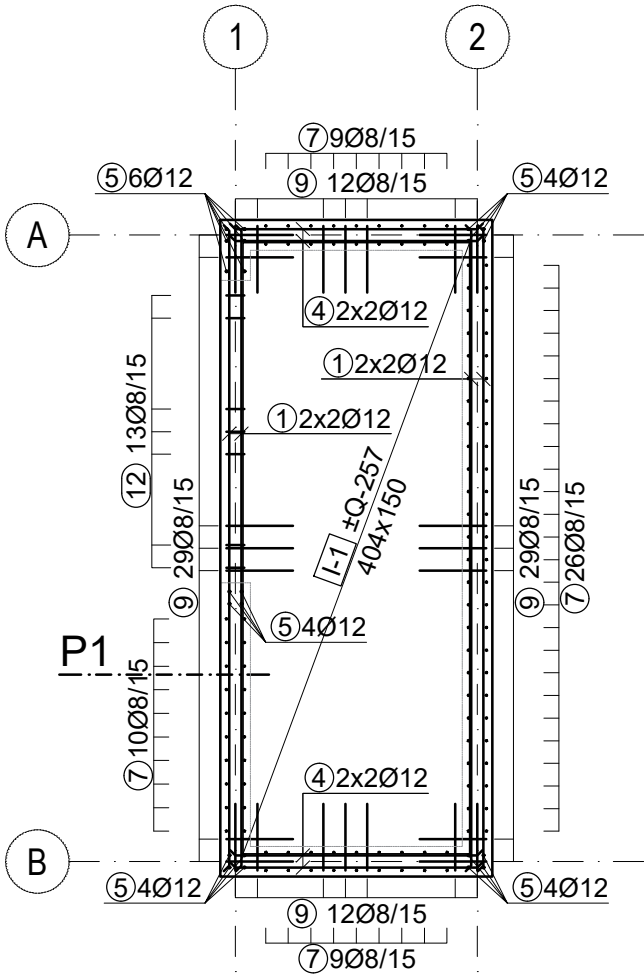
Klasa betona	C25/30
Armatura	B500B
Zaštitni sloj betona	4,0 cm

Pripadajuća lista armature:

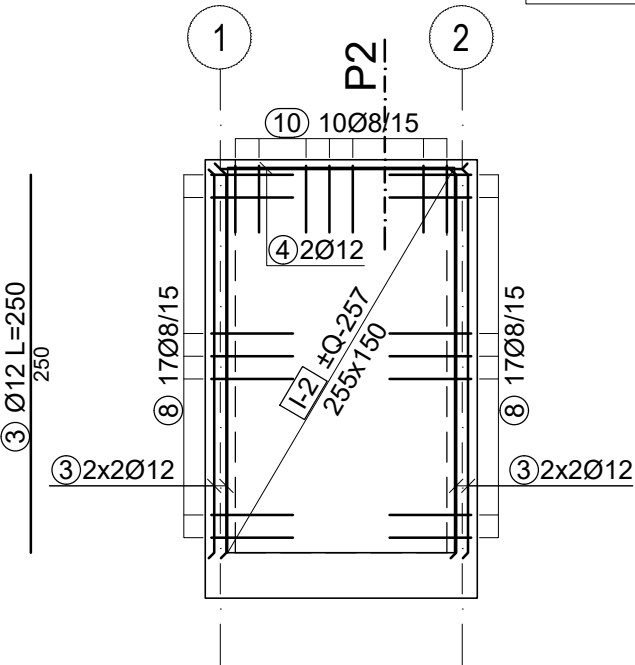
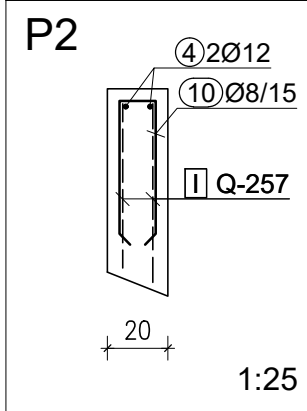
ULAZNO STEPENIŠTE

GL. PROJEKTANT:	Jurica Hajdarović, dipl.ing.arh.
PROJEKTANT:	Branimir Kunjašić, mag.ing.aedif.
IZRADIO:	Silvija Petrović, mag.ing.aedif.
ZOP:	JH-15/25
DATUM:	siječanj 2026.
NACRT BR:	MJ: 1:50

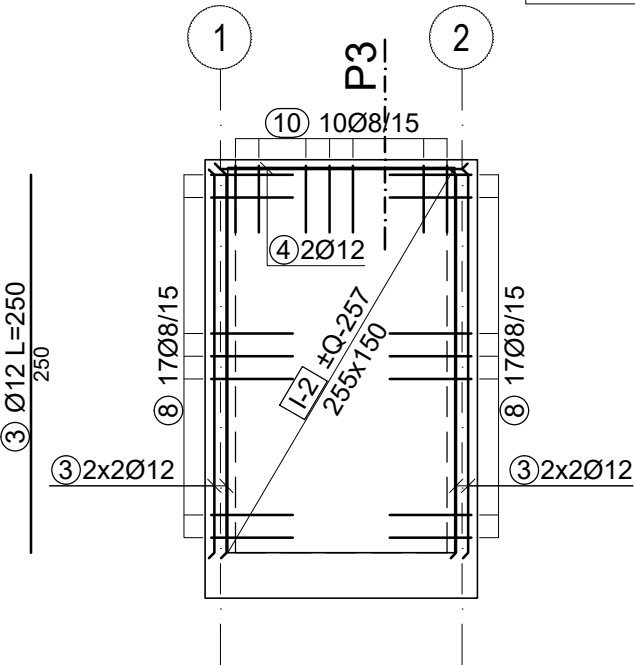
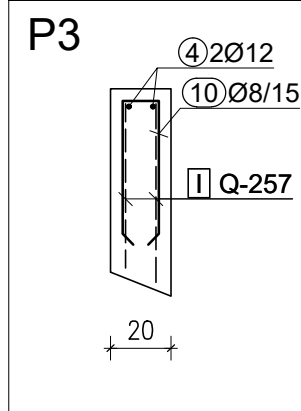
## Armatura podne ploče



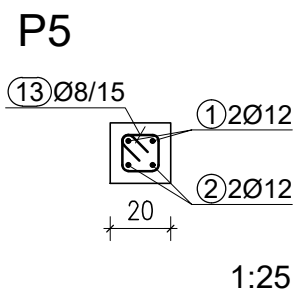
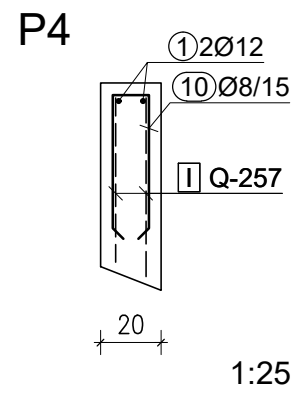
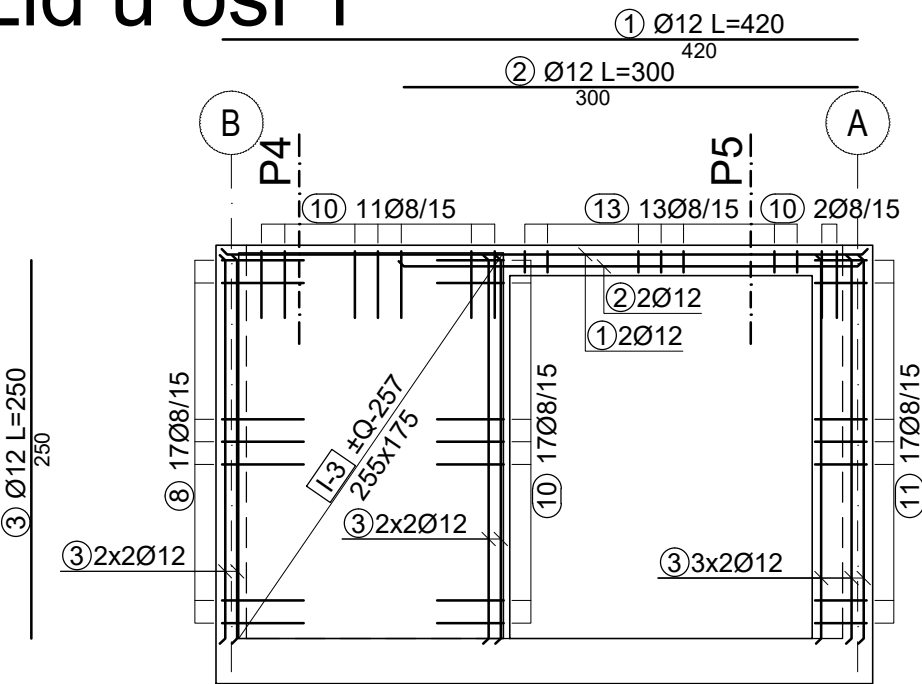
## Zid u osi A



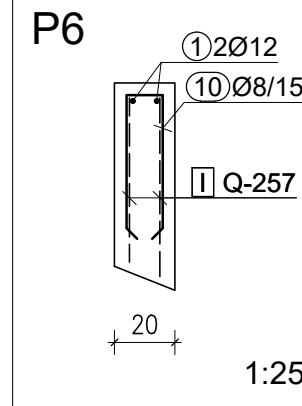
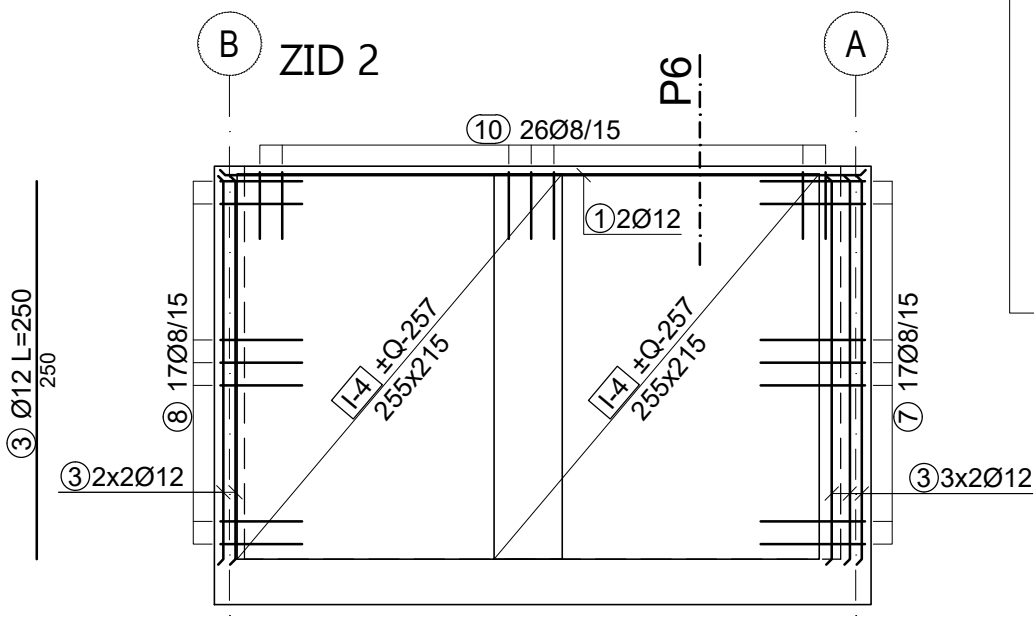
## Zid u osi B



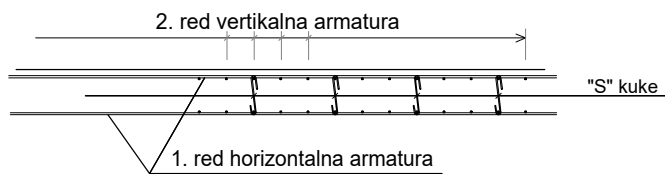
## Zid u osi 1



## Zid u osi 2

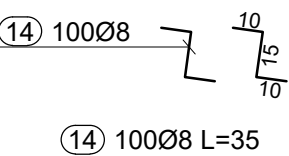


## Detalj učvršćenja armature "S" kukama



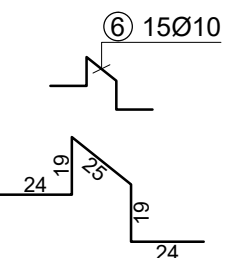
## "S" KUKE

*Zid d=20 cm*



4 kom/m<sup>2</sup>

**JAHÁČI - 2 KOM / m<sup>2</sup>**



⑥ 15Ø10 L=111

$$d = 30 \text{ cm}$$

Šipke - specifikacija			
ozn	oblik i mjere [cm]	Ø	lg [m]
1		12	4.20
2		12	3.00
3		12	2.50
4		12	1.60
6		10	1.11
7		8	1.50
8		8	1.20
9		8	1.10
10		8	1.00
11		8	1.10
12		8	0.86
13		8	0.66
14		8	0.35

Pečat i potpis: 	<table border="1" style="width: 100%; border-collapse: collapse;"> <tr> <td style="width: 50%; padding: 5px;">Klasa betona</td> <td style="width: 50%; padding: 5px;">C25/30</td> </tr> <tr> <td style="padding: 5px;">Armatura</td> <td style="padding: 5px;">B500B</td> </tr> <tr> <td style="padding: 5px;">Zaštitni sloj betona</td> <td style="padding: 5px;">4,0 cm</td> </tr> </table> <p style="margin-top: 5px;">Pripadajuća lista armature :</p> <p style="text-align: center; font-weight: bold; font-size: 1.2em;">SPREMNIK ZA SPREMIŠTE OD PLINA</p>	Klasa betona	C25/30	Armatura	B500B	Zaštitni sloj betona	4,0 cm
Klasa betona	C25/30						
Armatura	B500B						
Zaštitni sloj betona	4,0 cm						